



West Bengal State Electricity Distribution Company Limited
(A Government of West Bengal Enterprise)

Estate Management Department

3rd Floor, Block A, Vidyut Bhavan, Salt Lake City, Kolkata – 700091.

Tel: 033-2359192 0 E-mail: ce.emd@wbsecl.in

Dated: 09.07.2025

Circular No. EMD/ 276

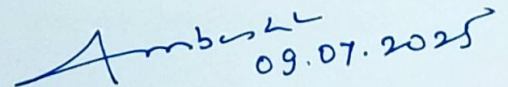
A Rate contract for "Supply and installation of Seating /Desking /Storage / Healthcare products of your Godrej Interio brand for WBSEDCL Corporate and other offices located all over the West Bengal as Source Standardization" for 3 years vide Memo no.CE/EMD/166/229 dtd.25.06.2025 of Chief Engineer, Estate Management Department is hereby circulated to all office of WBSEDCL for their reference.

Copy of rate contract including Annexure-I and Annexure-II is attached. Authorised district-wise dealer list, Escalation Matrix in respect of M/s. Godrej & Boyce Mfg. Co. Ltd. official concerned and comprehensive price list prevailing as on date are also attached for information and necessary action.

Site office as per their approval from the competent authority and approved budget thereof may place LOA to the authorized dealer of M/s.Godrej & Boyce Mfg.Co.Ltd. of their district with applying applicable discount as in the rate contract.

As M/s.Godrej & Boyce Mfg. Co. Ltd. has submitted their Contract Performance Guarantee to Estate Management Department centrally, no further security deposit is required to be retained in each individual LOA.

Copy of PO/LOA or revision thereof need to be shared with CE, EMD for updating the records of total amount of order placed which is a factor in dealing in the rate contract with M/s. Godrej & Boyce Mfg. Co.Ltd.


09.07.2025

[SUDHIR KUMAR AMBASHTA]

Chief Engineer

Estate Management Department



WBSEDCL

West Bengal State Electricity Distribution Company limited

(A Government of West Bengal Enterprise)

Estate Management Department

Vidyut Bhavan (3rd Floor, A-Block), Salt Lake, Kolkata-700091

CIN: U40109WB2007SGC113473

Website: www.wbsedcl.in

Phone: (033)2359-1920

E-mail: ce.emd@wbsedcl.in

Memo No.: CE / EMD / 166 /

Dated:

To,

M/s. Godrej & Boyce Mfg. Co. Ltd.,

Godrej Bhawan, Block-GN, Sector-V,

Salt Lake, Kolkata - 700 091

[Attn: Ashish Hazra, AGM Interio B2B, Saltlake Kolkata]

Sub: Rate Contract for supply and installation of Seating / Desking / storage / healthcare products of your Godrej Interio brand for WBSEDCL Corporate and other offices located all over the West Bengal as Source Standardization.

- Ref: 1) Your EoI vide memo no. GOD/ SG / RC / WBSEDCL / 01 dated 30.07.2024.
2) Your techno-commercial offer vide memo no- GOD/ SG / RC / WBSEDCL / 02 dated 05.08.2024
3) 3) Our MoM dated 04_/09/2024

Dear Sir,

With reference to above, a Rate Contract is hereby awarded for a period of 3 (three) years w.e.f. 01/07/2025 for supply and installation of Seating / Desking / storage / healthcare /OPOS/ Work Station/ Modular furniture /SPU /SDG/ Home furniture / Library solution / Security solution and Storage solution products of your Godrej Interio brand for WBSEDCL Corporate and other offices located all over the West Bengal as Source Standardization with the following terms and conditions. M/s. Godrej & Boyce Mfg. Co. Ltd. will hereinafter be stated as 'GODREJ'.

1. PRICE & DISCOUNT:

- 1.1 GODREJ will provide price list for all intending items under this contract. Discount will be applied over the price.
- 1.2 The following minimum discount shall be applicable on the price list of GODREJ prevailing at the time of placement of order:
- a. A discount of 15% (Fifteen percent) for all products listed at Annexure-I. GODREJ or their authorized dealers shall quote the price with at least 15% discount i.e., rates as per applicable price list of GODREJ minus 15%.

Ashish Hazra
4/11



West Bengal State Electricity Distribution Company Limited

(A Government of West Bengal Enterprise)

Estate Management Department

Vidyut Bhavan (3rd Floor, A-Block), Salt Lake, Kolkata-700091

CIN: U40109WB2007SGC113473

Website: www.wbsecl.in

Phone: (033)2359-1920

E-mail: ce.emd@wbsecl.in

- b. A discount of 23% (Twenty three percent) for products listed at Annexure-II. GODREJ or their authorized dealers shall quote the price with at least 23% discount i.e., rates as per applicable price list minus 23%.
- 1.3 Warranty of one year is associated for each supply & installation of items. GODREJ will maintain serviceability of all the installations by inspecting & servicing by attending service call as required basis.
- 1.4 Godrej will arrange service camp twice a year to all the offices of WBSEDCL. Services at all / remote location through local wholesale dealer / channel partner list of which would be intimated by Godrej.
- 1.5 For the out of warranty period, GODREJ shall attend the repair services call "as and when required" for all the items procured from GODREJ. During repair services if any spare is required, GODREJ shall supply the same at a discount @15% on their rate chart.

2. DURATION OF CONTRACT:

The duration of contract shall be for a period of 3 (three) years w.e.f. 01/07/2025 to 30/06/2028.

3. CONTRACT PERFORMANCE GUARANTEE (CPG):

- 3.1 GODREJ shall provide WBSEDCL a Contract Performance Guarantee (CPG) for an amount of Rs. 1.5 Crore (Rupees One Crore Fifty Lakh only) within 30 days of signing the Rate Contract.
- 3.2 The above CPG shall be initially valid for 1 (one) year, and shall be annually extended/ re-validated by GODREJ before expiry of each year of the contract period, including warranty period of one year for each supplied item. The CPG should also cover a claim period of 90 (ninety) days beyond the validity period.
- 3.3 If the sum of the total order value exceeds Rs. 15 Crore (Rupees Fifteen Crore), GODREJ shall submit an additional BG for an amount equivalent to 10% (Ten percent) of the order value beyond Rs. 15 Crore or enhance the value of CPG already furnished by the said amount.

Amb
25/11



WBSEDCL

West Bengal State Electricity Distribution Company limited

(A Government of West Bengal Enterprise)

Estate Management Department

Vidyut Bhavan (3rd Floor, A-Block), Salt Lake, Kolkata-700091

CIN: U40109WB2007SGC113473

Website: www.wbsedcl.in

Phone: (033)2359-1920

E-mail: ce.emd@wbsedcl.in

3.4 The CPG may be encashed by WBSEDCL in full or part thereof on any of the following grounds:

- a. If the contractor is found to be involved in fraudulent practices.
- b. Non-fulfilment of warranty or any other provisions of the contract.

3.5 On termination of contract due to GODREJ's fault/non-performance of the contract necessitating procurement of goods by WBSEDCL through other agencies, the same shall be accomplished at the risk & cost of GODREJ, and the excess expenditure incurred over and above the cost of terminating portion of the rate contract of GODREJ in procurement of the Furniture items and their subsequent installation with WBSEDCL's overheads as per policy in vogue shall be recovered from the proceeds of the CPG encashment.

3.6 For smooth execution of contract, GODREJ shall submit quarterly MIS report to WBSEDCL indicating the total value of awards placed on them for various procurement in WBSEDCL in West Bengal. GODREJ shall also submit list of regional escalation matrix to address both sales and services related query for early and timely resolution.

4. AUTHORIZATION OF DEALER:

GODREJ shall provide the list of applicable authorized dealers/ channel partners to WBSEDCL. WBSEDCL shall place orders on such authorized dealers/ channel partners and accordingly the execution i.e. supply & installation will be catered through them under supervision of GODREJ. Payment shall be released directly in favour of the authorized dealer/ channel partner of GODREJ on whom the order shall be placed.

GODREJ shall ensure the genuineness of their products supplied by the authorized dealers/ channel partners, by verifying the bills of the supplied items for release of payment to the said authorized dealers/ channel partners. The overall responsibility of executing the contract shall, however, rest with GODREJ. However, it will be WBSEDCL's discretion to get the supply/ installation done directly by GODREJ wherever required if not satisfied by dealer's performance and no plea of GODREJ in this regard shall be entertained.



WBSEDCL

West Bengal State Electricity Distribution Company Limited

(A Government of West Bengal Enterprise)

Estate Management Department

Vidyut Bhavan (3rd Floor, A-Block), Salt Lake, Kolkata-700091

CIN: U40109WB2007SGC113473

Website: www.wbseedcl.in

Phone: (033)2359-1920

E-mail: ce.emd@wbseedcl.in

5. TERMINATION OF RATE CONTRACT:

WBSEDCL reserves the right to terminate the rate contract agreement without assigning any reason thereof with a prior notice period of 2 (two) months during currency of contract.

6. EMD/BID SECURITY:

EMD/ Bid security is not applicable under this Rate Contract.

7. DELIVERY:

WBSEDCL shall issue the delivery schedule in full or in phases of the ordered quantity. Upon intimation from GODREJ or their dealer/ channel partner regarding readiness of the material, WBSEDCL shall issue Dispatch Instruction (DI) after which GODREJ or their dealer/ channel partner shall deliver the material at site, as per delivery date stated therein. After each successful delivery, the authorized dealer/ channel partner shall get the delivery challan signed by the authorized official of WBSEDCL.

Upon issue of delivery challan the supplied items shall again be issued by WBSEDCL to the GODREJ dealer/ channel partner for installation. In case of SITE NOT READY (SNR) situation, WBSEDCL may provide storage space to the GODREJ dealer/ channel partner to keep the supplied items under their safe custody until installed.

8. PAYMENT TERMS:

100% payment of each phase shall be released after supply & installation, within 30 (thirty) days from the date of receipt of invoice, against submission of invoices along with relevant documents.

However, in case of SITE NOT READY (SNR) situation, WBSEDCL may process 90% payment on delivery (on certification of Engineer-in-charge) after a waiting period of 21 days looking into the merit of the case, and balance 10% on final installation and acceptance of material. In such case, GODREJ will complete the installation within 21 days from date of site made ready for installation.

Am 25/1



WBSEDCL

West Bengal State Electricity Distribution Company Limited

(A Government of West Bengal Enterprise)

Estate Management Department

Vidyut Bhavan (3rd Floor, A-Block), Salt Lake, Kolkata-700091

CIN: U40109WB2007SGC113473

Website: www.wbsedcl.in

Phone: (033)2359-1920

E-mail: ce.emd@wbsedcl.in

In case of inordinate delay in readiness of site beyond 90 days of delivery, WBSEDCL Authority will sit separately along with OEM/supplier to look into the matter on case to case basis.

9. DELIVERY PERIOD:

Items shall be delivered to WBSEDCL as per the delivery schedule of each delivery requisition. Gap between date of issue of delivery schedule & date of delivery shall be approx. 6 (six) weeks. However, in case of urgency on some items, the time gap may be reduced to lesser time gap at mutually agreed basis.

10. INSPECTION ON DELIVERY

Replacement of the product will be done by GODREJ on immediate basis against any defect/ damage noticed at the time of inspection during delivery/ installation.

11. GUARANTEE PERIOD/ DEFECT LIABILITY PERIOD:

All GODREJ products procured through this rate contract shall be guaranteed by GODREJ against any manufacturing and functional defect for a defect liability period of 12 (twelve) months from the date of delivery. GODREJ will ensure due replacement / rectifications to the satisfaction of the Engineer in charge of WBSEDCL within the defect liability period without any charges.

12. LIQUIDATED DAMAGES:

In case GODREJ fails to supply any material as per given time schedule of this rate contract or in any particular contract, they shall be liable to pay a sum equivalent to 0.05% (zero point zero five percent) payable thereon of the contract price of undelivered goods/ services as liquidated damages for such default, without prejudice to WBSEDCL's other remedies under the contract, for each day of delay until actual delivery or performance subject to the maximum limit of 10% (ten percent) thereon of the contract price.

Amh
25/1



WBSEDCL

West Bengal State Electricity Distribution Company Limited

(A Government of West Bengal Enterprise)

Estate Management Department

Vidyut Bhavan (3rd Floor, A-Block), Salt Lake, Kolkata-700091

CIN: U40109WB2007SGC113473

Website: www.wbsecl.in

Phone: (033)2359-1920

E-mail: ce.emd@wbsecl.in

13. FORCE MAJEURE CLAUSE:

GODREJ shall not be responsible for any delay, if such delay is due to the act of God, pandemic, revolution, embargo, riots, civil commotion or political disturbances, strikes, lockouts, failure in the supplies for non-availability of adequate quantity of essential raw materials like steel and shall not be liable to claim for any compensation, provided they notify WBSEDCL in writing within 15 (Fifteen) days from such occurrences in each case.

14. TAXES / DUTIES / GST & LEVIES:

GST and other Government levies, if any, shall be as calculated as on the date of delivery. These shall be mentioned separately to ascertain the values applicable on the date of delivery. In the event of downward revision of any taxes/ duties/levies, the same shall be passed on to WBSEDCL.

15. RIGHT TO REVIEW:

WBSEDCL reserve the right to review the rate contract based on feedback / inconvenience faced by offices.

16. EXECUTION OF AGREEMENT:

GODREJ shall enter into a contract agreement with WBSEDCL on non-judicial stamp paper of Rs. 100/- at their cost, in prescribed format of WBSEDCL. Copy of Godrej price offer and this rate contract shall form part of the contract agreement. The contract agreement shall have to be signed by both parties within 30 (thirty) days from the date of rate contract.

17. INDEMNITY BOND

Upon issue of order on GODREJ or their dealer/ channel partner, they shall submit an indemnity bond to WBSEDCL on non-judicial stamp paper of Rs. 100/- at their cost, in prescribed format of WBSEDCL within 7 (seven) days from issue of the order.

Am
25/6



WBSEDCL

West Bengal State Electricity Distribution Company Limited

(A Government of West Bengal Enterprise)

Estate Management Department

Vidyut Bhavan (3rd Floor, A-Block), Salt Lake, Kolkata-700091

CIN: U40109WB2007SGC113473

Website: www.wbsedcl.in

Phone: (033)2359-1920

E-mail: ce.emd@wbsedcl.in

18. CORRESPONDENCES:

All correspondences related to this Rate Contract shall be addressed to the Chief Engineer, Estate Management Department, WBSEDCL, Vidyut Bhavan (3rd Floor A-Block), Salt Lake, Kolkata – 700091. However, all correspondences related to the individual contracts shall be addressed to WBSEDCL's concerned official signing the individual Purchase Order.

Please acknowledge the rate contract & convey your acceptance within 15 days.

Encl:

1. Annexure I & II.
2. Format for PBG.
3. Format for contract agreement.
4. Format for Indemnity Bond.

Sd/-

[Signatory from WBSEDCL side]

S. K. Ambashta

Chief Engineer


Estate Management Department

Memo No.: CE / EMD / 166 / 229

Date: 25.06.2025

Copy to:

1. The Director: Dist. / HR, WBSEDCL. For his kind information.
2. The Addl. Chief Engineer - I / II, EMD.
3. The DGM (HR&A), EMD.
4. The SM (F&A), EMD.
5. Case file / Office Copy.
 - This has ref. to the kind approval of the Board Directors in its 131st Meeting held on 29.05.2025 vide Item No. 43.


25.06.2025

Chief Engineer

Estate Management Department



WBSEDCL

West Bengal State Electricity Distribution Company Limited

(A Government of West Bengal Enterprise)

Estate Management Department

Vidyut Bhavan (3rd Floor, A-Block), Salt Lake, Kolkata-700091

CIN: U40109WB2007SGC113473

Website: www.wbsedcl.in

Phone: (033)2359-1920

E-mail: ce.emd@wbsedcl.in

ANNEXURE-1

Items in Below mentioned category to be Offered, 15% discount

CATEGORY-1: Desking Products: Office Tables, Executive Tables, Premium Suits. Conference Table/meeting Room Tables, Training room table, Reception Table, Classroom Table, Canteen Tables & Other Multipurpose Table.

CATEGORY-2: - Seating Products- Office Chairs, Executive Chairs Premium Executive, Chairs, Workstation Chairs, Waiting Lounge chairs, Auditorium Chairs, Conference Room Chairs, Classroom and training Room Chairs, Multipurpose Chairs, Economy Chairs etc.

CATEGORY-3: - Storage Products- Office Storage System, Storwel Plain, Bookcases, Optimizers, Filling Cabinets (Lateral & Vertical), Book Racks, Nova Pedestals, Sliding Door, Storages, Tambour Door Units, Personal locker units, Periodical display racks etc.

CATEGORY-4: - Home Furniture Range- Dining room furniture, Sofas, Beds and Cots, Mattress, Study & Computer Tables, Centre & Comer Tables, Kitchen Cabinets and related accessories. TV Trolley, Storwel Plain, Wardrobes, slim line, Coffee tables etc.

CATEGORY-5: - (i) Laboratory solution systems: Floor Storage units reagent shelves, Under Structure Tables, Sink and Accessories, Water Faucets, Electrical connections and Strings, Work surface, chemical storage cabinets, Anti Vibration Tables, Ducting Systems, Fume hoods etc.

(ii) **Modular Furniture (OPOS):** As per their standard product range.

CATEGORY-6: -Healthcare Furniture Products- Hospital beds (ICU, CCU, Fowler/Semi Fowler/attendant and ward beds etc.), OT/SS of hospital trolleys, wheelchairs, Lockers, carts, examination tables, accessories etc.

Amis
25/1



WBSEDCL

West Bengal State Electricity Distribution Company Limited

(A Government of West Bengal Enterprise)

Estate Management Department

Vidyut Bhavan (3rd Floor, A-Block), Salt Lake, Kolkata-700091

CIN: U40109WB2007SGC113473

Website: www.wbsedcl.in

Phone: (033)2359-1920

E-mail: ce.emd@wbsedcl.in

ANNEXURE-II

Items in below mentioned category to be offered, 23% discount

DESKING

- 1 Jefferson Main Desk RHS / LHS 2400 X 1104 X 735mm
- 2 Jefferson ERU LHS/RHS 1400 X 580x 690mm
- 3 Jefferson Back Unit 1860 X 580 X 670mm
- 4 Jefferson Tower Unit 1700 X 400 X 1200mm
- 5 Maestro main desk 1800 X 900 X 750
- 6 maestro Mobile Pedestal 400 X 560 X 560
- 7 Maestro Side Return Unit with Pedestal LHS/RHS 1200 X 1050 X 750
- 8 Maestro joining table 1200 X 1050 X 750
- 9 Maestro bookcase 790 X 400 X 2200
- 10 Maestro back unit 1400 X 470x 760
- 11 Topaz table 1200 x 600 1200 X 600 x750
- 12 Topaz table 1350 x 600 1350 X 600 x750
- 13 Topaz table 1650 x 750 1650 X 750 X 750
- 14 Topaz table 1800 x 900 1800 X 900 X 750
- 15 Topaz table 1650 + ERU 1650 X 1650 X 750
- 16 Topaz table 1800+ ERU attached pedestal 1650 X 1950 X 750
- 17 Topaz table 2100+ ERU attached pedestal 1800 X 2100 X 750
- 18 Topaz table 2350+ ERU attached pedestal 2100 X 2250 X 750
- 19 Topaz table 1800+ ERU attached pedestal 2350 X 2390 X 750



WBSEDCL

West Bengal State Electricity Distribution Company Limited

(A Government of West Bengal Enterprise)

Estate Management Department

Vidyut Bhavan (3rd Floor, A-Block), Salt Lake, Kolkata-700091

CIN: U40109WB2007SGC113473

Website: www.wbsedcl.in

Phone: (033)2359-1920

E-mail: ce.emd@wbsedcl.in

- 20 Topaz back unit 1650 x 450 x 750H 1650 x 450 x 750H
- 21 Topaz back unit 1650 x 450 x 1150H 1650 x 500 x 1100H
- 22 Topaz back unit 1650 x 450 x 1800H 1650 x 500 x 1800H
- 23 Topaz back unit 1800 x 450 x 750H 1800 x 450 x 750H
- 24 Topaz back unit 1800 x 500 x 1100H 1800 x 500 x 1100H
- 25 Topaz back unit 1800 x 500 x 1800H 1800 x 500 x 1800H
- 26 Topaz back unit 2350 x 450 x 750H 2350 x 450 x 750H
- 27 Topaz back unit 2350 x 500 x 1100H 2350 x 500 x 1100H
- 28 Topaz back unit 2350 x 500 x 1800H 2350 x 500 x 1800H
- 29 S1070 1665 X 900 X 725
- 30 S 1071 1800 X 900 X 725
- 31 Table T-8 1199X 590 X 750mm
- 32 Table T-9 1365 x 680 x 750mm
- 33 Mingle Conference Laminate Top (Per Person)
- 34 Scholar-Classroom Furniture (Green)1048 X 895 X 750 35
- 35 T-31 Veneer table 1800 x 750 + ERV 900 x 450

SEATING

- 36 Halo Very High Back
- 37 Halo Rev Visitor
- 38 Halo Visitor
- 39 Regency High Back
- 40 Regency Mid Back

Amby
25/16



WBSEDCL

West Bengal State Electricity Distribution Company Limited

(A Government of West Bengal Enterprise)

Estate Management Department

Vidyut Bhavan (3rd Floor, A-Block), Salt Lake, Kolkata-700091

CIN: U40109WB2007SGC113473

Website: www.wbsedcl.in

Phone: (033)2359-1920

E-mail: ce.emd@wbsedcl.in

- 41 Regency Visitor with Armrest
- 43 Regency Visitor without Armrest
- 44 Premium Executive HB - 7001
- 45 Premium Executive MB - 7002
- 46 Premium Executive Visitor- 7003/7004
- 47 E-11 High Back
- 48 E-11 Mid Back
- 49 E-11 Visitor
- 50 Diva Revolving without arms - 7045R
- 51 Diva Revolving with arms - 7045 R
- 52 CH4

STORAGE

- 56 Storwel Plain 1981H x 916W x 486Dmm
- 57 KD Combi Storwel1830 X 900 X 450
- 58 4 Drawer LFC with Metal top 1347.5H x 900W x 450D
- 59 4 Door' Bookcase model case 742H x 914W x 320D
- 60 VSDU 10 with Metal Top (Reference image) 863.5 X 1200 X 450mm
- 61 Optimizer Plus: Avg. per body Rate (915X1980X381) with Rails

Note: Above items in Annexure-II shall be offered discount @23% irrespective of its presence in other price list Category.


25/6



Godrej

8th July 2025

RS/WBSEDCL/RC-EM/01

To
The Chief Engineer,
Estate Management Department, WBSEDCL
Vidyut Bhavan, 3rd floor, A-Block,
Block – DJ, Sector – II, Salt Lake City, Kolkata – 700091

Sub: Escalation Matrix

Ref: Rate Contract for Furniture vide Memo No: CE/EMD/166/229 Dated: 25-06-2025

Dear Sir,

In reference to the rate contract, please note below the escalation matrix for sales & service of Godrej Interio Range of Furniture.

Level	For any kind of Enquiry Related queries	Contact No	Email Id
1	Respective Dealer for the area	As per the list	As per the list
2	Sudipta Ghatak	8282840060	sudiptag@godrej.com
3	Rahul Sarkar	9836142042	rsarkar@godrej.com
4	Asish Hazra	9836451116	ashishh@godrej.com

Level	For any kind of Service-Related issues	Contact No	Email Id
1	Respective Dealer for the area	As per the list	As per the list
2	Debajyoti Mitra	9836088177	dmitra@godrej.com
3	Biswajit Das	9836406337	biswa@godrej.com

In case of any further clarification, please feel free to contact the undersigned.
Assuring you of our best possible services always.



Regd.
Rahul Sarkar
Manager – Sales
Interio – B2B
+91 98361 42042
Email: rsarkar@godrej.com

Godrej Enterprises Group

Godrej & Boyce Manufacturing Company Limited
Block GN, Plot 30, Sector V, Salt Lake City, Kolkata – 700 091, West Bengal, India | Tel: +91-33-6601 3500

Regd. Office: Pirojshanagar, Vikhroli, Mumbai – 400 079, Maharashtra, India | Tel: +91-22-6796 1700/1800
www.godrejenterprises.com | CIN: U28993MH1932PLC001828

Am
9.7



5th July, 2025
RS/WBSEDCL/RC-EM/01

To,
The Chief Engineer,
Estate Management Dept., WBSEDCL,
Vidyut Bhawan, 3rd Floor, A-Block,
Salt Lake, Sector-II, DJ Block, Kolkata
West Bengal, India- 700 091

Sub: District wise Godrej Authorized Dealer Name with Contact Details

Ref. Rate Contract for Furniture vide Memo No.: CE/EMD/166/229 dated: 25-06-2025

Dear Sir,

In reference to the above-mentioned rate contract, we are hereby sharing the Godrej Authorized Dealer Name for each district of West Bengal.

Sl. No.	District Name	Name of Godrej Authorized Dealer	Dealer Contact Person Name	Contact Number	E-mail ID
1	Kolkata	Design-M	S.K. Chakraborty	8334959933	godrejdm@gmail.com
2	South 24 Pgs.	Design-M	S.K. Chakraborty	8334959933	godrejdm@gmail.com
3	North 24 Pgs.	Design-M	S.K. Chakraborty	8334959933	godrejdm@gmail.com
4	Howrah	Sandipan	Sandipan Das	7278397954	sandipan_godrej@rediffmail.com
5	Hooghly	Design-M	S.K. Chakraborty	8334959933	godrejdm@gmail.com
6	Nadia	Kolkata Interiors Private Limited (KIPL)	Peeyush Garodia	9830729611	pg@kolkatainteriors.in b2bwb@kolkatainteriors.in
7	Purba Bardhaman	Agriculture Machinery Mart (AMM)	Nabin Kejriwal	9830912099	ammkol@gmail.com
8	Paschim Bardhaman	Vyas & Co.	Hiren Vyas	9734756139	vyasco@yahoo.co.in
9	Bankura	Jyoti Commercial Corporation	Krishnendu Dutta	9851540135	iyoti.purulia@gmail.com
10	Purulia	Jyoti Commercial Corporation	Krishnendu Dutta	9851540135	iyoti.purulia@gmail.com
11	Birbhum	Design-M	S.K. Chakraborty	8334959933	godrejdm@gmail.com
12	Murshidabad	Eastman	Bapi Banik	9432204926	godrejeastman@gmail.com
13	Purba Midnapore	Sandipan	Sandipan Das	7278397954	sandipan_godrej@rediffmail.com
14	Paschim Midnapore	Girnar	Nidhi Jain	9332375608	girnarnidhi@gmail.com
15	Jhargram	Nataraj Enterprise	Jiban Krishna Ghosh	9434016961	natarajent08@gmail.com
16	Malda	Bilash Enterprise	Abhijit Chowdhury	9734100868	bilashenterprise@gmail.com
17	Dakshin Dinajpur	Bilash Enterprise	Abhijit Chowdhury	9734100868	bilashenterprise@gmail.com
18	Uttar Dinajpur	Bilash Enterprise	Abhijit Chowdhury	9734100868	bilashenterprise@gmail.com
19	Coochbehar	Jainco Traders	Nishant Jain	9733399000	jaincotraders@hotmail.com
20	Alipurduar	Amitava Metal Stores	Soumik Roy	9593800963	soumik.ams@gmail.com
21	Jalpaiguri	MB Traders	Naresh Kumar Gria	9434046764	mbtraders4@yahoo.com
22	Kalimpong	MB Traders	Naresh Kumar Gria	9434046764	mbtraders4@yahoo.com
23	Darjeeling	MB Traders	Naresh Kumar Gria	9434046764	mbtraders4@yahoo.com

Godrej Enterprises Group

Godrej & Boyce Manufacturing Company Limited
Block GN, Plot 30, Sector V, Salt Lake City, Kolkata - 700 091, West Bengal, India | Tel: +91-33-66013500

Regd. Office: Pirojshanagar, Vikhroli, Mumbai - 400 079, Maharashtra, India | Tel: +91-22-67961700/1800
www.godrejenterprises.com | CIN: U28993MH1932PLC001828



BEDROOM FURNITURE			
HSN CODE	LN Code	LN Description	Unit Consumer Basic
METAL BEDROOM FURNITURE			
FIONA			
94032090	56101515SD00018	Fiona Mod. King Bed Black	26,022
94032090	56101515SD00019	Fiona Mod. Queen Bed Black	23,244
94032090	56101515SD00020	Fiona Mod. Single Bed Black	17,050
94032090	56101719SD00043	New fiona Bedside Tbl Black	6,925
94032090	56101539SD00010	Single FIONA undstrg Blk Metal	15,444
MORPHEUS			
94032090	56101515SD00023	Morpheus King Bed SWRed	30,610
94032090	56101515SD00024	Morpheus Queen Bed SWRed	28,048
SOLIDWOOD BEDROOM FURNITURE			
LEAN BED			
94036000	56101515SD00630	Lean King Bed Acacia	23,110
94036000	56101515SD00631	Lean Queen Bed Acacia	22,174
94036000	56101719SD00162	Lean Bedside Table Nat Brown	6,559
ZANZA BED			
94036000	56101515SD00628	Zanza King Bed Natural	33,593
94036000	56101515SD00629	Zanza Queen Bed Natural	32,250
94036000	56101719SD00161	Zanza Bedside Table Nat Brown	6,559
SKETCH BED			
94036000	56101515SD00617	Sketch King Bed Black	35,302
94036000	56101515SD00618	Sketch Queen Bed Black	30,508
94036000	56101719SD00157	Sketch Bedside Tbl Black	6,552
HONEYCOMB BED			
94036000	56101515SD00619	Honeycomb King Bed Dark Waln	57,600
94036000	56101515SD00620	Honeycomb Queen Bed Dark Waln	52,501
94036000	56101719SD00158	Honeycomb Bdside Tbl Dark Waln	6,552
ORBIC BED			
94036000	56101515SD00680	Orbic King Bed Acacia	63,157
94036000	56101515SD00681	Orbic Queen Bed Acacia	60,470
94036000	56101719SD00177	Orbic Bedside Table Acacia	8,008
CRISS CROSS BED			
94036000	56101515SD00621	CrissCross King Bed D.Brwn	68,936
94036000	56101515SD00622	CrissCross Queen Bed D.Brwn	66,114
94036000	56101719SD00159	Crisscross Bdside Tbl Natural	7,928
GRANDE ADV.			
94036000	56101515SD00615	Grande Adv King Bed D.Brwn	92,444
94036000	56101719SD00156	Grande Adv Bedside Tbl D.Brwn	10,092
TETRIS BED			
94036000	56101515SD00679	Tetris King Bed Natural	93,191
94036000	56101515SD00678	Tetris Queen Bed Natural	90,483
94036000	56101719SD00178	Tetris Bedside Table Natural	8,669
UTOPIA BED SET			
94036000	56101515SD00323	Utopia King Bed Natural Brown	99,990
94036000	56101515SD00324	Utopia Queen Bed Natural Brown	84,435
94036000	56101719SD00089	Utopia Bedside table Nat Brown	10,092
94036000	56101537SD00073	Utopia Dresser Natural Brown	23,222

GOLDUST V2			
94036000	56101515SD00826	Goldust V2 King Bed	93,596
94036000	56101719SD00179	Goldust V2 Bedside Table Universal	14,613
94036000	56101537SD00109	Goldust V2 Dresser	33,154
RIGA WARDROBES (Common for Solidwood Beds)			
94036000	56101509SD00694	Riga 3.0 2Dr Wardrobe F.Wlnt	58,313
94036000	56101509SD00695	Riga 3.0 3Dr Wardrobe F.Wlnt	71,009
WALTZ BED SET			
94035090	56101515SD00535	Waltz King Bed Antiq Walnut	59,314
94035090	56101515SD00536	Waltz Queen Bed Antiq Walnut	57,500
94035090	56101719SD00135	Waltz Bdsd Table Antiq Walnut	14,990
ENGINEERED WOOD BEDROOM FURNITURE			
ALPHA BED			
94036000	56101515SD00623	Alpha King Bed Walnut	28,203
94036000	56101515SD00624	Alpha Queen Bed Walnut	26,695
DAWN BED			
94036000	56101515SD00632	Dawn King Bed Walnut	29,470
94036000	56101515SD00625	Dawn Queen Bed Walnut	27,771
ZION BED			
94036000	56101515SD00783	Zion Adv Kn Bed Walnut	31,712
94036000	56101515SD00739	Zion Adv Qn Bed Walnut	28,919
DIANA BED			
94036000	56101515SD00881	Diana Nx RHt Kn Bed Walnut	35,102
94036000	56101515SD00741	Diana Adv Qn Bed Walnut	30,864
ALINA BED SET			
94036000	56101515SD00663	Alina King Bed Walnut	35,403
94036000	56101515SD00664	Alina Queen Bed Walnut	34,801
94036000	56101515SD00877	Alina Nx Regular Height King Bed Walnut	36,602
94036000	56101515SD00878	Alina Nx Regular Height Queen Bed Walnut	35,500
94036000	56101719SD00173	Alina Bedside Table Walnut	3,419
94036000	56101509SD00636	Alina 800W 2Dr Wardrobe Wlnut	15,275
94036000	56101509SD00637	Alina 1200W 3D Wardrobe Wlnut	23,890
94036000	56101509SD00638	Alina 1600W 4D Wardrobe Wlnut	28,864
AMARA BED			
94036000	56101515SD00665	Amara King Bed Brn	31,801
94036000	56101515SD00666	Amara Queen Bed Brn	29,949
94036000	56101719SD00174	Amara Bedside Table Brown	3,419
DOZE NX Regular Height Bed			
94036000	56101515SD00879	Doze Nx Regular Height King Bed Walnut	44,602
94036000	56101515SD00880	Doze Nx Regular Height Queen Bed Walnut	40,398
VALUE SERIES BEDS			
ELYS BED			
94035090	56101515SD00655	Elys King Bed Brn	26,936
94035090	56101515SD00656	Elys Queen Bed Brn	25,881
CONFLUX BED			
94035090	56101515SD00661	Conflux King Bed Brn	27,326
94035090	56101515SD00662	Conflux Queen Bed Brn	26,301
CHIME BED			




94035090	56101515SD00659	Chime King Bed Sonoma Oak	28,398
94035090	56101515SD00660	Chime Queen Bed Sonoma Oak	26,288
STUD BED			
94035090	56101515SD00657	Stud King Bed Sonoma Oak	29,080
94035090	56101515SD00658	Stud Queen Bed Sonoma Oak	26,411
GENESYS SERIES			
ALLURA			
94035090	56101515SD00667	Allura V2 King Bed Dark Waln	25,230
94035090	56101515SD00668	Allura V2 Queen Bed Dark Waln	23,182
94035090	56101509SD00626	Allura V2 3Dr WRobe D.Walnut	29,399
ASTRA			
94035090	56101515SD00669	Astra V2 King Bed Colarn	32,414
94035090	56101515SD00670	Astra V2 Queen Bed Colarn	30,334
94035090	56101509SD00633	Astra V2 3Dr Wardrobe Cola	29,688
ARCADIA			
94035090	56101515SD00671	Arcadia V2 King Bed Colarn	28,900
94035090	56101515SD00672	Arcadia V2 Queen Bed Colarn	27,301
CASABLANCA			
94035090	56101515SD00673	Casablanca V2 King Bed Dark	33,274
94035090	56101509SD00627	Casablanca V2 3Dr WRB+Mirror	31,806
EDEN			
94035090	56101515SD00674	Eden V2 King Bed Dark Waln	38,185
94035090	56101515SD00675	Eden V2 Queen Bed Dark Waln	34,987
GENESYS (Common SKUs)			
94035090	56101509SD00628	Genesys V2 2Dr Wrdrob D.Walnut	21,605
94035090	56101509SD00629	Genesys V2 2Dr Wrdrobe Cola	21,605
94035090	56101509SD00630	Genesys V2 2Dr WRB+Mirror	23,227
94035090	56101509SD00631	Genesys V2 2Dr WRB+Mirror Cola	22,687
94035090	56101509SD00625	Genesys V2 3Dr WRB+Mirror	32,414
94035090	56101509SD00632	Genesys V2 3Dr WRB+Mirror Cola	31,333
94035090	56101537SD00107	Genesys V2 PrmDrsr Dark Walnut	8,553
94035090	56101537SD00108	Genesys V2 Prm Drsr Colrn	8,553
94035090	56101719SD00175	Genesys V2 Pr. BSTbl Dark Waln	5,192
94035090	56101719SD00176	Genesys V2 Pr. BSTbl Colarain	5,192
MAINSTREAM			
ADRIA			
94035090	56101515SD00061	Adria Single Bed Imperial Oak	22,029
94035090	56101515SD00062	Adria King Bed Imperial Oak	31,807
94035090	56101515SD00063	Adria Queen Bed Imperial Oak	25,197
94035090	56101719SD00028	Adria Bedside Tbl Imp Oak	7,021
94035090	56101539SD00013	Single ADRIA Und strg Imperial	10,332
94035090	56101509SD00218	Adria 2Dr WRDRB Imp Oak	32,870
94035090	56101537SD00064	Adria Dresser Imp Oak	13,644
ADRIANA (Walnut)			
94035090	56101509SD00134	Adriana 2Dr Wrdrb Wal	33,075
94035090	56101509SD00132	Adriana 2Dr Wrdrb + Mirror Wal	35,000
94035090	56101515SD00047	Adriana Mod. Queen Bed Walnut	30,898
94035090	56101515SD00048	Adriana Single Bed Walnut	24,202
94035090	56101719SD00053	Adriana Bedside Tbl Walnut	5,561
94035090	56101537SD00011	Adriana Drsr Walnut	13,726
94035090	56101539SD00011	Single ADRIANA undstrg Wal	9,898

AERO (Original Valigny Oak/Champagne Cream)			
94035090	56101515SD00220	Aero King bed Valigny Oak	97,336
94035090	56101515SD00221	Aero Queen bed Valigny Oak	90,900
94035090	56101537SD00067	Aero Dresser with stool Valigny Oak	48,164
94035090	56101515SD00298	Aero bedside table Valigny Oak	8,252
94035090	56101501SD00017	Aero Multifunctional Stand Valigny Oak	4,074
Aero (Graphite Grey)			
94035090	56101719SD00103	Aero Bedside Table Graphite Grey	7,340
PAVO BEDROOM SET			
94035090	56101515SD00575	Pavo King Bed Frosting Cream	70,000
94035090	56101515SD00576	Pavo Queen Bed Frosting Cream	66,000
94035090	56101719SD00147	Pavo Bdsd Table Frosting Cream	8,800
94035090	56101537SD00102	Pavo Drsr+Stool Frosting Cream	42,350
94035090	56101597SD00076	Pavo Workdesk Frosting Cream	16,090
94035090	56101516SD00029	Pavo Chest DW Frosting Cream	27,724
RAY (Original Dark Brown)			
94035090	56101515SD00326	Ray King Bed Dark Brown	1,10,276
94035090	56101719SD00090	Ray Bedside Table Dark Brown	11,211
RAY (Swiss White)			
94035090	56101515SD00424	Ray King Bed Swiss White	1,10,276
94035090	56101515SD00425	Ray Queen Bed Swiss White	97,856
94035090	56101719SD00106	Ray Bedside Table Swiss White	11,211
APEX			
94035090	56101515SD00565	Apex V2 King Bed Colarn	33,886
94035090	56101515SD00566	Apex V2 Queen Bed Colarn	30,891
94035090	56101509SD00483	Apex V2 3Dr Wardrobe Colarain	29,908
94035090	56101719SD00111	Apex Bedside Table Colarain	6,785
94035090	56101537SD00081	Apex Dresser Colarain	11,627
GROVE			
94035090	56101515SD00563	Grove V2 King Bed Brn	38,507
94035090	56101515SD00564	Grove V2 Queen Bed Brn	35,103
94035090	56101719SD00110	Grove Bedside Table Brown	7,710
94035090	56101537SD00080	Grove Dresser Brown	13,341
94035090	56101509SD00384	Grove 2Dr Wardrobe Brown	22,654
CHOCOLATE			
94035090	56101597SD00080	Chocolate V3 Study Tbl Cin	18,313
94035090	56101516SD00033	Chocolate V3 Chest DW Cin	24,787
SINGLE BEDS			
94032090	56101515SD00122	ESCA STD 2ARH SLT Single Bed	12,609
94032090	56101515SD00364	OPAL Pro Single Bed Black	16,329
94035090	56101515SD00169	Pearl Single Bed Cola Rain	26,136
DIWAN			
94035090	56101515SD00537	Diwan V2 Single Bed Walnut	21,117
FLOYD BED SET (Valigny Oak)			
94035090	56101515SD00538	Floyd V2 Single Bed Valoak	21,413
94035090	56101597SD00023	Floyd Study Tbl Val Oak	10,795
EQ. BED SET			
94032090	56101597SD00036	EQ Economic Study table	11,013
94032090	56101539SD00002	EQ bed Mosquito net rod	2,195
94032090	56101515SD00123	EQ bed with ply arrangement with headboard	12,480
94032090	56101539SD00003	EQ metal sheet basket	5,040

94032090	56101515SD00124	EQ bed with metal sheet with headboard	20,799
94032090	56101515SD00125	EQ bed with slatted mattress base with headboard	15,411
94032090	56101539SD00006	EQ bed with slatted mattress base without headboard	11,508
KALISTA WARDROBE			
KALISTA 3 DOOR WARDROBE BODY			
94035090	56101509SD00582	Kalista V2 3Dr Body Dw Brown	35,010
94035090	56101509SD00579	Kalista V2 3Dr Body Dw Cinn	35,010
94035090	56101509SD00580	Kalista V2 3Dr Body Dw S.Oak	35,010
KALISTA 3 DOOR WARDROBE WITH MEMBRANE DOORS (V3 ITEM CODES HAVE NEW HANDLE DESIGN)			
94035090	56101509SD00594	Kalista V2 3Dr Door Zurina	11,875
94035090	56101509SD00664	Kalista V3 3Dr WDB Dor Zurina	11,875
94035090	56101509SD00662	Kalista V3 3Dr WD S.Oak Eudora	10,260
94035090	56101509SD00663	Kalista V3 3Dr WD Cinn Eudora	10,260
94035090	56101509SD00661	Kalista V3 3Dr WDB Dor Squadro	10,260
94035090	56101509SD00660	Kalista V3 3Dr WDB Dor Choclat	10,260
KALISTA 3 DOOR WARDROBE WITH PU DOORS (V3 ITEM CODES HAVE NEW HANDLE DESIGN)			
94035090	56101509SD00659	Kalista V3 3Dr WDB Dor Brwn	25,080
94035090	56101509SD00657	Kalista V3 3Dr WDB Dor SwisWh	25,080
94035090	56101509SD00656	Kalista V3 3Dr WDB Dor Ray Br	25,080
94035090	56101509SD00653	Kalista V3 3Dr WDB Dor GunMet	25,080
94035090	56101509SD00658	Kalista V3 3Dr WDB Dor Cream	25,080
94035090	56101509SD00655	Kalista V3 3Dr WDB Dor Beige	25,080
94035090	56101509SD00654	Kalista V3 3Dr WDB Dor AshGry	25,080
KALISTA 2 DOOR WARDROBE BODY			
94035090	56101509SD00489	Kalista V2 2D WDB BDY DW Brown	27,250
94035090	56101509SD00416	Kalista V2 2Dr WDB BDY DW Cinn	27,250
94035090	56101509SD00493	Kalista V2 2D WDB BDY DW S.Oak	27,250
94035090	56101509SD00409	Kalista V2 2Dr WDB BDY PL Cola	21,506
94035090	56101509SD00492	Kalista V2 2D WDB BDY PL S.Oak	21,506
94035090	56101509SD00415	Kalista V2 2Dr WDB BDY PL Cinn	20,880
94035090	56101509SD00488	Kalista V2 2D WDB BDY PL Brown	20,610
KALISTA 2 DOOR WARDROBE WITH MEMBRANE DOORS (V3 ITEM CODES HAVE NEW HANDLE DESIGN)			
94035090	56101509SD00700	Kalista V3 2Dr WD Cinn Eudora	10,394
94035090	56101509SD00699	Kalista V3 2Dr WD S.Oak Eudora	10,394
94035090	56101509SD00669	Kalista V3 2Dr WDB Dor Squadro	8,753
94035090	56101509SD00666	Kalista V3 2Dr Dor Choc Cinn	8,753
94035090	56101509SD00665	Kalista V3 2Dr WDB Dor Zurina	8,000
KALISTA 2 DOOR WARDROBE WITH PU DOORS (V3 ITEM CODES HAVE NEW HANDLE DESIGN)			
94035090	56101509SD00640	Kalista V3 2Dr WDB Dor D.Brwn	11,581
94035090	56101509SD00650	Kalista V3 2Dr WDB Dor SwisWh	11,581
94035090	56101509SD00514	Kalista V2 2D WDB Dor Ray Br	11,581
94035090	56101509SD00648	Kalista V3 2Dr WDB Dor Ray Br	11,581
94035090	56101509SD00642	Kalista V3 2Dr WDB Dor GunMet	11,581
94035090	56101509SD00670	Kalista V3 2Dr WDB Dor Cream	11,581
94035090	56101509SD00646	Kalista V3 2Dr WDB Dor Beige	11,581
94035090	56101509SD00644	Kalista V3 2Dr WDB Dor AshGry	11,581
KALISTA 1 DOOR WARDROBE BODY			
94035090	56101509SD00417	Kalista V2 1Dr WDB BDY PL Cinn	15,123
KALISTA 1 DOOR WARDROBE DOORS			
94035090	56101509SD00506	Kalista V2 1D WDB Dor GunMet	5,938
94035090	56101509SD00512	Kalista V2 1D WDB Dor Beige	5,938
94035090	56101509SD00160	Kalista 1Dr WRDB DOOR G.GREY	5,793
94035090	56101509SD00398	Kalista V2 1Dr WDB DOR Squadro	4,322

Sudipta Ghosh



KALISTA 2 DOOR WARDROBE OHU BODY & DOOR			
OHU BODY			
94035090	56101509SD00291	Kalista 2Dr OHU BODY Brown	7,738
94035090	56101509SD00153	Kalista 2-Doors OHU Body Sonoma Oak	7,738
94035090	56101509SD00413	Kalista V2 2Dr OHU BODY Cola	7,664
94035090	56101509SD00419	Kalista V2 2Dr OHU BODY Cinn	7,513
OHU DOOR			
94035090	56101509SD00284	Kalista 2Dr OHU DOORS Cream	4,994
94035090	56101509SD00268	Kalista 2Dr OHU DOORS Ray	4,756
94035090	56101509SD00375	Kalista 2-Doors OHU Doors Swiss White	4,756
94035090	56101509SD00322	Kalista 2Dr OHU DOORS Dark Brown	4,756
94035090	56101509SD00327	Kalista 2Dr OHU DOORS GunMetal Grey	4,756
94035090	56101509SD00429	Kalista 2Dr OHU DOORS Ash Grey	4,756
94035090	56101509SD00423	Kalista 2Dr OHU DOORS Beige	4,756
94035090	56101509SD00405	Kalista V2 2Dr OHU Door Colarn	3,380
94035090	56101509SD00399	Kalista V2 2Dr OHU DOORS Cinn	3,314
KALISTA 1 DOOR WARDROBE OHU BODY & DOOR			
OHU BODY			
94035090	56101509SD00290	Kalista 1Dr OHU BODY Brown	5,501
94035090	56101509SD00412	Kalista V2 1Dr OHU BODY Cola	5,448
94035090	56101509SD00418	Kalista V2 1Dr OHU BODY Cinn	5,341
OHU DOOR			
94035090	56101509SD00368	Kalista 1-Doors OHU Door Swiss White	2,464
94035090	56101509SD00323	Kalista 1Dr OHU DOOR Dark Brown	2,464
94035090	56101509SD00406	Kalista V2 1Dr OHU Door Colarn	1,797
94035090	56101509SD00400	Kalista V2 1Dr OHU DOOR Cinn	1,762
KALISTA DRESSER			
DRESSER BODY			
94035090	56101509SD00491	Kalista V2 450W DRS Body Brown	22,528
94035090	56101509SD00495	Kalista V2 450W DRS Body S.Oak	22,528
94035090	56101509SD00414	Kalista V2 450W DRSR BODY Cola	22,309
94035090	56101509SD00420	Kalista V2 450W DRSR BODY Cinn	21,872
DRAWER FRONT			
94035090	56101509SD00704	Kalista V3 450W DWR FR Choc	3,605
94035090	56101509SD00498	Kalista V2 450W DWR FR Cream	3,554
94035090	56101509SD00697	Kalista V3 450W DWR FR Beige	3,554
94035090	56101509SD00689	Kalista V3 450W DWR FR Cream	3,554
94035090	56101509SD00690	Kalista V3 450W DWR FR SwisWh	3,554
94035090	56101509SD00691	Kalista V3 450W DWR FR D.Brwn	3,554
94035090	56101509SD00693	Kalista V3 450W DWR FR Ray Br	3,554
94035090	56101509SD00401	Kalista V2 450W DWR FR Squadro	3,535
94035090	56101509SD00698	Kalista V3 450W DWR FR Squadro	3,535
94035090	56101509SD00692	Kalista V3 450W DWR FR GunMet	3,554
94035090	56101509SD00696	Kalista V3 450W DWR FR AshGry	3,554
DRESSER TOP PANEL			
94035090	56101509SD00383	Kalista 450W Dresser Top Panel Swiss White (New)	1,097
94035090	56101509SD00408	Kalista V2 450W DRS PNL Colarn	1,097
94035090	56101509SD00337	KALISTA 450W Dresser Top Panel Cream	1,097
94035090	56101509SD00338	KALISTA 450W Dresser Top Panel D.Brwn	1,097
94035090	56101509SD00339	Kalista 450W DRSR Panel GunMet	1,097
94035090	56101509SD00432	KALISTA 450W Dreser Top Panel Ash Grey	1,097
94035090	56101509SD00426	KALISTA 450W Dreser Top Panel Beige	1,097
SQUADRO (Cinnamon)			

94035090	56101597SD00015	Squadro Plus Study Tbl Cinamon	19,780
94035090	56101516SD00018	Squadro Plus Chst of Dwr Camel	27,771
94035090	56101509SD00076	Squadro 2Dr Ohu Cinamon	10,634
MINIATURES			
94035090	56101509SD00356	Kalista Miniature Gloss Cream	563
94035090	56101509SD00358	Kalista Miniature Gloss Ray	563
94035090	56101509SD00359	Kalista Miniature Gloss Dark Brown	563
94035090	56101509SD00360	Kalista Miniature Gloss Imperial Blue	563
94035090	56101509SD00361	Kalista Miniature Gloss Gun Metal Grey	563
94035090	56101509SD00433	KALISTA Miniature Beige	563
94035090	56101509SD00434	KALISTA Miniature Ash Grey	563
WALDORF WARDROBE			
WALDORF BODY - 1600W			
94035090	56101509SD00540	Waldorf 1600W SL WD Bdy Brown	49,400
94035090	56101509SD00544	Waldorf 1600W SL WD Bdy Cinn	49,400
94035090	56101509SD00688	Waldorf 1600W SL WD Bdy S.Oak	49,400
WALDORF DOOR - 1600W PLT			
94035090	56101509SD00545	Waldorf 1600W SL WD Dor Colarn	9,800
94035090	56101509SD00554	Waldorf 1600W SL WD Dor Cinn	9,800
94035090	56101509SD00559	Waldorf 1600W SL WD Dor Brown	9,800
94035090	56101509SD00674	Waldorf 1600W SL WD Dor S. Oak	9,800
WALDORF DOOR - 1600W FOIL			
94035090	56101509SD00675	Waldorf 1600W SL WD Dor DmyGry	14,820
94035090	56101509SD00676	Waldorf 1600W SL WD Dor N Crm	14,820
94035090	56101509SD00677	Waldorf 1600W SL WD Dor Cream	14,820
WALDORF BODY - 1970W			
94035090	56101509SD00538	Waldorf 1970H SL WD Bdy Cola	81,000
94035090	56101509SD00541	Waldorf 1970H SL WD Bdy Brown	81,000
94035090	56101509SD00574	Waldorf 1970H SL W Bdy S.Oak	81,000
94035090	56101509SD00576	Waldorf 1970H SL W Bdy Cinn	81,000
94035090	56101509SD00578	Waldorf 1970H SL WD Bdy V.Oak	81,000
WALDORF FOIL DOOR - 1970W			
94035090	56101509SD00555	Waldorf 1970H SL W Dor Pavo	24,600
94035090	56101509SD00557	Waldorf 1970H SL W Dor Squadro	24,500
94035090	56101509SD00546	Waldorf 1970H SL W Dor Choclat	23,556
94035090	56101509SD00685	Waldorf 1970H Eudora Dor Cinn	23,556
94035090	56101509SD00684	Waldorf 1970H Eudora Dor S.Oak	23,556
94035090	56101509SD00680	Waldorf 1970H SL WD Dor Cream	20,040
94035090	56101509SD00678	Waldorf 1970H SL WD Dor DmyGry	20,040
94035090	56101509SD00679	Waldorf 1970H SL WD Dor N Crm	20,040
WALDORF PU DOOR - 1970W			
94035090	56101509SD00548	Waldorf 1970H SL WD Dor Aero	31,000
94035090	56101509SD00552	Waldorf 1970H SL WD Dor SwisWh	31,000
94035090	56101509SD00560	Waldorf 1970H SL WD Dor D.Brwn	31,000
94035090	56101509SD00562	Waldorf 1970H SL WD Dor Cream	31,000
94035090	56101509SD00564	Waldorf 1970H SL WD Dor Ray Br	31,000
94035090	56101509SD00570	Waldorf 1970H SL WD Dor GunMet	31,000
94035090	56101509SD00572	Waldorf 1970H SL WD Dor AshGry	31,000
94035090	56101509SD00672	Waldorf 1970H SL WD Dor Beige	31,000
WALDORF BODY - 2400W			
94035090	56101509SD00542	Waldorf 2400H SL WD Bdy Brown	91,000
94035090	56101509SD00543	Waldorf 2400H SL WD Bdy V.Oak	91,000
94035090	56101509SD00575	Waldorf 2400H SL W Bdy S.Oak	91,000
94035090	56101509SD00577	Waldorf 2400H SL W Bdy Cinn	91,000

WALDORF FOIL DOOR - 2400W			
94035090	56101509SD00558	Waldorf 2400H SL W Dor Squadro	31,000
94035090	56101509SD00556	Waldorf 2400H SL W Dor Pavo	30,500
94035090	56101509SD00547	Waldorf 2400H SL W Dor Choclat	30,416
94035090	56101509SD00687	Waldorf 2400H Eudora Dor Cinn	30,416
94035090	56101509SD00686	Waldorf 2400H Eudora Dor S.Oak	30,416
94035090	56101509SD00683	Waldorf 2400H SL WD Dor Cream	27,115
94035090	56101509SD00681	Waldorf 2400H SL WD Dor DmyGry	27,115
94035090	56101509SD00682	Waldorf 2400H SL WD Dor N Crm	27,115
WALDORF PU DOOR - 2400W			
94035090	56101509SD00549	Waldorf 2400H SL WD Dor Aero	38,000
94035090	56101509SD00553	Waldorf 2400H SL WD Dor SwisWh	38,000
94035090	56101509SD00561	Waldorf 2400H SL WD Dor D.Brwn	38,000
94035090	56101509SD00563	Waldorf 2400H SL WD Dor Cream	38,000
94035090	56101509SD00565	Waldorf 2400H SL WD Dor Ray Br	38,000
94035090	56101509SD00571	Waldorf 2400H SL WD Dor GunMet	38,000
94035090	56101509SD00573	Waldorf 2400H SL WD Dor AshGry	38,000
94035090	56101509SD00673	Waldorf 2400H SL WD Dor Beige	38,000
ABUNDANCE SERIES			
NO STORAGE BED BASE			
94035090	56101515SD00448	Morf King No Storage Brown	22,532
94035090	56101515SD00451	Morf Queen No Storage Brown	21,357
94035090	56101515SD00453	Morf Queen No Storage Cinnamon	21,357
HEADBOARDS			
WHITE CHOCOLATE			
94035090	56101515SD00648	Wht Chocolate King Hbrd White	10,700
94035090	56101515SD00635	Wht Chocolate Queen Hbrd White	9,800
GLORY			
94035090	56101515SD00653	Glory CinnPLT Queen Hbrd C Brn	30,200
TAPESTRY (Headboard)			
94035090	56101515SD00480	Tapestry Queen Headboard Grey Marble (for Linewood Bedstead)	5,600
MORF BEDSIDE TABLE			
94035090	56101719SD00120	Morf Bedside Table Ash Grey	8,874
94035090	56101719SD00131	Morf Bdsd Tbl GunMet-Linewood	6,443
94035090	56101719SD00130	Morf Bdsd Tbl D.Brwn-Linewood	6,443
ALTER BEDSIDE TABLE			
94035090	56101719SD00170	Alter BrwnPLT BdsdeTblIPU Ash	9,500
94035090	56101719SD00169	Alter BrwnPLT BdsdeTblIPU Beige	9,500
94035090	56101719SD00167	Alter BrwnPLT BSideTbl Cream	9,200
94035090	56101719SD00165	Alter BrwnPLT BSideTbl White	9,200
94035090	56101719SD00171	Alter CinnPLT BdsdeTblIPU Ash	9,500
94035090	56101719SD00168	Alter CinnPLT BdsdeTblIPU Beige	9,500
94035090	56101719SD00166	Alter CinnPLT BSideTbl Cream	9,200
94035090	56101719SD00164	Alter CinnPLT BSideTbl White	9,200
WEE SERIES			
WEE (Bed Bases)			
BOX			
94035090	56101515SD00607	Wee Queen Box Strg Brn	31,200
94035090	56101515SD00608	Wee Queen Box Strg Cin	31,200
FULL HYDRAULIC			
94035090	56101515SD00604	Wee Queen Hydr Stg Cin	47,000



BEDSIDE TABLE			
94035090	56101719SD00152	Wee Cinn PLT Bdside Tbl Cream	8,500
94035090	56101719SD00154	Wee Cinn PLT BdsideTbl Dmy Gry	8,500
94035090	56101719SD00155	Wee Brwn PLT BdsideTbl Dmy Gry	8,500
DRESSER			
94035090	56101537SD00103	Wee Cinn PLT Dresser Cream	13,400
WALDORF DOORS FOR WEE SERIES			
94035090	56101509SD00603	Waldorf 1600W Leef SL WD Do	16,500
94035090	56101509SD00604	Waldorf 1970H Flwr SL WD Do	24,000
94035090	56101509SD00605	Waldorf 1970H Leef SL WD Do	24,000
94035090	56101509SD00606	Waldorf 2400H Flwr SL WD Do	30,300
94035090	56101509SD00607	Waldorf 2400H Leef SL WD Do	30,300
The body for the above Waldorf Doors (of Wee series) are common and same as that mentioned under 'Waldorf Wardrobe'			
MEADOW BED WITH ELEMENT WARDROBE			
MEADOW BED			
94035090	56101515SD00320	Meadow King Bed White	1,14,254
94035090	56101515SD00321	Meadow Bedside Table Lh White	26,992
94035090	56101515SD00322	Meadow Bedside Table Rh White	26,992
ELEMENT WARDROBE			
94035090	56101509SD00260	Element Gen Conf1 2Dr Wht-Grey	1,24,627
94035090	56101509SD00261	Element Gen Conf2 2Dr Wht-Grey	1,24,627
94035090	56101509SD00263	Element Dresser 2Dr Wht-Grey	83,754
COMMON BEDSIDE TABLES			
94036000	56101719SD00140	Meld Bedside Table Walnut	21,000
94036000	56101719SD00144	Reel Bedside Table Stone Gloss	25,900
94036000	56101719SD00142	Serra Bedside Table Stone	17,000
94036000	56101719SD00143	Stash Bedside Table Stone	24,400
ZURINA (Wenge)			
94035090	56101515SD00045	Zurina King Bed Wenge	46,007
94035090	56101515SD00173	Zurina Bedside Table Bed Wenge	6,445
94035090	56101537SD00009	Zurina Drsr Wenge	14,303
94035090	56101509SD00136	Zurina 2Dr Wrdrb Wenge	32,401

PRICE TERMS:

All prices are ex-works and ex-warehouse at our Branch towns or F.O.R. Wholesale Dealer towns.

GST will be charged extra as prevailing on the date of delivery.

The prices given are maximum prices that can be charged to a customer when the articles are sold in retail.

Wholesale dealers are free to sell at lower prices



DINING ROOM FURNITURE			
HSN CODE	LN Code	LN Description	Unit Consumer Basic
DINING TABLES			
GLASS TOP IN 4 SEATER			
94035090	56101543SD00035	ASTRAL DinTbl 4Str Glass CLEAR	25,730
94035090	56101543SD00205	Aclectic DinTbl 4Str Glass BL	30,500
94035090	56101543SD00239	Silica DinTbl 4Str Glass Clear	12,850
94035090	56101543SD00374	Silica Din Tbl 4str Glass Black	17,000
GLASS TOP IN 6 SEATER			
94032090	56101543SD00010	Mod Knight DinTbl 6Str Glass	21,238
94032090	56101543SD00001	Brawn DinTbl Black Glass	26,340
94032090	56101543SD00145	Cooper DinTbl 6Str Glass Black	36,963
94035090	56101543SD00206	Aclectic DinTbl 6Str Glass BF	41,500
94032090	56101543SD00209	Bezel DinTbl 6Str Glass Taupe	42,000
94032090	56101543SD00222	Glaze Pro DinTbl 6Str Glass	42,000
94036000	56101543SD00198	Opulent Adv DinTbl 6Str Wood	38,644
94036000	56101543SD00006	Neo Apple DinTbl 6Str Glass	52,843
94032090	56101543SD00217	Pedestal DinTbl 6Str Glass	54,000
94032090	56101543SD00126	Wonder DinTbl 6Str Ceramic	55,045
94032090	56101543SD00130	Renaissance DinTbl 6Str	60,149
94032090	56101543SD00240	Silica DinTbl 6Str Glass Clear	14,675
94032090	56101543SD00375	Silica Din Tbl 6str Glass Black	19,500
94032090	56101543SD00358	Atlas Din Tbl 6str Glass	38,050
GLASS TOP IN 8 SEATER			
94017100	56101543SD00011	Crescent DinTbl 8Str Glass	61,418
94017100	56101543SD00355	Leon Din Tbl 8str Walnut	31,900
WOODEN TOP IN 4 SEATER			
94035090	56101543SD00165	Arctic DinTbl 4Str Marble	17,790
94036000	56101543SD00220	Dune DinTbl 4Str Wood LBrown	18,400
94035090	56101543SD00202	Aclectic DinTbl 4Str HMR BD 01	18,700
94036000	56101543SD00227	Aspyn DinTbl 4Str Wood Walnut	21,030
94036000	56101543SD00231	Franky Sq DinTbl 4Str HMR BD W	7,270
94036000	56101543SD00235	Franky Sq DinTbl 4Str HMR BD B	7,270
94036000	56101543SD00232	Franky DinTbl 4Str HMR BD W	8,900
94036000	56101543SD00236	Franky DinTbl 4Str HMR BD B	8,900
94036000	56101543SD00373	Franky24 Din Tbl 4str HMR Um	12,500
94036000	56101543SD00360	Leslie Din Tbl 4str Brown	15,400
94036000	56101543SD00361	Osogna Din Tbl 4str Brown	15,800
94036000	56101543SD00362	Tasha Din Tbl 4str Brown	17,000
94036000	56101543SD00366	Lyon Din Tbl 4str Walnut	22,725
94036000	56101543SD00367	Jaise Din Tbl 4str White	21,900
94036000	56101543SD00376	Terrano024 Din Tbl 4str HMR Um	18,700
MANGO WOOD SERIES IN 4 SEATER			
94036000	56101543SD00248	Relish Din Tbl 4str Black	32,900
SHEESHAM WOOD SERIES IN 4 SEATER			
94036000	56101543SD00369	Ingrid V2 Din Tbl 4str Walnut	21,794
94036000	56101543SD00243	Grande Adv DinTbl 4Str	24,426
94036000	56101543SD00245	Spice Din Tbl 4str Rose wood	26,000
WOODEN TOP IN 6 SEATER			
94036000	56101543SD00163	Sandcastle DinTbl 6Str Wood	15,532
94036000	56101543SD00017	Jack DinTbl 6Str Wood Brownish	15,622
94036000	56101543SD00123	Premio DinTbl 6Str Wood Mahogany	21,692
94035090	56101543SD00203	Aclectic DinTbl 6Str HMR BD 01	21,700

Sudipta Ghosh



Public

94035090	56101543SD00164	Allure DinTbl 6Str Wood White	19,715
94036000	56101543SD00121	Onyx DinTbl 6Str Wood Black Cappuccino	21,933
94036000	56101543SD00122	Amber DinTbl 6Str Wood Brown Cappuccino	21,933
94036000	56101543SD00221	Holly DinTbl 6Str Wood Walnut	23,800
94036000	56101543SD00204	Aclectic DinTbl 6Str HG MDF 2	26,000
94036000	56101543SD00218	Ivana DinTbl 6Str Wood White	26,000
94036000	56101543SD00194	Atlanta Plus DinTbl 6Str Wood	27,933
94036000	56101543SD00228	Emila DinTbl 6Str Wood Walnut	30,700
94036000	56101543SD00023	Swish DinTbl 6Str Wood Mgny	32,245
94036000	56101543SD00215	Pedestal DinTbl 6Str HMR BD B	32,500
94036000	56101543SD00210	Terrano DinTbl 6Str HMR BD Oak	34,400
94036000	56101543SD00216	Pedestal DinTbl 6Str HG MDF W	36,000
94036000	56101543SD00225	Troy DinTbl 6Str Ceramic White	50,000
94036000	56101543SD00214	Salt & Pepper NX DinTbl 6Str	52,000
94036000	56101543SD00223	Kosmic DinTbl 6Str Ceramic	54,000
94036000	56101543SD00233	Franky DinTbl 6Str HMR BD W	10,100
94036000	56101543SD00237	Franky DinTbl 6Str HMR BD B	10,100
94036000	56101543SD00345	LeoV2DinTbl6strIndMohag	24,050
94036000	56101543SD00348	Mangum Din Tbl 6str Espresso	28,300
94036000	56101543SD00350	Diner Din Tbl 6str Hush Whit	16,900
94036000	56101543SD00351	Diner Din Tbl 6str Espresso	16,900
94036000	56101543SD00352	Atlantis Din Tbl 6str Walnut	23,400
94036000	56101543SD00372	DINEX46 Din Tbl 6str HG Gordion	25,950
94036000	56101543SD00371	DINEX 6 Din Tbl 6str HG Lidya	19,100
94036000	56101543SD00368	Grace Din Tbl 6str Ash	25,000

SHEESHAM WOOD SERIES IN 6 SEATER

94036000	56101543SD00370	Ingrid V2 Din Tbl 6str Walnut	26,153
94036000	56101543SD00244	Grande Adv DinTbl 6Str	33,195
94036000	56101543SD00246	Spice Din Tbl 6str Rose wood	35,000
94036000	56101543SD00347	Planteous DinTbl 6Str Brown	50,000

WOODEN TOP IN 8 SEATER

94036000	56101543SD00174	Feast DinTbl 8Str Wood Brown	31,554
94036000	56101543SD00208	Mysterio DinTbl 8Str HG MDF Ok	51,000
94036000	56101543SD00234	Franky DinTbl 8Str HMR BD W	12,650
94036000	56101543SD00238	Franky DinTbl 8Str HMR BD B	12,650
94036000	56101543SD00359	Clement Din Tbl 8str Brown	20,200
94036000	56101543SD00349	Magnitude Din Tbl 8str Mohaga	26,700
94036000	56101543SD00354	Marcelli Din Tbl 8str Walnut	25,000

SHEESHAM WOOD SERIES IN 8 SEATER

94036000	56101543SD00357	Bliss V2 Din Tbl 8str Walnut	35,021
94036000	56101543SD00247	Spice Din Tbl 8str Rose wood	41,000

MARBLE TOP IN 4 SEATER

94035090	56101543SD00173	Elixir DinTbl 4Str Marble	73,877
----------	-----------------	---------------------------	--------

MARBLE TOP IN 6 SEATER

94036000	56101543SD00127	Snowflake DinTbl 6Str Marble	52,438
94035090	56101543SD00026	Terrene DinTbl 6Str Marble	62,004

BUFFET TABLES

94035090	56101543SD00199	Opulent Adv Buffet Table Wood	53,136
----------	-----------------	-------------------------------	--------

DINING CHAIRS**METAL UNDERSTRUCTURE CHAIR**

94016100	56101522SD01760	Ebony Black Din Chr	5,037
94016100	56101522SD01490	Tia Black Din Chr	4,806
94016100	56101522SD01759	Novice Silver Din Chr	6,581



Public

94017100	56101522SD04304	Fraise Peanut Din Chr	6,700
94017100	56101522SD04311	Fraise Toffee Din Chr	6,700
94016100	56101522SD02577	Aurelia Grey Din Chr	6,734
94017100	56101522SD04312	Muna Peanut Din Chr	8,250
94017100	56101522SD04315	Muna Toffee Din Chr	8,250
94016100	56101522SD02122	Radiance NX Black Din Chr	8,604
94017100	56101522SD04524	Emila WB+C.Grey Din Chr STFbr	9,293
94017100	56101522SD04390	Tuscany NX Cappuccino Din Chr	9,500
94017100	56101522SD04006	Fortune NX Blue Din Chr	9,720
94017100	56101522SD02410	Cream Treat Ivory Din Chr	10,281
94017100	56101522SD04523	Aspyn Navy Blue Din Chr STLC	10,280
94017100	56101522SD04402	Kosmic Grey Din Chr STLC	10,300
94017100	56101522SD04869	Ellie Ebn Din Chr	3,650
94017100	56101522SD04870	Kalyx Ebn Din Chr	2,725
94017100	56101522SD04871	Kalyx Ebn Bench	3,075
94017100	56101522SD04872	Kalyx Ebn Stool	1,975

WOODEN UNDERSTRUCTURE CHAIRS

94016100	56101522SD01489	Rose Black Din Chr BKWood	4,442
94017100	56101522SD02591	Allure Royal Blue Din Chr Blue	4,635
94016100	56101522SD02361	Honey Cappuccino Din Chr	5,707
94016100	56101522SD02362	Pause Mahogany Din Chr	5,906
94017100	56101522SD02590	Sandcastle Rust Dining Chair	5,966
94016100	56101522SD04399	Dune Blue Din Chr STWood	6,000
94016100	56101522SD04398	Ezra Green Din Chr STWood	6,300
94016100	56101522SD01602	Swish Mahogany Din Chr STWood	6,461
94016100	56101522SD04400	Holly Grey Din Chr STWood	6,800
94016100	56101522SD02619	Feast Brown Dining Chair Brown	7,753
94016100	56101522SD04397	Ivana Red Din Chr STWood	8,500
94016100	56101522SD03990	Atlanta Plus Brown Chair	8,751
94016100	56101522SD05373	BlissV2 Beige Din Chr	9,390
94016100	56101522SD03996	Opulent Adv Dining Chr Beige	9,485
94016100	56101522SD03997	Opulent Adv Dining Chr Brown	9,485
94017100	56101522SD01475	Crescent D Choc Din Chr BKWood	10,889
94016100	56101522SD02120	Terrene Plus Beige Din Chr	13,610
94016100	56101522SD03994	Sinewy 2.0 Grey Din Chr	16,119
94016100	56101522SD05242	LisaV2IndMohaDinchr	7,850
94016100	56101522SD05371	Delta Brown Din Chr	8,000
94016100	56101522SD05372	Tracy Brown Din Chr	8,400
94016100	56101522SD05361	Mangum Espresso Din Chr	6,650
94016100	56101522SD05362	Magnitude Mahogany Din Chr	7,950
94016100	56101522SD05363	Diner Espresso Din Chr	5,600
94016100	56101522SD05360	Atlantis Walnut Din Chr	8,025
94016100	56101522SD05358	Marcelli Walnut Din Chr	10,525
94016100	56101522SD05359	Leon Walnut Din Chr	13,200
94016100	56101522SD05377	Lyon Ocean Din Chr	8,450
94016100	56101522SD05378	Jasie Pink Din Chr	9,200
94016100	56101522SD05379	Grace Musturd Din Chr	6,875

MANGO WOOD SERIES DINING CHAIRS

94036000	56101522SD04909	Relish Chair Grey	7,600
----------	-----------------	-------------------	-------

SHEESHAM WOOD SERIES DINING CHAIRS

94036000	56101522SD04899	Grande Adv D Brwn Din Chr	6,262
94036000	56101522SD02623	Cesar Dining Chair LBrown	6,818
94036000	56101522SD04908	Zest D Brwn Din Chr	7,800
94036000	56101522SD05384	Ingrid V2 Brown Din Chr	10,029
94036000	56101522SD05261	Planteous Brown Din Chr	8,400

DINING BENCHES

94016100	56101522SD05385	Ingrid V2 Small Brown Bench	10,252
94017100	56101522SD03969	Grayson Black Dining Bench	11,255
94016100	56101522SD02620	Feast Brown Dining Bench Brown	11,582
94016100	56101522SD05386	Ingrid V2 Large Brown Bench	13,595
94016100	56101522SD05387	BlissV2 Beige Bench	16,692
94016100	56121006SD03092	Seat Astir Bench Wooden	23,288

BAR/COUNTER TABLES

94036000	56101543SD00176	Clark Counter Table 4Str Wood	11,484
94036000	56101543SD00169	Zara Bar Table 4Str Wood	17,550
94036000	56101543SD00229	Kiera Bar Table 4Str Wood	20,735

BAR/COUNTER CHAIRS

94016100	56101522SD04525	Kiera Bge Bar STFbr BKfbr	9,149
----------	-----------------	---------------------------	-------

DINING SETS 4 seater

94016100	56101543SD00004	Estana Din Set 4Str Wood Ind	22,674
94016100	56101543SD00226	Ace Pro Din Set 4Str Wood Dark	26,654
94016100	56101543SD00344	ThymeDinSet4strWhite	33,000
94016100	56101543SD00346	OreganoDinSet4strGrey	32,850

PRICE TERMS:

All prices are ex-works and ex-warehouse at our Branch towns or F.O.R. Wholesale Dealer towns.

GST will be charged extra as prevailing on the date of delivery.

The prices given are maximum prices that can be charged to a customer when the articles are sold in retail.



Consumer Basic Prices effective from 22nd October 2024

HOME STORAGE

HSN CODE	LN Code	LN Description	Unit Consumer Basic
CENTURION			
94032090	30161803SD00024	Cen NOV ESX LCK Led Burgandy	46609
94032090	30161803SD00650	Centurian Welded Midnight Blue	46608
94032090	30161803SD01699	Cen Nov EXSLk Sangria Mat	46608
94032090	30161803SD01701	Cen Nov EXSLk Tapenade Mat	46608
CENTURION PLUS			
94032090	30161803SD01608	Cen PI Nov EXS Lc T Bond White	59220
94032090	30161803SD01609	Cen PI Nov EXS Lc T Navy Blue	59220
94032090	30161803SD01610	Cen PI Nov EXS Lc T Garnet	59220
94032090	30161803SD01611	Cen PI Mirror Nov EXS Lc T Bond White	57060
94032090	30161803SD01612	Cen PI Mirror Nov EXS Lc T Navy Blue	57060
94032090	30161803SD01613	Cen PI Mirror Nov EXS Lc T Garnet	57060
94032090	56101544SD00153	Centurion Plus Mirror	3860
WARDROBE SINGLE TONE			
94032090	30161803SD00232	Wrd H EXS Lk Graphite Grey	26435
94032090	30161803SD00248	Wrd H1 EXS Led Graphite Grey	28368
WARDROBE DUAL TONE COLOURS			
94032090	30161803SD00235	Wrd H EXE LK Taupe White/Shellwine Red	27397
94032090	30161803SD00251	Wrd H1 DTON Taupe White/ Shellwine Red	29758
94032090	30161803SD00252	Wrd H1 DTON Royal Ivory/ Tex Deep Pink	29758
STORWEL (SEMI-GLOSS)			
94032090	30161803SD00205	Str Model-2 Prince Grey	23923
94032090	30161803SD00206	Str Model-2 Graphite Grey	23923
94032090	30161803SD00207	Str Model-2 Pacific Blue	23923
STORWEL (TEXTURED)			
94032090	30161803SD00208	Str Model-2 Tex Russet	24662
STORWEL IN DUAL TONE			
94032090	30161803SD00209	Str Model-2 Royal Ivory/Spring Blue	25046
AURALINE			
94032090	30161803SD00834	Auraline Men Basic Wht Coffee Br	30284
94032090	30161803SD00835	Auraline Men Premium Wht Coffee Br	35783
94032090	30161803SD00836	Auraline Women Basic Wht Coffee Br	31235
94032090	30161803SD00837	Auraline Women Premium Wh Coffee Br	44508
94032090	30161803SD00838	Auraline Men Basic Wht Berry	30284
94032090	30161803SD00839	Auraline Men Premium Wht Berry	35783
94032090	30161803SD00840	Auraline Women Basic Wht Berry	31235
94032090	30161803SD00841	Auraline Women Premium Wh Berry	44508
94032090	30161803SD00842	Auraline Men Basic Wht Navy Blue	30284
94032090	30161803SD00843	Auraline Men Premium Wht Navy Blue	35783
94032090	30161803SD00844	Auraline Women Basic Wht Navy Blue	31235
94032090	30161803SD00845	Auraline Women Premium Wh Navy Blue	44508
94032090	30161803SD00846	Auraline Men Basic White	30284
94032090	30161803SD00847	Auraline Men Premium White	35783
94032090	30161803SD00848	Auraline Women Basic White	31235




HSN CODE	LN Code	LN Description	Unit Consumer Basic
94032090	30161803SD00849	Auraline Women Premium White	44508
94032090	30161803SD00850	Auraline Men Basic Wht Walnut	33950
94032090	30161803SD00851	Auraline Men Premium Wht Walnut	39924
94032090	30161803SD00852	Auraline Women Basic Wht Walnut	34493
94032090	30161803SD01540	AuralineMenBasicWhtAb	30784
94032090	30161803SD01541	AuralineMenPremiumWhtAb	36283
94032090	30161803SD01542	AuralineWomenBasicWhtAb	31735
94032090	30161803SD01543	AuralineWomenPremiumWhAb	45008
94032090	30161803SD01595	AuralineMenBasicWhtTm	30984
94032090	30161803SD01596	AuralineMenPremiumWhtTm	36483
94032090	30161803SD01597	AuralineWomenBasicWhtTm	31935
94032090	30161803SD01598	AuralineWomenPremiumWhTm	45208
94032090	30161803SD01678	Auraline MenB AWt SkyGray Mat	30984
94032090	30161803SD01679	Auraline MenP AWt SkyGray Mat	36483
94032090	30161803SD01680	Auraline WmnB AWt SkyGray Mat	31935
94032090	30161803SD01681	Auraline WmnP AWt SkyGray Mat	45208
94032090	30161803SD01682	Auraline MenB BWT Affogato Tex	30984
94032090	30161803SD01683	Auraline MenP BWT Affogato Tex	36483
94032090	30161803SD01684	Auraline WmnB BWT Affogato Tex	31935
94032090	30161803SD01685	Auraline WmnP BWT Affogato Tex	45208
94032090	30161803SD01686	Auraline MenB AWt SepRose Mat	30984
94032090	30161803SD01687	Auraline MenP AWt SepRose Mat	36483
94032090	30161803SD01688	Auraline WmnB AWt SepRose Mat	31935
94032090	30161803SD01689	Auraline WmnP AWt SepRose Mat	45208
94032090	30161803SD01886	Auraline MenB BWT SkipBlue Mat	30984
94032090	30161803SD01887	Auraline MenP BWT SkipBlue Mat	36483
94032090	30161803SD01888	Auraline WmnB BWT SkipBlue Mat	31935
94032090	30161803SD01889	Auraline WmnP BWT SkipBlue Mat	45208
94032090	30161803SD01890	Auraline MenB BWT PeachWhp Mat	30984
94032090	30161803SD01891	Auraline MenP BWT PeachWhp Mat	36483
94032090	30161803SD01892	Auraline WmnB BWT PeachWhp Mat	31935
94032090	30161803SD01893	Auraline WmnP BWT PeachWhp Mat	45208
ACELINE - SINGLE TONE			
94032090	30161803SD00980	Aceline 2dr WD Half Lk Teal	25800
94032090	30161803SD00981	Aceline 2dr WD Half Lk Berry	25800
94032090	30161803SD00982	Aceline 2dr WD Full Lk Teal	25200
94032090	30161803SD00983	Aceline 2dr WD Full Lk Berry	25200
ACELINE - DUAL TONE			
94032090	30161803SD01694	Aceline 2Dr HlfLk BWT FGn Tex	25800
94032090	30161803SD01695	Aceline 2Dr FulLk BWT FGn Tex	25200
94032090	30161803SD01696	Aceline 2Dr FulLk BWT MgPr Tex	25200
NEOLITE - SINGLE TONE			
94032090	30161803SD01757	Neolite 2 Door Denim Blue Tex	17901
94032090	30161803SD01758	Neolite 2 Door Blush Red Tex	17901
94032090	30161803SD01928	Neolite 2 Dr Sphinx Tex	17901
94032090	30161803SD01755	Neolite 3 Door Denim Blue Tex	28458
94032090	30161803SD01756	Neolite 3 Door Blush Red Tex	28458
94032090	30161803SD01929	Neolite 3 Dr Sphinx Tex	28458
NEOLITE - DUAL TONE			
94032090	30161803SD01759	Neolite 2 Dr BWT Bluejay Tex	17901
94032090	30161803SD01761	Neolite 2 Dr BWT Mulberry Tex	17901
94032090	30161803SD01760	Neolite 3 Dr BWT Bluejay Tex	28458
94032090	30161803SD01762	Neolite 3 Dr BWT Mulberry Tex	28458

Sudipta Ghosh



HSN CODE	LN Code	LN Description	Unit Consumer Basic
SLIMLINE 3 DOOR BODY - SEMI GLOSS			
94032090	30161803SD00177	SLINE 3DR WITH LOCKER Body Royal Ivory	22598
94032090	30161803SD00176	SLINE 3DR WITH 2 Drawer Body Royal Ivory	24531
SLIMLINE 3 DOOR BODY - MATT			
94032090	30161803SD01594	SLINE3DrLkrBodyAlpWtMatt	22693
SLIMLINE 3 DOOR - SEMI GLOSS			
94032090	30161803SD00661	SLINE 3 Dr Royal Ivory Plus	9304
94032090	30161803SD00662	SLINE 3 Dr Pacific Blue Plus	9304
94032090	30161803SD00663	SLINE 3 Dr Russet Plus	9304
94032090	30161803SD01573	SLINE3DrRlvSgPlum	9304
94032090	30161803SD01656	SLINE 3 Dr Baked Apple SG	9304
94032090	30161803SD01654	SLINE 3 Dr Dusty Rose SG	9304
94032090	30161803SD01909	SLINE 3 Dr Sun Dried Tomato SG	9304
94032090	30161803SD01913	SLINE 3 Dr Turkish Tile SG	9304
94032090	30161803SD01917	SLINE 3 Dr Black Plum SG	9304
94032090	30161803SD00664	SLINE 3 Dr Shellwine rd Plus	9304
SLIMLINE 3 DOOR - TEXTURED			
94032090	30161803SD00665	SLINE 3 Dr Tx Purple Plus	9917
94032090	30161803SD00858	SLINE 3 Dr New Tx Ceremi Red	9917
94032090	30161803SD00993	SLINE 3 DR Tex Sea Pine	9917
94032090	30161803SD01658	SLINE 3 Dr Milky Blue Tex	9917
94032090	30161803SD01901	SLINE 3 Dr Iced Coffee Tex	9917
94032090	30161803SD01944	SLINE 3 Dr Shellwine Red Tex	9917
SLIMLINE 3 DOOR - MATT			
94032090	30161803SD01562	SLINE3DrAWtMatGdYellow	10106
94032090	30161803SD01659	SLINE 3 Dr Portabella Mat	10106
94032090	30161803SD01660	SLINE 3 Dr Stormy Weather Mat	10106
94032090	30161803SD01905	SLINE 3 Dr Lilac Glaze Matt	10106
SLIMLINE 2 DOOR BODY - SEMI GLOSS			
94032090	30161803SD00173	SLINE 2DR LOCKER Body Royal Ivory	14821
94032090	30161803SD00172	SLINE 2DR LKR+DRWR Body Royal Ivory	17325
94032090	30161803SD00170	SLINE 2SH Body Royal Ivory	12163
94032090	30161803SD00171	SLINE 4SH Body Royal Ivory	13373
SLIMLINE 2 DOOR BODY - MATT			
94032090	30161803SD01593	SLINE2DrLkrBodyAlpWtMatt	14915
SLIMLINE 2 DOOR - SEMI GLOSS			
94032090	30161803SD00653	SLINE 2 Dr Royal Ivory Plus	5465
94032090	30161803SD00654	SLINE 2 Dr Pacific Blue Plus	5465
94032090	30161803SD00655	SLINE 2 Dr Russet Plus	5465
94032090	30161803SD01702	SLINE 2 Dr Dusty Rose SG	5465
94032090	30161803SD01640	SLINE 2 Dr Baked Apple SG	5465
94032090	30161803SD01908	SLINE 2 Dr Sun Dried Tomato SG	5465
94032090	30161803SD01912	SLINE 2 Dr Turkish Tile SG	5465
94032090	30161803SD01916	SLINE 2 Dr Black Plum SG	5465
SLIMLINE 2 DOOR - TEXTURED			
94032090	30161803SD00658	SLINE 2 Dr Tx Purple Plus	6005
94032090	30161803SD00859	SLINE 2 Dr New Tx Ceremi Red	6005
94032090	30161803SD00992	SLINE 2 Dr Tex Sea Pine	6005
94032090	30161803SD01642	SLINE 2 Dr Milky Blue Tex	6005
94032090	30161803SD01900	SLINE 2 Dr Iced Coffee Tex	6005
94032090	30161803SD01945	SLINE 2 Dr Shellwine Red Tex	6005

Sudipta Ghosh



HSN CODE	LN Code	LN Description	Unit Consumer Basic
94032090	30161803SD00855	SLINE 2 Dr New Tx Mari Gold	5602
SLIMLINE 2 DOOR - MATT			
94032090	30161803SD01639	SLINE 2 Dr Hot Coral Mat	6194
94032090	30161803SD01643	SLINE 2 Dr Portabella Mat	6194
94032090	30161803SD01644	SLINE 2 Dr Stormy Weather Mat	6194
94032090	30161803SD01904	SLINE 2 Dr Lilac Glaze Matt	6194
SLIMLINE BLEND			
94032090	30161803SD00279	SLINE Blend Royal Ivory / Russet	42610
94032090	30161803SD00280	SLINE Blend Royal Ivory/ Tex. Purple	43233
94032090	30161803SD00281	SLINE Blend Royal Ivory/ Tex. Caremine Red	43233
94032090	30161803SD00826	Slime Blend Royal Ivy Tex. Teal	43233
94032090	30161803SD01031	Slime Blend R. Ivy Tx. Mulberry	43233
94032090	30161803SD01920	SLINE Blend Rlv Fruit Dove Tex	43233
94032090	30161803SD01922	SLINE Blend Rlv SilverBulet SG	43233
SLIMLINE DUAL			
94032090	30161803SD00782	Slime Dual Royal Ivory/ Russet	28145
94032090	30161803SD00784	Slime Dual Royal Ivory /Tex Caremine Red	28800
94032090	30161803SD01011	Slime Dual Adv R Ivy Dk Wd	24594
94032090	30161803SD01012	Slime Dual Adv R Ivy Walnut	24594
94032090	30161803SD01921	SLINE Dual Rlv Fruit Dove Tex	28800
94032090	30161803SD01923	SLINE Dual Rlv SilverBulet SG	28800
FANTASIA SLIMLINE			
SLIMLINE 2 DOOR			
94032090	30161803SD01007	SLINE 2 Dr Adv Pre Cot Dk Wd	7729
94032090	30161803SD01008	SLINE 2 Dr Adv Pre Cot Walnt	8833
SLIMLINE 3 DOOR			
94032090	30161803SD01009	SLINE 3 Dr Adv Pre Cot Dk Wd	11910
94032090	30161803SD01010	SLINE 3 Dr Adv Pre Cot Walnt	13611
SLIMLINE FUSION RANGE DOORS			
2 DOOR OPTIONS			
94032090	30161803SD00672	SLINE FUS 2Dr Pa.Bl+Me.Bl Pl	7356
3 DOOR OPTIONS			
94032090	30161803SD00675	SLINE FUS 3Dr Pa.Bl+Me.Bl Pl	10878
SLIMLINE MINOR BODY			
94032090	30161803SD01879	SLINE MINOR 2S Bd R Ivy	10185
94032090	30161803SD01878	SLINE Min Lkr Bd R Ivy	12664
SLIMLINE MINOR DOOR			
94032090	30161803SD01881	SLINE MINOR Dr R Ivy	3894
94032090	30161803SD01880	SLINE MINOR Dr Pac Bl	3894
SLIMLINE XL			
SLIMLINE XL - 2 DOOR BODY			
94032090	30161803SD01719	SLINE XL 2Dr Lkr Body AWt Mat	29400
SLIMLINE XL - 2 DOOR			
94032090	30161803SD01714	SLINE XL 2Dr Warm Grey Mat	10500
94032090	30161803SD01715	SLINE XL 2Dr Tree Bark Tex	10500
94032090	30161803SD01902	SLINE XL 2 Dr Iced Coffee Tex	10642
94032090	30161803SD01906	SLINE XL 2 Dr Lilac Glaze Matt	10658
94032090	30161803SD01910	SLINE XL 2 Dr SDTomato SG	10595
94032090	30161803SD01914	SLINE XL 2 Dr Turkish Tile SG	10595
94032090	30161803SD01918	SLINE XL 2 Dr Black Plum SG	10595
SLIMLINE XL - 3 DOOR BODY			
94032090	30161803SD01716	SLINE XL 3Dr Lkr+Drw Bd AWt Mt	49140

Sudipta Ghosh



HSN CODE	LN Code	LN Description	Unit Consumer Basic
94032090	30161803SD01743	SLINE XL 3Dr Lkr Body AWt Mat	40005
SLIMLINE XL - 3 DOOR			
94032090	30161803SD01717	SLINE XL 3Dr Warm Grey Mat	16275
94032090	30161803SD01718	SLINE XL 3Dr Tree Bark Tex	16275
94032090	30161803SD01903	SLINE XL 3 Dr Iced Coffee Tex	16417
94032090	30161803SD01907	SLINE XL 3 Dr Lilac Glaze Matt	16433
94032090	30161803SD01911	SLINE XL 3 Dr SDTomato SG	16370
94032090	30161803SD01915	SLINE XL 3 Dr Turkish Tile SG	16370
94032090	30161803SD01919	SLINE XL 3 Dr Black Plum SG	16370
SLIMLINE OVERHEAD STORAGE UNIT - 2 DOOR			
94032090	30161803SD01857	SLN OHU 2Dr Unit R Iv R Iv Pl	7487
94032090	30161803SD01862	SLN OHU 2Dr Unit R Iv PBlu Pl	7487
94032090	30161803SD01860	SLN OHU 2Dr Unit R Iv Russ Pl	7487
94032090	30161803SD00679	SLN OHU 2Dr Unit Royal Ivory/ Tex. Purple Pl	7716
94032090	30161803SD00860	SLN OHU 2Dr Unit Royal Ivory/ Tex. Ceremine Red P	7716
94032090	30161803SD00820	SLN OHU 2Dr Unit R Iv Tx Deep Blue	7716
94032090	30161803SD00990	SLN OHU 2Dr Unit R Iv Tx Terracotta	7716
94032090	30161803SD00999	SLN OHU 2Dr Unit R Iv Tx Coral	7716
94032090	30161803SD01556	SLINEOHU2DrUtRivTxAube	7717
94032090	30161803SD01559	SLINEOHU2DrUtRivTxGBL	7717
94032090	30161803SD01592	SLINEOHU2DrUtAWtMtGYe	7717
94032090	30161803SD01588	SLINEOHU2DrUtAWtMtCard	7717
94032090	30161803SD01566	SLINEOHU2DrUtAWtMtTrM	7717
94032090	30161803SD01570	SLINEOHU2DrUtRivSgCB	7487
94032090	30161803SD01574	SLINEOHU2DrUtRivSgPlm	7487
94032090	30161803SD01646	SLN OHUnt 2Dr Riv DustyRose SG	7717
94032090	30161803SD01647	SLN OHUnt 2Dr AWt HotCoral Mat	7717
94032090	30161803SD01648	SLN OHUnt 2Dr Riv BakeApple SG	7717
94032090	30161803SD01649	SLN OHUnt 2Dr Riv OlvBrnch Tex	7717
94032090	30161803SD01650	SLN OHUnt 2Dr Riv MilkBlue Tex	7717
94032090	30161803SD01651	SLN OHUnt 2Dr AWt Portabel Mat	7717
94032090	30161803SD01652	SLN OHUnt 2Dr AWt StrmWthr Mat	7717
94032090	30161803SD01653	SLN OHUnt 2Dr AWt AmbGreen Mat	7717
94032090	30161803SD01930	SLN OHUnt 2Dr Riv IceCoffe Tex	7717
94032090	30161803SD01943	SLN OHUnt 2Dr AWt LilacGlz Mat	7717
94032090	30161803SD01933	SLN OHUnt 2Dr Riv SDTomato SG	7717
94032090	30161803SD01935	SLN OHUnt 2Dr Riv TurkshTle SG	7717
94032090	30161803SD01937	SLN OHUnt 2Dr Riv BlackPlum SG	7717
94032090	30161803SD01939	SLN OHUnt 2Dr Riv FruitDve Tex	7717
94032090	30161803SD01941	SLN OHUnt 2Dr Riv SlvrBulet SG	7717
SLIMLINE OVERHEAD STORAGE UNIT - 3 DOOR			
94032090	30161803SD01859	SLN OHU 3Dr Unit R Iv R Iv Pl	9555
94032090	30161803SD01858	SLINE OHU 3Dr Unit R Iv PBlu	9555
94032090	30161803SD01856	SLN OHU 3Dr Unit R Iv Russ Pl	9555
94032090	30161803SD01846	SLN OHU 3Dr Ut R Iv T Pur Pl	9853
94032090	30161803SD00821	SLN OHU 3Dr Unit R Iv Tx Deep Blue	9853
94032090	30161803SD00991	SLN OHU 3Dr Unit R Iv Tx Terracotta	9853
94032090	30161803SD00997	SLN OHU 3Dr Unit R Iv Tx Soft Purple	9853
94032090	30161803SD01853	SLINE OHU 3Dr Ut R Iv Mulbery	9853
94032090	30161803SD01026	SLNOHU3DrUnitRivTxEmerald	9853
94032090	30161803SD01030	SLNOHU3DrUnitRivTxTeaRose	9853
94032090	30161803SD01866	SLINE OHU 3Dr Ut R Iv Tx Aube	9854
94032090	30161803SD01565	SLINEOHU3DrUtAWtMtCard	9854
94032090	30161803SD01861	SLINE OHU 3Dr Ut A Wt Mt Tr M	9854
94032090	30161803SD01571	SLINEOHU3DrUtRivSgCB	9555
94032090	30161803SD01575	SLINEOHU3DrUtRivSgPlm	9555
94032090	30161803SD01663	SLN OHUnt 3Dr AWt HotCoral Mat	9854

HSN CODE	LN Code	LN Description	Unit Consumer Basic
94032090	30161803SD01831	SLN OHUnt 3Dr Rlv BakeApple SG	9854
94032090	30161803SD01832	SLN OHUnt 3Dr Rlv OlivBrnch Tex	9854
94032090	30161803SD01838	SLN OHUnt 3Dr Rlv MilkBlue Tex	9854
94032090	30161803SD01835	SLN OHUnt 3Dr AWt Portabel Mat	9854
94032090	30161803SD01830	SLN OHUnt 3Dr AWt StrmWthr Mat	9854
94032090	30161803SD01669	SLN OHUnt 3Dr AWt AmbGreen Mat	9854
94032090	30161803SD01833	SLN OHUnt 3Dr Rlv DustyRose SG	9854
94032090	30161803SD01851	SLINE OHU 3Dr Ut R lv N T CAR	9853
94032090	30161803SD01931	SLN OHUnt 3Dr Rlv IceCoffe Tex	9854
94032090	30161803SD01932	SLN OHUnt 3Dr AWt LilacGlz Mat	9854
94032090	30161803SD01934	SLN OHUnt 3Dr Rlv SDTomato SG	9854
94032090	30161803SD01936	SLN OHUnt 3Dr Rlv TurkshTle SG	9854
94032090	30161803SD01938	SLN OHUnt 3Dr Rlv BlackPlum SG	9854
94032090	30161803SD01940	SLN OHUnt 3Dr Rlv FruitDve Tex	9854
94032090	30161803SD01942	SLN OHUnt 3Dr Rlv SlvrBulet SG	9854
SLIMLINE FULL LOCKER			
94032090	30161803SD00156	SLINE FULL LOCKER R Ivy	3068
MIRROR			
94032090	56101544SD00006	Mirror Cpbrd SLMLINE SA Metal	2536
94032090	56101544SD00004	Mirror Cpbrd STAR DESIGN	2537
94032090	56101544SD00003	Mirror Cpbrd LEAF DESIGN	2537
94032090	56101544SD00002	Mirror Cpbrd Curvilinear	2539
94032090	56101544SD00005	Mirror Cpbrd 5 ASSORTED	12696
94032090	56101544SD00007	Mirror Cpbrd Slide N Store	2629
94032090	56101544SD00125	Auraline Mirror	3218
94032090	56101544SD00153	Centurion Plus Mirror	3860
SLIDE N STORE - COMPACT			
94032090	30161803SD00458	Slide N Store compact Tex. Shellwine Red	27267
94032090	30161803SD00315	Slide N Store compact Tex. Phiroja Blue	27267
94032090	30161803SD00325	Slide N Store compact Tex. Bond White	27267
94032090	30161803SD00694	Slide N Store compact Tex. Blush Red	27267
94032090	30161803SD01577	SlideNStoreComAWtMSB	27672
94032090	30161803SD01670	Slide N Store Com BWt Oat Tex	27672
94032090	30161803SD01674	Slide N Store Com AWt Lil Mat	27672
94032090	30161803SD01896	Slide N Store Com BWt Kng Tex	27672
SLIDE N STORE - COMPACT PLUS			
94032090	30161803SD00307	Slide N Store compact Plus Tex. Shellwine Red	31878
94032090	30161803SD00308	Slide N Store compact Plus Tex. Phiroja Blue	31878
94032090	30161803SD00309	Slide N Store compact Plus Tex. Bond White	31878
94032090	30161803SD00693	Slide N Store compact Plus Tex. Blush Red	31878
94032090	30161803SD01003	Slide N Store compact Plus Tex. Berry Red	31878
94032090	30161803SD01578	SlideNStoreComPAWMSB	32283
94032090	30161803SD01671	Slide N Store Comp BWt Oat Tex	32283
94032090	30161803SD01675	Slide N Store Comp AWt Lil Mat	32283
94032090	30161803SD01897	Slide N Store Comp BWt Kng Tex	32283
SLIDE N STORE - PRO			
94032090	30161803SD00344	Slide N Store Pro Tex. Shellwine Red	33305
94032090	30161803SD00346	Slide N Store Pro Tex. Phiroja Blue	33305
94032090	30161803SD00349	Slide N Store Pro Tex. Bond White	33305
94032090	30161803SD00695	Slide N Store Pro Tex. Blush Red	33305
94032090	30161803SD01591	SlideNStoreProAWtMSB	33710
94032090	30161803SD01672	Slide N Store Pro BWt Oat Tex	33710
94032090	30161803SD01676	Slide N Store Pro AWt Lil Mat	33710



HSN CODE	LN Code	LN Description	Unit Consumer Basic
94032090	30161803SD01894	Slide N Store Pro BWt Kng Tex	33710
SLIDE N STORE - PRO PLUS			
94032090	30161803SD00332	Slide N Store Pro Plus Tex. Shellwine Red	38297
94032090	30161803SD00637	Slide N Store Pro Plus Tex. Phiroja Blue	38297
94032090	30161803SD00338	Slide N Store Pro Plus Tex. Bond White	38297
94032090	30161803SD00696	Slide N Store Pro Plus Tex. Blush Red	38298
94032090	30161803SD01576	SlideNStoreProPAWMSB	38702
94032090	30161803SD01673	Slide N Store ProP BWt Oat Tex	38702
94032090	30161803SD01677	Slide N Store ProP AWt Lil Mat	38702
94032090	30161803SD01895	Slide N Store ProP BWt Kng Tex	38702
SLIDE N STORE - XL			
94032090	30161803SD01616	Slide N Store XL Tx S Wn Rd	46600
94032090	30161803SD01617	Slide N Store XL Tx Bond Wt	46600
94032090	30161803SD01618	Slide N Store XL Mt Sep Brn	46600
94032090	30161803SD01622	Slide N Store XL Tx Phir Bl	46600
94032090	30161803SD01623	Slide N Store XL Tx S Pine	46600
94032090	30161803SD01624	Slide N Store XL Tx Blus Rd	46600
94032090	30161803SD01728	Slide N Store XL Lilac	46600
94032090	30161803SD01730	Slide N Store XL Oat	46600
94032090	30161803SD01898	Slide N Store XL BWt Kng Tex	47005
SLIDE N STORE - XL PLUS			
94032090	30161803SD01619	Slide N Store XLP Tx S Wn R	52500
94032090	30161803SD01620	Slide N Store XLP Tx Bond W	52500
94032090	30161803SD01621	Slide N Store XLP Mt Sep Br	52500
94032090	30161803SD01625	Slide N Store XLP Tx Phir B	52500
94032090	30161803SD01627	Slide N Store XLP Tx S Pin	52500
94032090	30161803SD01626	Slide N Store XLP Tx Blus R	52500
94032090	30161803SD01729	Slide N Store XLP Lilac	52500
94032090	30161803SD01731	Slide N Store XLP Oat	52500
94032090	30161803SD01899	Slide N Store XLP BWt Kng Tex	52905
SNS Ultra (Only for Distribution)			
94032090	30161803SD01704	SNS Ultra Midnight Blue Tex	26267
STORWEL ACE			
94032090	30161803SD01705	Storwel Ace 2Dr FullLk MNBlueT	23200
94032090	30161803SD01706	Storwel Ace 2Dr HalfLk MNBlueT	23800
94032090	30161803SD01708	Storwel Ace 2Dr FullLk RussetT	23200
94032090	30161803SD01707	Storwel Ace 2Dr HalfLk RussetT	23800
94032090	30161803SD01924	Storwel Ace 2Dr FullLk Afg Tex	23200
94032090	30161803SD01925	Storwel Ace 2Dr HalfLk Afg Tex	23800
94032090	30161803SD01926	Storwel Ace 2Dr FullLk SpR Mat	23200
94032090	30161803SD01927	Storwel Ace 2Dr HalfLk SpR Mat	23800
CUPBOARDS FROM GUWAHATI (FOR EAST)			
STORWEL SEMI-GLOSS			
94032090	30161803SD00211	Str Model- 2 Prince Grey	23923
94032090	30161803SD00212	Str Model- 2 Graphite Grey	23923
94032090	30161803SD00214	Str Model- 2 Pacific Blue	23923
STORWEL TEXTURED			
94032090	30161803SD00215	Str Model- 2 Tex Russet	24662
STORWEL IN DUAL TONE			
94032090	30161803SD00216	Str Model2 Royal Ivpry /Spring Blue	25047

Sudipta Ghosh

GODREJ & BOYCE MFG. CO. LTD.
KOLKATA-91

HSN CODE	LN Code	LN Description	Unit Consumer Basic
WARDROBE - SINGLE TONE			
94032090	30161803SD00241	Wardrobe H Lk Graphite Grey	26435
94032090	30161803SD00256	Wrd H1 Lk + Led Graphite Grey	28368
WARDROBE DUAL TONE COLOURS			
94032090	30161803SD00244	Wrd H Taupe White / Shellwine Red	27397
94032090	30161803SD00245	Wrd H Royal Ivory/ Tex.Deep Pink	27397
94032090	30161803SD00261	Wrd H1 Taupe White/ Shellwine red	29758
94032090	30161803SD00262	Wrd H1 Royal Ivory/ Tex Deep Pink	29758
STORWEL NEO (FOR SELECT MARKETS)			
94032090	30161803SD01709	Storwel Neo 2Dr Lkr Tex.Purple	15900
94032090	30161803SD01710	Storwel Neo 2Dr 4SH Tex.Purple	15200
94032090	30161803SD01711	Storwel Neo 2Dr Lkr T.Affogato	15900
94032090	30161803SD01712	Storwel Neo 2Dr 4SH T.Affogato	15200
94032090	30161803SD01736	Storwel Neo 2Dr Lkr Tex.B.Wt	15900
94032090	30161803SD01737	Storwel Neo 2Dr 4SH Tex.B.Wt	15200
STORWEL AURA (FOR SELECT MARKETS)			
94032090	30161803SD01883	Str Aura 2Dr Lkr DenimBlue Tex	16450
94032090	30161803SD01884	Str Aura 2Dr Lkr Purple Tex	16450
94032090	30161803SD01885	Str Aura 2Dr Lkr Affogato Tex	16450
STOREASE			
94032090	30161803SD01738	StorEase Dspl 4Dr G+S HDR P.Gr	18450
94032090	30161803SD01739	StorEase Dspl 2Dr Glass T.Wh	19136
94032090	30161803SD01775	StorEase Sliding 2Dr Navy Blue	17792
94032090	30161803SD01740	StorEase Locker Unit 2Dr Rose	15125
94032090	30161803SD01763	StorEase Lkr Unit 2Dr Ptl Blue	15125
94032090	30161803SD01742	StorEase Dspl 4Dr G+S SDr T.Wh	20160
94032090	30161803SD01741	StorEase Minor 2SH Pastel Blue	10185
DIGITAL PRINTED WARDROBES			
94032090	30161803SD01764	SLINE 2Dr DgPrint Teal Blue	9419
94032090	30161803SD01765	SLINE 2Dr DgPrint Midnight Blu	9419
94032090	30161803SD01766	SLINE 2Dr DgPrint Russet	9419
94032090	30161803SD01770	Aceline 2Dr Fullk DgPrint FGrn	28900
94032090	30161803SD01769	Aceline 2Dr Hflk DgPrint FGrn	29500
94032090	30161803SD01768	Aceline 2Dr Fullk DgPrint MgPr	28900
94032090	30161803SD01767	Aceline 2Dr Hflk DgPrint MgPr	29500
KREATION X2 - MODULAR WARDROBE			
Base Unit Body			
94032090	30161803SD00027	KretX2 400Mainunt Bd Lt crm	10358
94032090	30161803SD00028	KretX2 450Mainunt Bd Lt crm	11260
94032090	30161803SD00029	KretX2 500Mainunt Bd Lt crm	11674
94032090	30161803SD00333	KretX2 400 Addon Lt.crm	9836
94032090	30161803SD00334	KretX2 450 Addon Lt.crm	10567
94032090	30161803SD00335	KretX2 500 Addon Lt.crm	10840
94032090	30161803SD00336	KretX2 800 Addon Lt.crm	15190
94032090	30161803SD00337	KretX2 900 Addon Lt.crm	16314
94032090	30161803SD00339	KretX2 1000 Addon Lt.crm	16799
OHU unit Body			
94032090	30161803SD01819	KRE X2 OHU MN UNT 400W LT CRM	4287
94032090	30161803SD01809	KRE X2 OHU MN UNIT 450W LT CRM	4570

HSN CODE	LN Code	LN Description	Unit Consumer Basic
94032090	30161803SD01811	KRE X2 OHU MN UNIT 500W LT CRM	4766
94032090	30161803SD01814	KRE X2 OHU MN UNIT 800W LT CRM	6011
94032090	30161803SD01810	KRE X2 OHU MN UNIT 900W LT CRM	6278
94032090	30161803SD01812	KRE X2 OHU MN UNT 1000W LT CRM	6630
94032090	30161803SD00394	KretX2 400OH AddonBdy Lt.crm	3904
94032090	30161803SD01820	KRE X2 OHU AD UNT 450W LT CRM	4130
94032090	30161803SD01817	KRE X2 OHU AD UNT 500W LT CRM	4288
94032090	30161803SD01815	KRE X2 OHU AD UNT 800W LT CRM	5203
94032090	30161803SD01816	KRE X2 OHU AD UNT 900W LT CRM	5580
94032090	30161803SD01813	KRE X2 OHU AD UNT 1000W LT CRM	6013
Stiffner & Bottom Cover for wall mounting the OHU unit			
94032090	30161803SD00326	KretX2 400OHU WallMt Lt.crm	1064
94032090	30161803SD00327	KretX2 450OHU WallMt Lt.crm	1105
94032090	30161803SD00328	KretX2 500OHU WallMt Lt.crm	1147
94032090	30161803SD00329	KretX2 800OHU WallMt Lt.crm	1670
94032090	30161803SD00330	KretX2 900OHU WallMt Lt.crm	1709
94032090	30161803SD00331	KretX2 1000 OHU Lt.crm	1757
Metal Door for BaseUnit			
94032090	30161803SD00072	KretX2 BsUnt400Mtl Dr Lt crm	3556
94032090	30161803SD00077	KretX2 BsUnt450Mtl Dr Lt crm	3653
94032090	30161803SD00082	KretX2 BsUnt500Met Dr Lt cr	3832
94032090	30161803SD00087	KretX2 BsUnt800mtl Dr Lt crm	6333
94032090	30161803SD00092	KretX2 BsUnt900mtl Dr Lt crm	6839
94032090	30161803SD00098	KretX2 BsUnt1000mtl Dr Lt cr	7094
Metal OHU door			
94032090	30161803SD00033	KretX2 Ohu400Metl Dr Lt crm	1992
94032090	30161803SD00041	KretX2 Ohu450Metl Dr Lgt crm	2156
94032090	30161803SD00049	KretX2 Ohu500Metl Dr Lgt crm	2212
94032090	30161803SD00057	KretX2 Ohu800Metl Dr Lgt crm	3160
94032090	30161803SD00062	KretX2 Ohu900Metl Dr Lgt crm	3258
94032090	30161803SD00067	KretX2 Ohu1000Mtl Dr Lgt crm	3422
Precoated door for Base unit			
94032090	30161803SD00075	Kreation X2 base unit 400 Pre coated Dark wood	4836
94032090	30161803SD00080	Kreation X2 base unit 450 Pre coated Dark wood	5267
94032090	30161803SD00085	Kreation X2 base unit 500 Pre coated Dark wood	5488
94032090	30161803SD00090	Kreation X2 base unit 800 Pre coated Dark wood	9316
94032090	30161803SD00095	Kreation X2 base unit 900 Pre coated Dark wood	9843
94032090	30161803SD00101	Kreation X2 base unit 1000 Pre coated Dark wood	10447
94032090	30161803SD00796	KretX2 BsUnt400Precoat Dr Walnut	5527
94032090	30161803SD00797	KretX2 BsUnt450Precoat Dr Walnut	6019
94032090	30161803SD00798	KretX2 BsUnt500Precoat Dr Walnut	6272
94032090	30161803SD00799	KretX2 BsUnt800Precoat Dr Walnut	10647
94032090	30161803SD00800	KretX2 BsUnt900Precoat Dr Walnut	11249
94032090	30161803SD00801	KretX2 BsUnt1000Precoat Dr Walnut	11939
Precoated OHU Doors			
94032090	30161803SD00036	Kreation X2 OHU Door 400 Pre coated Dark wood	2128
94032090	30161803SD00044	Kreation X2 OHU Door 450 Pre coated Dark wood	2286
94032090	30161803SD00052	Kreation X2 OHU Door 500 Pre coated Dark wood	2416
94032090	30161803SD00060	Kreation X2 OHU Door 800 Pre coated Dark Wood	4038
94032090	30161803SD00065	Kreation X2 OHU Door 900 Pre coated Dark wood	4237


HSN CODE	LN Code	LN Description	Unit Consumer Basic
94032090	30161803SD00070	Kreation X2 OHU Door 1000 Pre coated Dark wood	4474
94032090	30161803SD00790	KretX2 Ohu400Precoat Dr Walnut	2432
94032090	30161803SD00791	KretX2 Ohu450Precoat Dr Walnut	2613
94032090	30161803SD00792	KretX2 Ohu500Precoat Dr Walnut	2762
94032090	30161803SD00793	KretX2 Ohu800Precoat Dr Walnut	4615
94032090	30161803SD00794	KretX2 Ohu900Precoat Dr Walnut	4842
94032090	30161803SD00795	KretX2 Ohu1000Precoat Dr Walnut	5113
		Locker and Drawer Unit	
94032090	30161803SD01824	KRE X2 400 LKR UNIT LT CRM	2035
94032090	30161803SD01823	KRE X2 450 LKR UNIT LT CRM	2200
94032090	30161803SD01826	KRE X2 500 LKR UNIT LT CRM	2297
94032090	30161803SD01825	KRE X2 400 DRW UNIT LT CRM	2913
94032090	30161803SD01821	KRE X2 450 DRWR LT CRM	3021
94032090	30161803SD01822	KRE X2 500 DRWR LT CRM	3122
		MetalDresser	
		Metal Dresser body with mirror (Withdefault Add-On unit)	
94032090	30161803SD00030	KretX2 850 Drsr Bd Lt crm	33904
94032090	30161803SD00031	KretX2 900 Drsr Bd Lt crm	34132
94032090	30161803SD00032	KretX2 950 Drsr Bd Lt crm	34449
94032090	30161803SD00762	KretX2 1250 Drsr Bd Lt crm	41973
94032090	30161803SD00763	KretX2 1350 Drsr Bd Lt crm	42684
94032090	30161803SD00764	KretX2 1450 Drsr Bd Lt crm	43396
		Drawer Fronts and Top Panel for Metal dresser 450mm width. (Door for default Addon unit to be booked seperately)	
94032090	30161803SD000390	KretX2 DrsrMetal Lt.crm	4236
		Precoated Fronts	
94032090	30161803SD00686	KretX2 Drsr drw.tp.panl D.wd	3787
94032090	30161803SD00805	KretX2 DresrPrecoat Shtr Walnut	4328
		MetalSidePanels	
94032090	30161803SD01829	KRE X2 MTL SIDE PNL 7FT LT CRM	6449
94032090	30161803SD01828	KRE X2 MTL SIDE PNL 9FT LT CRM	10555
		Precoated SidePanels	
94032090	30161803SD00121	Kreation X2 7ft precoated side panel Dark wood	6229
94032090	30161803SD00123	Kreation X2 9ft precoatel side panel Dark wood	8009
94032090	30161803SD00803	KretX2 7ftPrecoat Sd Pnl Walnut	7119
94032090	30161803SD00804	KretX2 9ftPrecoat Sd Pnl Walnut	9153
		Shutters for Media & StudyUnit (To order 2sets for mediaunit & 1set for study unit)	
94032090	30161803SD00112	KretX2 MediaStdy2 Shtr Lt cr	2348
		PreCoated Fronts for Media and Study Unit	
94032090	30161803SD00479	KretX2 Media study D.wood	3347
94032090	30161803SD00802	KretX2 MediaStdPrecoat Sht Walnut	3825

PRICE TERMS:

All prices are ex-works and ex-warehouse at our Branch towns or F.O.R. Wholesale Dealer towns.

GST will be charged extra as prevailing on the date of delivery.

The prices given are maximum prices that can be charged to a customer when the articles are sold in retail.



HSN CODE	LN Code	LN Description	Unit Consumer Basic
----------	---------	----------------	---------------------

Wholesale dealers are free to sell at lower prices

Consumer Basic Prices effective from 22nd October 2024			
LIVING ROOM FURNITURE			
HSN CODE	LN Code	LN Description	Unit Consumer Basic
	SOFA SET		
94016100	56101502SD01414	AmazeLshpsofabTeal	57,915
94016100	56101502SD01407	SolitairesofasetinfabricinmidnightBlue	1,52,439
94016100	56101502SD01850	Harmony V2 L shp sofa fab Grey	1,79,928
94016100	56101502SD02239	Plenta Lshp sofa LH Fab Cream Coffee brown	42,875
94016100	56101502SD02240	Plenta Lshp sofa RH Fab Cream Coffee brown	42,875
94016100	56101502SD02241	Plenta Lshp sofa LH Fab Bugundy Grey	42,875
94016100	56101502SD02242	Plenta Lshp sofa RH Fab Bugundy Grey	42,875
94016100	56101502SD04619	LiftUpLshapedsofabSanBr	54,850
	STANDALONE SOFAS		
94016100	56101502SD04252	ArcbayV2 1str sofa Slthr B To	30,950
94016100	56101502SD04253	ArcbayV2 2str sofa Slthr B To	40,400
94016100	56101502SD04254	ArcbayV2 3str sofa Slthr B To	50,300
94016100	56101502SD04249	ArcbayV2 1str sofa Slthr G Ch	30,950
94016100	56101502SD04250	ArcbayV2 2str sofa Slthr G Ch	40,400
94016100	56101502SD04251	ArcbayV2 3str sofa Slthr G Ch	50,300
94016100	56101502SD04593	Aspire1strsofaFabGrapGrey	15,250
94016100	56101502SD04594	Aspire2strsofaFabGrapGrey	20,900
94016100	56101502SD04595	Aspire3strsofaFabGrapGrey	26,000
94016100	56101502SD02237	Cozy Corner Sofa Fab Cream Coffee brown	37,313
94016100	56101502SD02238	Cozy Corner Sofa Fab Burgundy Grey	37,313
94016100	56101502SD04607	Cheers1strsofaSlthrToffee	19,700
94016100	56101502SD04608	Cheers2strsofaSlthrToffee	27,000
94016100	56101502SD04609	Cheers3strsofaSlthrToffee	33,600
94016100	56101502SD04610	Cheers1strsofaSlthrCamel	19,700
94016100	56101502SD04611	Cheers2strsofaSlthrCamel	27,000
94016100	56101502SD04612	Cheers3strsofaSlthrCamel	33,600
94016100	56101502SD01994	Doyen Adv 1str sofa fab Orange	22,054
94016100	56101502SD01995	Doyen Adv 3str sofa fab Orange	46,781
94016100	56101502SD01774	Cedar 1str sofa fabric Beige	30,500
94016100	56101502SD01775	Cedar 3str sofa fabric Beige	64,000
94016100	56101502SD01810	Euro V2 1Str sofa Slthr Cof Br	26,289
94016100	56101502SD01811	Euro V2 2Str sofa Slthr Cof Br	36,079
94016100	56101502SD01812	Euro V2 3Str sofa Slthr Cof Br	44,890
94016100	56101502SD00893	EncardoAnnexe1StrSofaSlthrCappuccino	19,882
94016100	56101502SD01829	EncardoAnnexe2StrSofaSlthrCappuccino	24,024
94016100	56101502SD00894	EncardoAnnexe3StrSofaSlthrCappuccino	34,797
94016100	56101502SD02233	Elliptica Corner Sofa Fab Grey	43,500
94016100	56101502SD02234	Elliptica 1str sofa Fab Grey	10,800
94016100	56101502SD04447	Fluffy 1str sofa Fab Grey	39,000
94016100	56101502SD04448	Fluffy 2str sofa Fab Grey	64,200
94016100	56101502SD04449	Fluffy 3str sofa Fab Grey	78,000
94016100	56101502SD04395	Grandiose 1str sofa Slthr Blk	12,850
94016100	56101502SD04396	Grandiose 3str sofa Slthr Blk	20,950
94016100	56101502SD04588	Glee1strsofaSlthrBlack	14,200
94016100	56101502SD04589	Glee2strsofaSlthrBlack	19,400
94016100	56101502SD04590	Glee3strsofaSlthrBlack	24,100
94016100	56101502SD04591	Glee1strsofaFabCrCb	14,350
94016100	56101502SD04623	Glee2strsofaFabCrCb	19,650
94016100	56101502SD04592	Glee3strsofaFabCrCb	24,400

HSN CODE	LN Code	LN Description	Unit Consumer Basic
94016100	56101502SD04613	Greta1strsofaSlthrCoffBrn	21,950
94016100	56101502SD04614	Greta2strsofaSlthrCoffBrn	30,100
94016100	56101502SD04615	Greta3strsofaSlthrCoffBrn	37,200
94016100	56101502SD04616	Greta1strsofaSlthrNimGrey	21,950
94016100	56101502SD04617	Greta2strsofaSlthrNimGrey	30,100
94016100	56101502SD04618	Greta3strsofaSlthrNimGrey	37,200
94016100	56101502SD01567	Hexa1strsofaSlthrBurgandy	17,948
94016100	56101502SD01568	Hexa2strsofaSlthrBurgandy	24,325
94016100	56101502SD01569	Hexa3strsofaSlthrBurgandy	30,110
94016100	56101502SD04393	Imperial 1str sofa Slthr Blk	17,600
94016100	56101502SD04394	Imperial 3str sofa Slthr Blk	28,900
94016100	56101502SD02214	Monarch 1str sofa Slthr Black	11,403
94016100	56101502SD02215	Monarch 3str sofa Slthr Black	19,494
94016100	56101502SD00697	MONARCH 1STRSOFAS.LTHINBURGANDY	11,403
94016100	56101502SD00698	MONARCH 3STRSOFAS.LTHINBURGANDY	19,494
94016100	56101502SD01838	Majesta P 1Str sofa Leather Ch	46,760
94016100	56101502SD01839	Majesta P 2Str sofa Leather Ch	58,298
94016100	56101502SD01840	Majesta P 3Str sofa Leather Ch	77,730
94016100	56101502SD01841	Majesta P wing chr Leather Ch	38,865
94016100	56101502SD01785	Orlando P 1str sofa Plthr Brwn	43,815
94016100	56101502SD01786	Orlando P 2str sofa Plthr Brwn	54,897
94016100	56101502SD01787	Orlando P 3str sofa Plthr Brwn	66,702
94016100	56101502SD00943	OpulentAdvance1sth SytlhBeige/Black	26,995
94016100	56101502SD00944	OpulentAdvance3sth SytlhBeige/Black	43,945
94016100	56101502SD01391	Opulent1seaterinSynLthinClaret/Black	26,995
94016100	56101502SD01392	Opulent3seaterinSynLthinClaret/Black	43,945
94016100	56101502SD01788	Orleans P 1str sofa Plthr Blak	32,017
94016100	56101502SD01789	Orleans P 3str sofa Plthr Blak	47,936
94016100	56101502SD04596	Opulence1strsofaSlthrCamel	21,550
94016100	56101502SD04597	Opulence2strsofaSlthrCamel	29,500
94016100	56101502SD04598	Opulence3strsofaSlthrCamel	36,700
94016100	56101502SD04599	Opulence1strsofaSlthrNGre	21,550
94016100	56101502SD04600	Opulence2strsofaSlthrNGre	29,500
94016100	56101502SD04601	Opulence3strsofaSlthrNGre	36,700
94016100	56101502SD02267	Legend 1str sofa Slthr Black	10,800
94016100	56101502SD02268	Legend 3str sofa Slthr Black	18,900
94016100	56101502SD02269	Legend 1str sofa Slthr Cream	10,800
94016100	56101502SD02270	Legend 3str sofa Slthr Cream	18,900
94016100	56101502SD02271	Tyrant 1str sofa Slthr Black	11,500
94016100	56101502SD02272	Tyrant 3str sofa Slthr Black	20,000
94016100	56101502SD02273	Tyrant 1str sofa Slthr Cream	11,500
94016100	56101502SD02274	Tyrant 3str sofa Slthr Cream	20,000
94016100	56101502SD01842	PARTO PI 1Str Sofa SLthr Blk	18,593
94016100	56101502SD01843	PARTO PI 2Str Sofa SLthr Blk	26,071
94016100	56101502SD01844	PARTO PI 3Str Sofa SLthr Blk	30,965
94016100	56101502SD01845	PARTO PI 1Str Sofa SLthr Tn Br	18,593
94016100	56101502SD01846	PARTO PI 2Str Sofa SLthr Tn Br	26,071
94016100	56101502SD01847	PARTO PI 3Str Sofa SLthr Tn Br	30,965
94016100	56101502SD04602	Paradise1strsofaSlthrToffe	21,950
94016100	56101502SD04603	Paradise2strsofaSlthrToffe	30,100
94016100	56101502SD04624	Paradise3strsofaSlthrToffe	37,200
94016100	56101502SD04604	Paradise1strsofaSlthrCoBr	21,950
94016100	56101502SD04605	Paradise2strsofaSlthrCoBr	30,100

Sudipta Ghosh



HSN CODE	LN Code	LN Description	Unit Consumer Basic
94016100	56101502SD02185	Vertex LH Chaise Slthr Toffe	40,500
94016100	56101502SD02186	Vertex RH Chaise Slthr Toffe	40,500
94016100	56101502SD02187	Vertex LH Chaise Slthr Pebbl	40,500
94016100	56101502SD02188	Vertex RH Chaise Slthr Pebbl	40,500
94016100	56101502SD01662	VertexLshpsofaLHSlthrPebbl+DkGrey	59,797
94016100	56101502SD01663	VertexLshpsofaRHSlthrPebbl+DkGrey	59,797
94016100	56101502SD01664	VertexLshpsofaLHSlthrToffe+DkGrey	59,797
94016100	56101502SD01665	VertexLshpsofaRHSlthrToffe+DkGrey	59,797
94016100	56101502SD01853	Vertex 1str sofa Slthr Toffee	19,260
94016100	56101502SD01854	Vertex 1str sofa Slthr Pebble	19,260
94016100	56101502SD01865	Vertex 2str sofa Slthr Toffee	24,930
94016100	56101502SD01866	Vertex 2str sofa Slthr Pebble	24,930
94016100	56101502SD01867	Vertex 3str sofa Slthr Toffee	29,250
94016100	56101502SD01868	Vertex 3str sofa Slthr Pebble	29,250
	ORBIT V2		
94016100	56101502SD04306	OrbitV2 LShp sofaLH Slthr Toff	56,796
94016100	56101502SD04307	OrbitV2 LShp sofaRH Slthr Toff	56,796
94016100	56101502SD04308	OrbitV2 1Str sofa Slthr Toffee	18,300
94016100	56101502SD04261	Orbit LShp sofaLH Fab Green	56,796
94016100	56101502SD04262	Orbit LShp sofaRH Fab Green	56,796
94016100	56101502SD04265	Orbit 1Str sofa Fab Green	18,300
94016100	56101502SD04263	Orbit LShp sofaLH Fab Taupe	56,796
94016100	56101502SD04264	Orbit LShp sofaRH Fab Taupe	56,796
94016100	56101502SD04266	Orbit 1Str sofa Fab Taupe	18,300
	ARCADE		
94016100	56101502SD01672	ArcadeLSHAPESOFALH fabDenim	70,084
94016100	56101502SD01673	ArcadeLSHAPESOFARH fabDenim	70,084
94016100	56101502SD01736	Arcade Lshp sofa LH fab Chocolt	68,710
94016100	56101502SD01737	Arcade Lshp sofa RH fab Chocolt	68,710
	NEBULA V3		
94016100	56101502SD01602	NebulaV31strSofa fabBrown	26,958
94016100	56101502SD01603	NebulaV32strSofa fabBrown	38,921
94016100	56101502SD01604	NebulaV33strSofa fabBrown	51,306
94016100	56101502SD01605	NebulaV3RHChaisefabBrown	26,291
94016100	56101502SD01606	NebulaV3LHChaisefabBrown	26,291
	JINEIRO		
94016100	56101502SD01466	Jineiro NX 1str sofa fablthr D	27,540
94016100	56101502SD01467	Jineiro NX 2str sofa fablthr D	33,660
94016100	56101502SD01468	Jineiro NX 3str sofa fablthr D	42,330
94016100	56101502SD01469	Jineiro NX 1str sofa fablthr E	27,540
94016100	56101502SD01470	Jineiro NX 2str sofa fablthr E	33,660
94016100	56101502SD01471	Jineiro NX 3str sofa fablthr E	42,330
	BROADWAY V2		
94016100	56101502SD00853	BROADWAYV21StrSofaFabGranite	19,559
94016100	56101502SD00854	BROADWAYV22StrSofaFabGranite	34,318
94016100	56101502SD00855	BROADWAYV23strSofaFabGranite	51,388
94016100	56101502SD00856	BROADWAYV2-chaiseFabGranite	29,657

HSN CODE	LN Code	LN Description	Unit Consumer Basic
94016100	56101502SD00857	BROADWAYV2-ottomanFabGranite	16,399
94016100	56101502SD00858	BROADWAYV2LHArmSofaFabGranite	11,246
94016100	56101502SD00859	BROADWAYV2RhArmSofaFabGranite	11,246
94016100	56101502SD00860	BROADWAYV2smallcornerSofaFabGranite	40,541
94016100	56101502SD00861	BROADWAYV21StrSofaFabWood	19,559
94016100	56101502SD00862	BROADWAYV22StrSofaFabWood	34,318
94016100	56101502SD00863	BROADWAYV23strSofaFabWood	51,388
94016100	56101502SD00864	BROADWAYV2-chaiseFabWood	29,657
94016100	56101502SD00865	BROADWAYV2-ottomanFabWood	16,399
94016100	56101502SD00866	BROADWAYV2LHArmSofaFabWood	11,246
94016100	56101502SD00867	BROADWAYV2RhArmSofaFabWood	11,246
94016100	56101502SD00868	BROADWAYV2smallcornerSofaFabWood	40,541
94016100	56101502SD00869	BROADWAYV21StrSofaFabSand	19,559
94016100	56101502SD00870	BROADWAYV22StrSofaFabSand	34,318
94016100	56101502SD00871	BROADWAYV23strSofaFabSand	51,388
94016100	56101502SD00872	BROADWAYV2-chaiseFabSand	29,657
94016100	56101502SD00873	BROADWAYV2-ottomanFabSand	16,399
94016100	56101502SD00874	BROADWAYV2LHArmSofaFabSand	11,246
94016100	56101502SD00875	BROADWAYV2RhArmSofaFabSand	11,246
94016100	56101502SD00876	BROADWAYV2smallcornerSofaFabSand	40,541
	DIAS		
94016100	56101502SD01513	Dias sofa set fabric Red / DGrey	77,120
	Highrolla		
94016100	56101502SD04237	HighrollaStdV2 1str sofa fab C	13,190
94016100	56101502SD04238	HighrollaStdV2 2str sofa fab C	17,793
94016100	56101502SD04247	HighrollaStdV2 3str sofa fab C	22,905
94016100	56101502SD04239	HighrollaModV2 1str sofa fab C	8,672
94016100	56101502SD04240	HighrollaModV2 2str sofa fab C	13,679
94016100	56101502SD04241	HighrollaModV2 3str sofa fab C	19,202
94016100	56101502SD04248	HighrollaV2 Wing Chair fab Ch	15,538
94016100	56101502SD04242	HighrollaV2 Chaise fab Ch	10,014
94016100	56101502SD04243	HighrollaV2 RH Arm fab Ch	3,253
94016100	56101502SD04244	HighrollaV2 LH Arm fab Ch	3,253
94016100	56101502SD04245	HighrollaV2 Console fab Ch	3,821
94016100	56101502SD04246	HighrollaV2 Corner Unt fab Ch	13,215
94016100	56101502SD01500	HighrollaStd1strsofabPh	13,190
94016100	56101502SD01501	HighrollaStd2strsofabPh	17,793
94016100	56101502SD01502	HighrollaStd3strsofabPh	22,905
94016100	56101502SD01503	HighrollaMod1strsofabPh	8,672
94016100	56101502SD01504	HighrollaMod2strsofabPh	13,679
94016100	56101502SD01505	HighrollaMod3strsofabPh	19,202
94016100	56101502SD01506	HighrollaWingChairfabPh	15,538
94016100	56101502SD01507	HighrollaChaisefabPh	10,014
94016100	56101502SD01508	HighrollaRHArmfabPh	3,253
94016100	56101502SD01509	HighrollaLHArmfabPh	3,253
94016100	56101502SD01510	HighrollaConsoleFabPh	3,821
94016100	56101502SD01512	HighrollaCornerUnitfabPh	13,215



HSN CODE	LN Code	LN Description	Unit Consumer Basic
94016100	56101502SD04303	HighrollaStd 1str sofa Slthr B	14,300
94016100	56101502SD04304	HighrollaStd 2str sofa Slthr B	20,200
94016100	56101502SD04305	HighrollaStd 3str sofa Slthr B	25,850
	Bayflow		
94016100	56101502SD01869	Bayflow 1str sofa SLthr Tof Be	32,700
94016100	56101502SD01870	Bayflow 2str sofa SLthr Tof Be	44,100
94016100	56101502SD01871	Bayflow 3str sofa SLthr Tof Be	53,200
94016100	56101502SD01875	Bayflow 1str sofa SLthr Black	32,700
94016100	56101502SD01876	Bayflow 2str sofa SLthr Black	44,100
94016100	56101502SD01877	Bayflow 3str sofa SLthr Black	53,200
	Bevelark		
94016100	56101502SD01958	Bevelark 1str sofa Fab Green	16,200
94016100	56101502SD01959	Bevelark 2str sofa Fab Green	21,600
94016100	56101502SD01960	Bevelark 3str sofa Fab Green	26,800
94016100	56101502SD01961	Bevelark 1str sofa Fab Taupe	16,200
94016100	56101502SD01962	Bevelark 2str sofa Fab Taupe	21,600
94016100	56101502SD01963	Bevelark 3str sofa Fab Taupe	26,800
	Zompy Adv		
94016100	56101502SD02227	ZompyAdvStd1strsofa Fab Camel	11,500
94016100	56101502SD02235	ZompyAdvStd2strsofa Fab Camel	15,600
94016100	56101502SD02228	ZompyAdvStd3strsofa Fab Camel	20,100
94016100	56101502SD02229	ZompyAdvchaise Fab Camel	11,300
94016100	56101502SD02230	ZompyAdv2strsofaLHS Fab Camel	13,300
94016100	56101502SD02231	ZompyAdv3strsofaLHS Fab Camel	17,800
94016100	56101502SD02236	ZompyAdvCornerUnitFab Camel	9,900
94016100	56101502SD02216	ZompyAdv2strsofaRHSFab Camel	13,300
94016100	56101502SD02217	ZompyAdv3strsofaRHSFab Camel	17,800
94016100	56101502SD02218	ZompyAdvStd1strsofaFab Dk Brown	11,500
94016100	56101502SD02219	ZompyAdvStd2strsofaFab Dk Brown	15,600
94016100	56101502SD02220	ZompyAdvStd3strsofaFab Dk Brown	20,100
94016100	56101502SD02221	ZompyAdvchaiseFab Dk Brown	11,300
94016100	56101502SD02222	ZompyAdv2strsofaLHSFab Dk Brown	13,300
94016100	56101502SD02223	ZompyAdv3strsofaLHSFabDk Brown	17,800
94016100	56101502SD02224	ZompyAdvCornerUnitFabDk Brown	9,900
94016100	56101502SD02225	ZompyAdv2strsofaRHSFabDk Brown	13,300
94016100	56101502SD02226	ZompyAdv3strsofaRHSFabDk Brown	17,800
	Pangram		
94016100	56101502SD02253	Pangram1strsofaFabDkBrown	8,000
94016100	56101502SD02254	Pangram2strsofaFabDkBrown	11,000
94016100	56101502SD02255	Pangram3strsofaFabDkBrown	14,506
94016100	56101502SD02256	Pangram2strsofaLHFabDkBr	12,750
94016100	56101502SD02257	Pangram2strsofaRHFabDkBr	12,750
94016100	56101502SD02258	Pangram3strsofaLHFabDkBr	15,500
94016100	56101502SD02259	Pangram3strsofaRHFabDkBr	15,500
94016100	56101502SD02260	Pangram1strsofaFabTaupe	8,000
94016100	56101502SD02261	Pangram2strsofaFabTaupe	11,000
94016100	56101502SD02262	Pangram3strsofaFabTaupe	14,506
94016100	56101502SD02263	Pangram2strsofaLHFabTaupe	12,750



HSN CODE	LN Code	LN Description	Unit Consumer Basic
94016100	56101502SD02264	Pangram2strsofaRHFabTaupe	12,750
94016100	56101502SD02265	Pangram3strsofaLHFabTaupe	15,500
94016100	56101502SD02266	Pangram3strsofaRHFabTaupe	15,500
94016100	56121403SD00292	Pangram Coffee Table Br Blk	4,725
94016100	56121403SD00293	Pangram Corner Table Br Blk	9,250
	Suez		
94016100	56101502SD02243	Suez 3str sofa Wt Arm Slthr To	18,650
94016100	56101502SD02244	Suez 1str sofa Slthr Tobac	6,550
94016100	56101502SD02245	Suez 2str sofa Slthr Tobac	8,600
94016100	56101502SD02246	Suez 3str sofa Slthr Tobac	11,400
94016100	56101502SD02247	Suez ottoman Slthr Tobac	3,475
	FLIGHT		
94016100	56101502SD01291	Flight1strsofabRed	14,745
94016100	56101502SD01292	Flight2strsofabRed	20,948
94016100	56101502SD01293	Flight3strsofabRed	27,033
94016100	56101502SD01294	Flight1strsofabDarkGrey	14,745
94016100	56101502SD01295	Flight2strsofabDarkGrey	20,948
94016100	56101502SD01296	Flight3strsofabDarkGrey	27,033
94016100	56101502SD01472	FlightChaiseFabRed	22,807
94016100	56101502SD01473	FlightChaiseFabDarkGrey	22,807
	BOBBIN		
94016100	56101502SD04233	BobbinV2 1Str sofa Fab Charcol	13,863
94016100	56101502SD04234	BobbinV2 2Str sofa Fab Charcol	17,053
94016100	56101502SD04235	BobbinV2 3Str sofa Fab Charcol	20,150
94016100	56101502SD01782	Bobbin P 1str sofa fab Magenta	13,863
94016100	56101502SD01783	Bobbin P 2str sofa fab Magenta	17,053
94016100	56101502SD01784	Bobbin P 3str sofa fab Magenta	20,150
94016100	56101502SD01752	Bobbin 1str sofa fablthr Tan G	20,498
94016100	56101502SD01753	Bobbin 2str sofa fablthr Tan G	26,134
94016100	56101502SD01754	Bobbin 3str sofa fablthr Tan G	31,770
94016100	56101502SD04459	Vespera 1str sofa Slthr Bl Pea	10,350
94016100	56101502SD04460	Vespera 2str sofa Slthr Bl Pea	14,700
94016100	56101502SD04461	Vespera 3str sofa Slthr Bl Pea	18,600
94016100	56101502SD04462	Vespera 2str sofaLH Slthr BlPe	11,850
94016100	56101502SD04463	Vespera 2str sofaRH Slthr BlPe	11,850
94016100	56101502SD04464	Vespera 3str sofaLH Slthr BlPe	15,750
94016100	56101502SD04465	Vespera 3str sofaRH Slthr BlPe	15,750
94016100	56101502SD04472	Vespera 1str sofa Slthr Bl Peb	10,350
94016100	56101502SD04466	Vespera 2str sofa Slthr Bl Peb	14,700
94016100	56101502SD04467	Vespera 3str sofa Slthr Bl Peb	18,600
94016100	56101502SD04468	Vespera 2str sofaLH Slthr BlPb	11,850
94016100	56101502SD04469	Vespera 2str sofaRH Slthr BlPb	11,850
94016100	56101502SD04470	Vespera 3str sofaLH Slthr BlPb	15,750
94016100	56101502SD04471	Vespera 3str sofaRH Slthr BlPb	15,750
	Sofabed		
94016100	56101502SD00899	Transpose SofaBedFabricinBrown	64,471
94016100	56101502SD01680	Attix sofabedfabDarkGrey	70,075
94016100	56101502SD01681	Attix sidestorage DarkGrey	32,884




HSN CODE	LN Code	LN Description	Unit Consumer Basic
94016100	56101502SD01682	Attix armrestfabDarkGrey	8,773
94016100	56101502SD01683	Attix sofabedfabDenim	70,075
94016100	56101502SD01684	Attix sidestorage Denim	32,884
94016100	56101502SD01685	Attix armrestfabDenim	8,773
94016100	56101502SD01691	Cubicon sofabedfabPurple	60,576
94016100	56101502SD04236	CubiconV2 sofabed fab Dark Gr	59,388
	Diwan Cum bed		
94035090	56101502SD01848	Twogether Diwan Bed Dark Waln	45,000
94035090	56101502SD01849	Twogether Diwan Bed Cinmon S	44,000
	RECLINERS MFG		
	RHINE V3		
94016100	56101502SD01806	Rhine V3 1Str Recl SLthr Brown	24,443
94016100	56101502SD01807	Rhine V3 3Str Recl SLthr Brown	58,585
94016100	56101502SD01808	Rhine V3 1Str Recl FbLthr Ca B	24,443
94016100	56101502SD01809	Rhine V3 3Str Recl FbLthr Ca B	58,585
	SUMO V2		
94016100	56101502SD04297	SumoV2 1Str Recl FabLthr Ta Gr	24,793
94016100	56101502SD04298	SumoV2 2Str Recl FabLthr Ta Gr	39,491
94016100	56101502SD04299	SumoV2 3Str Recl FabLthr Ta Gr	56,197
94016100	56101502SD04300	SumoV2 1Str Recl FabLthr Bl Gr	24,793
94016100	56101502SD04301	SumoV2 2Str Recl FabLthr Bl Gr	39,491
94016100	56101502SD04302	SumoV2 3Str Recl FabLthr Bl Gr	56,197
94016100	56101502SD04435	Nurest 1str Recl Slthr Bei Pea	26,700
94016100	56101502SD04436	Nurest 2str Recl Slthr Bei Pea	48,000
94016100	56101502SD04437	Nurest 3str Recl Slthr Bei Pea	61,200
94016100	56101502SD04438	Nurest 1str Recl Fablthr Ta Pe	27,750
94016100	56101502SD04439	Nurest 2str Recl Fablthr Ta Pe	49,600
94016100	56101502SD04440	Nurest 3str Recl Fablthr Ta Pe	63,300
94016100	56101502SD04441	Nurest Rock 1str Recl Fab Ash	25,000
94016100	56101502SD04442	Nurest Rock 1str Recl Fab Came	25,000
94016100	56101502SD04443	Nurest Rock 1str Recl Fab Fore	25,000
	RECLINERS		
94016100	56101502SD01337	Alantra1strreclLeatherBlue	39,401
94016100	56101502SD01338	Alantra3strreclLeatherBlue	92,421
94016100	56101502SD01339	Clermont1strreclLeatherBrn	43,536
94016100	56101502SD01340	Clermont3strreclLeatherBrn	93,213
94016100	56101502SD01396	Nelson1seaterreclinerinfabinDarkBlue	42,470
94016100	56101502SD01397	Mississippi1seaterreclinerinGrey	50,440
94016100	56101502SD01219	REVIVE1STRRECLINERBLU	92,600
94016100	56101502SD01220	REVIVE2STRRECLINERBLU	1,53,500
94016100	56101502SD04225	Alpine 1str Recln Slthr Mist	31,000
94016100	56101502SD04226	Alpine 2str Recln Slthr Mist	53,000
94016100	56101502SD04227	Alpine 3str Recln Slthr Mist	70,500
94016100	56101502SD04224	Volga 1str Recln Plthr Cappucc	64,500
94016100	56101502SD04292	Indus 1str Recln Plthr Burgandy	36,600
94016100	56101502SD04293	Indus 2str Recln Plthr Burgandy	60,000
94016100	56101502SD04294	Indus 3str Recln Plthr Burgandy	80,700
94016100	56101502SD04295	Parana Lshp Recln Plthr G Mist	1,10,000

Sudipta Gh



HSN CODE	LN Code	LN Description	Unit Consumer Basic
94016100	56101502SD04296	Missouri Lshp Recln Plthr O Gn	1,63,000
94016100	56101502SD04424	Elbe 1str Recln Fab Black	24,900
94016100	56101502SD04451	Scout 1str Recln Slthr Black	17,700
94016100	56101502SD04427	Milos 1str Recln Slthr Black	20,100
94016100	56101502SD04452	Milos 1str Recln Slthr cream	20,100
94016100	56101502SD04428	Ebb 1str Recln Fab Black	44,900
94016100	56101502SD04429	Swing 1str Recln Fab Steel Blu	65,800
94016100	56101502SD04445	Spark 1str Recln Fablthr Grani	66,400
94016100	56101502SD04446	Spark 3str Recln Fablthr Grani	1,10,000
94016100	56101502SD04453	Luster Lshp Recln Fablthr Gran	1,63,800
	SofacumBed		
94014000	56101502SD01411	Windsor sofabedFabBrown	38,722
94014000	56101502SD04368	Indulge sofabed Fablthr Brown	54,000
94014000	56101502SD04454	Tranquil sofabed Fab Brown	1,84,000
	Causal Seating		
94014000	56101502SD02179	Orchid Pl 1str sofa SLthr Toff	31,300
94014000	56101502SD02180	Capsule Pl seat ut SLthr Toff	22,300
94014000	56101502SD01413	LiesureWingChairFabGrey	39,625
94014000	56101502SD01996	Catalina Adv Wg chr fab Flora	33,106
94014000	56101502SD01369	AltairPoufFabLightGrey	7,867
94014000	56101502SD01410	Hexa ottoman FabLthr Brown	5,900
	CoffeeTable		
94032090	56121403SD00236	AcuraProCoffeeTableWengu	13,552
94032090	56121403SD00231	AliceProcoffeetableWalnut	16,635
94036000	56121403SD00042	BloomCoffeeTableWalnut	22,718
94017100	56121403SD00034	CaferiaCoffeeTableRed	18,954
94017100	56121403SD00035	CaferiaCoffeeTableBlack	18,954
94038900	56121403SD00235	DualCoffeeTableWengu	12,482
94032090	56121403SD00031	GayleCoffeeTableRed	17,655
94032090	56121403SD00032	GayleCoffeeTableBlack	17,656
94036000	56121403SD00243	Opulent Adv coffee table Biege	39,520
94036000	56121403SD00054	VictoriaCoffeeTableWalnut	15,324
94035090	56121403SD00114	MerakicoffeetableBrow/Beige	16,436
94032090	56121403SD00244	Opulent Adv Pl coffee table Beige	53,409
94032090	56121403SD00150	CynthiaAvdCoffeeTable	33,666
94035090	56121403SD00202	ArborcoffeetableinReminiWalnut	9,999
94035090	56121403SD00203	ArborsidetableinReminiWalnut	7,483
94035090	56121403SD00204	HarmonyLargecoffeetableinReminiWalnut	9,732
94035090	56121403SD00205	HarmonysmallcoffeetableinReminiWalnut	8,582
94035090	56121403SD00206	HarmonysidetableinReminiWalnut	6,688
94035090	56121403SD00210	OsakaScoffeetableinReminiWalnut	9,402
94036000	56121403SD00207	SkylinecoffeetableinBlack	23,732
94036000	56121403SD00226	TransposeV2coffeetableBrown	12,456
94036000	56121403SD00227	TransposeV2coffeetableColarain	12,456
94036000	56121403SD00199	CafferinecoffeetableinWalnut	22,184
94036000	56121403SD00233	Lynetcoffeetableinwalnut	11,930
94036000	56121403SD00232	VestacoffeetableinBrown	12,906
94036000	56121403SD00317	Flicker V2 coffee table Walnut	20,419
94036000	56121403SD00221	Oval XXL Coffee Table Cafe	30,800



HSN CODE	LN Code	LN Description	Unit Consumer Basic
94036000	56121403SD00288	Alita Pro Coffee Table Walnut	11,051
94036000	56121403SD00273	Travit coffee table Re Wal	7,500
94036000	56121403SD00275	Reson coffee table Brown	7,800
94036000	56121403SD00265	Lean coffee table Silver Oak	11,750
94036000	56121403SD00262	Eos coffee table cherry	16,100
94036000	56121403SD00260	Nefer coffee table Black	12,500
94036000	56121403SD00264	Silv coffee table cherry	21,100
94036000	56121403SD00253	Davy coffee table Ce Wal	13,800
94036000	56121403SD00251	Ontar coffee table HG MDF Afy	13,000
94036000	56121403SD00259	Diante coffee table HG MDF Afy	14,350
94036000	56121403SD00255	Luna coffee table HG MDF Gor	9,500
94036000	56121403SD00257	Gracia coffee table HG MDF Par	10,150
94036000	56101516SD00031	Cache Chest of Drawer Walnut	49,058
94036000	56121403SD00250	Tetra 2.0 Coffee Table Walnut	44,463
94036000	56121403SD00249	Forzaa Coffee Table Walnut	60,388
94036000	56121403SD00245	Meld Coffee Table Grey	42,000
94036000	56121403SD00298	Frappe coffee table Black	11,400
94036000	56121403SD00310	Jaxon Comp coffee table Re Wal	8,900
94036000	56121403SD00311	Jaxon Larg coffee table Re Wal	15,600
94036000	56121403SD00312	Milee Coffee DinTbl Gordion	22,050
94036000	56121403SD00313	Milee coffee table Gordion	18,500
94036000	56121403SD00289	Splenda Pro Coffee Table Cappuccino	9,823
94036000	56121403SD00267	Orth coffee table Sonama Oak	8,000
94036000	56121403SD00269	Nebue coffee table Re Walnut	6,700
94036000	56121403SD00271	Nebue S coffee table Re Walnut	9,000
	CornerTable		
94036000	56121403SD00005	BloomCornerTableWalnut	14,793
94036000	56121403SD00065	EdwardCornerTableWalnut	12,528
94032090	56121403SD00062	VegasCornerTableFiberRed	8,350
94032090	56121403SD00061	VegasCornerTableFiberBlack	8,350
94035090	56121403SD00115	MerakicornertableBrown	4,982
94036000	56121403SD00211	OsakacornertableinReminiWalnut	6,033
94036000	56121403SD00208	SkylinecornertableinBlack	9,836
94036000	56121403SD00274	Travit corner table Re Wal	5,200
94036000	56121403SD00276	Reson corner table Brown	6,800
94036000	56121403SD00266	Lean corner table Silver Oak	4,050
94036000	56121403SD00263	Eos corner table cherry	5,400
94036000	56121403SD00261	Nefer corner table Black	3,600
94036000	56121403SD00277	Silv corner table cherry	4,950
94036000	56121403SD00254	Davy corner table Ce Wal	7,850
94036000	56121403SD00252	Ontar corner table HG MDF Afy	4,250
94036000	56121403SD00256	Luna corner table HG MDF Gor	5,100
94036000	56121403SD00258	Gracia corner table HG MDF Par	5,600
94036000	56121403SD00299	Frappe corner table Black	8,500
94036000	56121403SD00314	Milee corner table Gordion	3,000
94036000	56121403SD00316	Jaxon corner table Gordion	2,350
94036000	56121403SD00290	Splenda Pro Corner Table Cappuccino	8,291
94036000	56121403SD00268	Orth corner table Sonama Oak	4,950
94036000	56121403SD00270	Nebue corner table Re Walnut	5,050
94036000	56121403SD00272	Nebue S corner table Re Walnut	7,300
	DisplayUnits		



HSN CODE	LN Code	LN Description	Unit Consumer Basic
94036000	56101505SD00186	DisplayExpoSmallAdvCherry	22,604
94036000	56101505SD00185	DisplayExpoLargeAdvCherry	25,865
94036000	56101505SD00187	DisplayMedUnt1DAdvCherry	21,479
94036000	56101505SD00188	DisplayMedUnt2DAdvCherry	28,339
	TVUnits		
94036000	56101505SD00190	Opulent Adv Media Unit Beige	38,059
94035090	56101505SD00122	MERAKI TVUNIT Brn/Beige	37,675
94035090	56101505SD00123	MERAKI DisplayUnitBr/Beige	28,811
94035090	56101505SD00124	MERAKI BookcaseBrn/Beige	32,505
94035090	56101505SD00125	MERAKI MediaUnitBrn/Beige	37,453
94036000	56101505SD00136	TimberlandProTvUnitWenge	27,328
94036000	56101505SD00142	Meridian MediaUnitBlack	61,360
94036000	56101505SD00205	Celestine V2 TV Unit Wal Oak	29,738
94036000	56101505SD00165	ArenaWallunitinBlack	68,574
94036000	56101505SD00164	GeminiWallunitinWalnut	61,140
94036000	56101505SD00174	ChamberTVUnitinWalnut	41,514
94036000	56101505SD00175	SparkleTVUnitBrown	24,908
94036000	56101505SD00206	Flicker V2 TV Unit Walnut	57,376
94036000	56101505SD00176	Europa TvUnitCinnamn	33,094
94036000	56101505SD00177	Europa DisplayUnitCinnamn	23,954
94036000	56101505SD00178	Europa MediaUnitCinnamn	20,382
94036000	56101505SD00179	SiennaTvUnitCinnW.G	19,436
94036000	56101505SD00180	Sienna DisplayUnitCinnW.G	11,400
94036000	56101505SD00181	Sienna MediaUnitCinnW.G	10,664
94036000	56101505SD00194	SenateTVUnitBrownCr	39,398
94036000	56101505SD00195	SenateDisplayUnitBrownCr	37,822
94036000	56101505SD00196	SenateMediaUnitBrownCr	21,852
94036000	56101505SD00197	AlessaTvUnitBrownWt	31,098
94036000	56101505SD00199	Alessa MediaUnitBrownWt	15,969
94036000	56101505SD00200	AlessaDisplayUnitLHBrownWt	23,428
94036000	56101505SD00201	AlessaDisplayUnitRHBrownWt	23,428
94036000	56101505SD00191	Osiris TvUnitBrownCr	75,118
94036000	56101505SD00192	Osiris DisplayUnitBrownCr	35,615
94036000	56101505SD00193	Osiris MediaUnitBrownCr	24,269
	Occasional Seating		
94016100	56101502SD01879	Orchid 1str sofa fab Dark Grey	42,900

PRICE TERMS:

All prices are ex-works and ex-warehouse at our Branch towns or F.O.R. Wholesale Dealer towns.

GST will be charged extra as prevailing on the date of delivery.

The prices given are maximum prices that can be charged to a customer when the articles are sold in retail.

Wholesale dealers are free to sell at lower prices



OCCASIONAL FURNITURE			
HSN CODE	LN Code	LN Description	Unit Consumer Basic
BEAN BAGS			
94018000	60124513SD00058	BBG Chair+Pouf Cushy Reg Black	5,326
OCCASIONAL			
94036000	56101501SD00074	Tyrion Bar Cabinet Stone Grey	37,280
94036000	56101501SD00073	Waltz Bar Cabinet Antiq Walnut	33,890
94036000	56101507SD00057	Ivar Book Shelf Tawny Brown	29,990
94036000	56101507SD00052	Cubes Pro Book Case Wenge	13,888
SHOE CABINETS			
94032090	56101531SD00060	Step-In V2 Sh C Tex Purple	6,217
94032090	56101531SD00059	Step-In V2 Sh C Tex Moonlit Gr	6,217
94032090	56101531SD00048	Step-In L Shoe Cabinet Tx.Wh	11,340
94032090	56101531SD00049	Step-In XL Shoe Cabinet Tx.Wh	14,045
94036000	56101531SD00051	202M Adv Shoe Cabinet M Bch	8,403
94036000	56101531SD00050	202M Adv Shoe Cabinet F Wen	8,403
94036000	56101531SD00053	203M Adv Shoe Cabinet F Wen	11,371
94036000	56101531SD00054	Waves Adv Shoe Cabinet N Wnut	12,092
94035090	56101531SD00020	Meraki Shoe Cabinet Brown/Beige	17,597
94036000	56101531SD00055	S29 2.0 Shoe Cabinet Fab Grey	21,093
94035090	56101531SD00035	Brogan Tall Shoe Cab Colarian	22,276
94035090	56101531SD00045	Duos Shoe Cbnt Cinn W.G	10,623
94035090	56101531SD00044	Sienna Shoe Cbnt Cinn W.G	13,153
HOME SEATING		HOME SEATING	
94013000	56101522SD01909	Virtue FB Black Black Study	9,096
94013000	56101522SD01910	Virtue LT Black Black Study	9,564
94013000	56101522SD01908	Poise Black Black Study	8,357
94013000	56101522SD04005	Poise Blue Black Chair	8,357
94013000	56101522SD03928	Aircon Ash Grey Leatherette Chair	12,627
94013000	56101522SD03930	Tufty Ash Grey Leatherette Chair	14,011
94013000	56101522SD03927	Aircon Chair Sadle Brown Black	12,802
94013000	56101522SD03929	Tufty Chair Sadle Brown Gen	14,806
94018000	56101522SD04652	Zircon Pnut LC Study Chair Pnt	25,000
94016100	56121506SD00150	Trapeza Easy Chair Orange	23,000
94016100	56101522SD02345	Trapeza Easy Chair Grey	23,000
94016100	56101522SD02413	Curve Easy Chair Black Back	26,000
94016100	56101522SD02412	Curve Easy Chair Natural Back	26,000

SEATING ACCESSORIES

94018000	56112107SD00002	ErgoSit Low Back Support Bk	1,071
----------	-----------------	-----------------------------	-------

PRICE TERMS:

All prices are ex-works and ex-warehouse at our Branch towns or F.O.R. Wholesale Dealer towns.

GST will be charged extra as prevailing on the date of delivery.

The prices given are maximum prices that can be charged to a customer when the articles are sold in retail.

Wholesale dealers are free to sell at lower prices



KIDS ROOM FURNITURE			
HSN CODE	LN Code	LN Description	Unit Consumer Basic
WONDERLAND KIDS ROOM SET			
94035090	56101515SD00495	Wonderland Single Bed Wh.Oak	35,259
94035090	56101719SD00123	Wonderland Bedside Tabl Wh.Oak	8,808
94035090	56101509SD00437	Wonderland 2Dr Wardrobe Wh.Oak	40,550
94035090	56101597SD00061	Wonderland Study Tbl Wh.Oak	17,626
STUDY-CENTRE / COMPUTER TABLES			
94036000	56101597SD00030	Uno Study Tbl Black	6,127
94036000	56121509SD00063	Target 104 Workdesk Dk Walnut	17,630
COMPUTER FURNITURE			
BUDDY (W/o Sliding Plastic KBPT)			
94031010	56121509SD00032	Buddy Computer Table Grey Top - Black U/S	7,815
94031010	56121509SD00033	Buddy Computer Table Beech Top - Black U/S	7,815
CALIBER SERIES			
94036000	56121509SD00051	Caliber 202 Computer Table Black	6,280
94036000	56121509SD00052	Caliber 203 Computer Table Walnut	7,470
COMPANION SERIES			
94036000	56121509SD00073	Companion C2 Adv Com TB Beech	10,790
94036000	56121509SD00074	Companion C9 Adv Com Tb Beech	7,861
94036000	56121509SD00075	Companion C10 Adv Com Tb F Wen	4,297
94036000	56121509SD00076	Companion C11 Adv Com Tb Nwnut	11,078
94036000	56121509SD00077	Companion C13 Adv Com Tb F Wen	9,714
STUDY TABLES			
94036000	56101597SD00072	Genius 207 IN Study Tbl Cherry	18,117
94035090	56101597SD00080	Chocolate V3 Study Tbl Cin	18,313
94035090	56101597SD00023	Floyd Study Tbl Val Oak	10,795
94036000	56101597SD00058	Float Study Tbl Ash Veneer	40,740
94036000	56101597SD00045	Loop Study Desk Natural Ash	34,500
94036000	56101597SD00044	Hood Study Desk Natural Ash	32,200
WORK-DESKS			
94035090	56101597SD00064	Akira Workdesk Cinnamon	13,778
94035090	56101597SD00063	Bay Workdesk Brown	21,399
94035090	56101597SD00060	Adria Study Table Imp. Oak	6,003
94035090	56101597SD00068	Adria Work Desk + Drawer Imperial Oak	8,565
94036000	56101597SD00082	Excella Touch Study Tbl White	20,600
94036000	56101597SD00083	Excella Touch Study Tbl Maple	36,500

PRICE TERMS:

All prices are ex-works and ex-warehouse at our Branch towns or F.O.R. Wholesale Dealer towns.

GST will be charged extra as prevailing on the date of delivery.


The prices given are maximum prices that can be charged to a customer when the articles are sold in retail.




New PLM Codes	DESCRIPTION	Color	Image	HSN Codes	DIMENSIONS (W X D X H) (Only for Reference. Pl see specs while quoting)	Pk t	CONSUMER BASIC
							PL(DSK)-DOS1-PL13A

PREMIUM SUITES



ARRIVE

56101703SD00530	Arrive Main Desk	Comprises of Main Desk , ERU and Pedestal		94033090	3600 x 1080 x 750	1	419841
56101703SD00531	Arrive Back Unit	One unit 1000mm only		94033090	1000 x 480 x 2035	1	65292






JEFFERSON PRESIDENTIAL SUITE (Color: PAMELLO VENEER - PROJECT BOOKING)

56101703SD00035	Jefferson Main Desk RHS	A Premium All Wood Sutie made of Scratch and Stain Resistant Polyester Coated Veneer top with the Main Desk top having a combination of Pamello Veneer and Black		94033090	2400 x 1104 x 735	1	187641
56101703SD00034	Jefferson Main Desk LHS			94033090	2400 x 1104 x 735	1	187641
56101703SD00036	Jefferson ERU LHS			94033090	1400 x 580 x 690	1	96176
56101703SD00037	Jefferson ERU RHS			94033090	1400 x 580 x 690	1	96176
56101703SD00033	Jefferson Back unit			94033090	1860 x 580 x 670	1	147780
56101703SD00038	Jefferson Tower Unit			94033090	1700 x 400 x 1200	1	67857

COEVAL

56101703SD00365	2100L DSK 700D LH RU PDL MDT	Main Desk 2100 mm + 700D LHS Display ERU + Ind. Pedestal		94033090	MD: 2100 x 900 x 750 & ERU: 2020 x 700 x 1850	1	305781
56101703SD00406	2100L DSK 700D RH RU PDL MDT	Main Desk 2100 mm + 700D RHS Display ERU + Ind. Pedestal		94033090	MD: 2100 x 900 x 750 & ERU: 2020 x 700 x 1850	1	305781
56101703SD00369	2400L DSK 700D LH RU PDL MDT	Main Desk 2400 mm + 700D LHS Display ERU + Ind. Pedestal		94033090	MD: 2400 x 1050 x 750 & ERU: 2020 x 700 x 1850	1	321745
56101703SD00370	2400L DSK 700D RH RU PDL MDT	Main Desk 2400 mm + 700D RHS Display ERU + Ind. Pedestal		94033090	MD: 2400 x 1050 x 750 & ERU: 2020 x 700 x 1850	1	321745
56101703SD00407	2100L DSK 550D LH RU MDT	Main Desk 2100 mm + 550D LHS ERU		94033090	MD: 2100 x 900 x 750 & ERU: 1500 x 550 x 750	1	224321
56101703SD00368	2100L DSK 550D RH RU MDT	Main Desk 2100 mm + 550D RHS ERU		94033090	MD: 2100 x 900 x 750 & ERU: 1500 x 550 x 750	1	224321
56101703SD00371	2400L DSK 550D LH RU MDT	Main Desk 2400 mm + 550D LHS ERU		94033090	MD: 2400 x 1050 x 750 & ERU: 1500 x 550 x 750	1	240286
56101703SD00372	2400L DSK 550D RH RU MDT	Main Desk 2400 mm + 550D RHS ERU		94033090	MD: 2400 x 1050 x 750 & ERU: 1500 x 550 x 750	1	240286

Sudipta Ghosh


56101703SD00373	1200L 750H INDVDL LH RTN UNIT	Independent low height return unit LHS		94033090	1200 x 520 x 750	1	112161
56101703SD00374	1200L 750H INDVDL RH RTN UNIT	Independent low height return unit RHS		94033090	1200 x 520 x 750	1	112161
56101703SD00375	1850H 1200W FLAP UP BACK UNIT	Back Unit - Tall Flap Up Storage		94033090	1200 x 520 x 1850	1	148183
56101703SD00376	1850H 1200W DISPLAY BACK UNIT	Back Unit - Tall Display Unit Storage		94033090	1200 x 520 x 1850	1	152276
56101703SD00377	1200H 1200W MED HT BACK UNIT	Back Unit - Medium Ht.		94033090	1200 x 520 x 1200	1	108722
56101703SD00378	1850H 800W WARDROBE UNIT	Wardrobe Unit		94033090	800 x 520 x 1850	1	109704
56101703SD00379	750H 1200W TABLE HT STRG UNIT	Table Height Storage Unit		94033090	1200 x 520 x 750	1	77776

Sudipta Ghosh


IMPRESS							
56101703SD00532	Impress Main Desk	Comprises of Main Desk , ERU and Pedestal		94033090	1800 x 900 x 750	1	89438
56101703SD00533	Impress Back Unit	Back Storage Unit		94033090	2215 x 410 x 2000	1	97663
56101703SD00534	Impress Main Desk	Comprises of Main Desk , ERU and Pedestal		94033090	2400 X 1050 X 750	1	139252
MAESTRO (Oxford Cherry for Desk, ERU, Back Unit and Bookcase & Black for the Joining Top)							
56101703SD00604	Maestro Main Desk	An All Wood Suite with the Laminate Clad Post formed Tops (for Desk, ERU and Back Unit) with the Pigmented Polyurethane Coated Joining Table		94033090	1800 x 900 x 750	1	47797
56101703SD00605	Maestro Joining Table RHS			94033090	1200 X 1050 X 750	1	20522
56101703SD00606	Maestro Joining Table LHS			94033090	1200 X 1050 X 750	1	20522
56101703SD00607	Maestro Mobile Pedestal Oxford Cherry			94033090	400 x 560 x 560	1	26416
56101703SD00608	Maestro Return Desk			94033090	1200 X 600 X 730	1	45674
56101703SD00609	Maestro Bookcase			94033090	790 x 400 x 2200	1	44526
56101703SD00610	Maestro Back Unit Oxford Cherry			94033090	1400 x 470 x 760	1	86338
GRANDEUR							
56101703SD00598	Grandeur 6FT Main Table + ERU LH	Dark Umber		94033090	1800x2100x740	1	111256
56101703SD00599	Grandeur 6FT Main Table + ERU RH	Dark Umber		94033090	1800x2100x740	1	111256
56101703SD00577	Grandeur 8FT Main Table LH	Dark Umber		94033090	2400x900x740	1	124043
56101703SD00578	Grandeur 8FT Main Table RH	Dark Umber		94033090	2400x900x740	1	124043
56101703SD00579	Grandeur 10FT Main Table LH	Dark Umber		94033090	3000x1050x740	1	160053
56101703SD00580	Grandeur 10FT Main Table RH	Dark Umber		94033090	3000x1050x740	1	160053
56101703SD00581	Grandeur 4FT ERU LH	Dark Umber		94033090	1200x450x610	1	34714
56101703SD00582	Grandeur 4FT ERU RH	Dark Umber		94033090	1200x450x610	1	34714
56101703SD00583	Grandeur 5FT ERU LH	Dark Umber		94033090	1500x600x610	1	61023
56101703SD00584	Grandeur 5FT ERU RH	Dark Umber		94033090	1500x600x610	1	61023
56101703SD00585	Grandeur 5FT Height Adjustable ERU LH	Dark Umber - Gas lift price to be added		94033090	1500x600x610	1	70033
56101703SD00586	Grandeur 5FT Height Adjustable ERU RH	Dark Umber - Gas lift price to be added		94033090	1500x600x610	1	70033
56101703SD00587	Grandeur Discussion Table	Dark Umber		94033090	1200x850x740	1	41592
56101703SD00588	Grandeur 8FT Display Mount	Dark Umber		94033090	625x110x1360	1	27964
56101703SD00589	Grandeur 10FT Display Mount	Dark Umber		94033090	625x110x1360	1	28013
56101703SD00590	Grandeur Coffee Table	Dark Umber		94033090	800x800x320	1	35012
56101703SD00591	Grandeur Side Table	Dark Umber		94033090	450x450x370	1	13117
56101703SD00592	Grandeur 4FT Back Unit Body	Pebble Stone		94033090	2400x470x1226	1	44159
56101703SD00593	Grandeur 4FT Back Unit Shutter	Dark Umber		94033090	2400x470x1226	1	65926
56101703SD00594	Grandeur 7FT Back Unit Body	Pebble Stone		94033090	2400x470x1950	1	64637
56101703SD00595	Grandeur 7FT Back Unit Shutter	Dark Umber		94033090	2400x470x1950	1	58851
56101703SD00596	Grandeur 8FT Back Unit Body	Pebble Stone		94033090	2400x470x2325	1	73772
56101703SD00597	Grandeur 8FT Back Unit Shutter	Dark Umber		94033090	2400x470x2325	1	65189
56101703SD00601	Grandeur ERU Gas Lift Leg	Pebble Stone		94033090	NA	1	5466

EXECUTIVE SERIES

ARISTO

CC: - Laminate in Valigny Oak + Black; Membrane in Tobacco Ash + Black

MAIN TABLES

56101703SD00380	ARISTO TBL LH 1200 x 600
56101703SD00356	ARISTO TBL RH 1200 x 600
56101703SD00381	ARISTO TBL LH 1350 x 600
56101703SD00384	ARISTO TBL RH 1350 x 600
56101703SD00382	ARISTO TBL LH 1650 x 750
56101703SD00385	ARISTO TBL RH 1650 x 750
56101703SD00383	ARISTO TBL LH 1800 x 900
56101703SD00386	ARISTO TBL RH 1800 x 900

MAIN TABLES with ERU

56101703SD00411	ARISTO TBL 1650 LH RU 900
56101703SD00412	ARISTO TBL 1650 RH RU 900

MAIN TABLES with ERU attached Pedestal

56101703SD00417	ARISTO TBL 1650 LH RU 1200 PDL
56101703SD00421	ARISTO TBL 1650 RH RU 1200 PDL
56101703SD00418	ARISTO TBL 1800 LH RU 1200 PDL
56101703SD00422	ARISTO TBL 1800 RH RU 1200 PDL
56101703SD00419	ARISTO TBL 2100 LH RU 1200 PDL
56101703SD00423	ARISTO TBL 2100 RH RU 1200 PDL
56101703SD00420	ARISTO TBL 2350 LH RU 1200 PDL
56101703SD00359	ARISTO TBL 2350 RH RU 1200 PDL

BACK UNITS

56101703SD00535	ARISTO BCKUNT 1650W 750H
56101703SD00544	ARISTO BCKUNT 1650W 1100H
56101703SD00553	ARISTO BCKUNT 1650W 1800H
56101703SD00541	ARISTO BCKUNT 1800W 750H
56101703SD00550	ARISTO BCKUNT 1800W 1100H
56101703SD00559	ARISTO BCKUNT 1800W 1800H
56101703SD00538	ARISTO BCKUNT 2350W 750H
56101703SD00547	ARISTO BCKUNT 2350W 1100H
56101703SD00556	ARISTO BCKUNT 2350W 1800H

Aristo, Cignus and Topaz – each with its own unique story to tell is designed keeping in mind a long standing demand to give a similar look and feel for the entire office catering across junior, middle and senior management. Each of the 3 concepts can be offered in various configurations of main desk, return and storage.

	94033090	1200 x 600 x 750	1	14404
	94033090	1200x600x750	1	14404
	94033090	1350x600x750	1	22915
	94033090	1350x600x750	1	22915
	94033090	1650x750x750	1	62362
	94033090	1650x750x750	1	62362
	94033090	1800x900x750	1	68909
	94033090	1800x900x750	1	68909
	94033090	1650x1650x750	1	65521
	94033090	1650x1650x750	1	65521
	94033090	1650x1950x750	1	85604
	94033090	1650x1950x750	1	85604
	94033090	1800x2100x750	1	86913
	94033090	1800x2100x750	1	86913
	94033090	2100x2250x750	1	110483
	94033090	2100x2250x750	1	110483
	94033090	2350x2350x750	1	113102
	94033090	2350x2350x750	1	113102
	94033090	1650x500x750	1	46648
	94033090	1650x500x1100	1	56796
	94033090	1650x500x1800	1	67763
	94033090	1800x500x750	1	46894
	94033090	1800x500x1100	1	57697
	94033090	1800x500x1800	1	68745
	94033090	2350x500x750	1	51722
	94033090	2350x500x1100	1	62116
	94033090	2350x500x1800	1	80857



CIGNUS

CC: - Laminate in Noce Versalis + Frosty White; Membrane in Nova Magnolia + Noce Versalis

MAIN TABLES

56101703SD00387	CIGNUS TBL LH 1200 x 600
56101703SD00357	CIGNUS TBL RH 1200 x 600
56101703SD00388	CIGNUS TBL LH 1350 x 600
56101703SD00391	CIGNUS TBL RH 1350 x 600
56101703SD00389	CIGNUS TBL LH 1650 x 750
56101703SD00392	CIGNUS TBL RH 1650 x 750
56101703SD00390	CIGNUS TBL LH 1800 x 900
56101703SD00393	CIGNUS TBL RH 1800 x 900

MAIN TABLES with ERU

56101703SD00413	CIGNUS TBL 1650 LH RU 900
56101703SD00414	CIGNUS TBL 1650 RH RU 900

MAIN TABLES with ERU attached Pedestal

56101703SD00424	CIGNUS TBL 1650 LH RU 1200 PDL
56101703SD00428	CIGNUS TBL 1650 RH RU 1200 PDL
56101703SD00425	CIGNUS TBL 1800 LH RU 1200 PDL
56101703SD00364	CIGNUS TBL 1800 RH RU 1200 PDL
56101703SD00426	CIGNUS TBL 2100 LH RU 1200 PDL
56101703SD00429	CIGNUS TBL 2100 RH RU 1200 PDL
56101703SD00427	CIGNUS TBL 2350 LH RU 1200 PDL
56101703SD00430	CIGNUS TBL 2350 RH RU 1200 PDL

BACK UNITS

56101703SD00536	CIGNUS BCKUNT 1650W 750H
56101703SD00545	CIGNUS BCKUNT 1650W 1100H
56101703SD00554	CIGNUS BCKUNT 1650W 1800H
56101703SD00542	CIGNUS BCKUNT 1800W 750H
56101703SD00551	CIGNUS BCKUNT 1800W 1100H
56101703SD00560	CIGNUS BCKUNT 1800W 1800H
56101703SD00539	CIGNUS BCKUNT 2350W 750H
56101703SD00548	CIGNUS BCKUNT 2350W 1100H
56101703SD00557	CIGNUS BCKUNT 2350W 1800H

Aristo, Cignus and Topaz – each with its own unique story to tell is designed keeping in mind a long standing demand to give a similar look and feel for the entire office catering across junior, middle and senior management. Each of the 3 concepts can be offered in various configurations of main desk, return and storage.



94033090	1200x600x750	1	15018
94033090	1200x600x750	1	15018
94033090	1350x600x750	1	18005
94033090	1350x600x750	1	18005
94033090	1650x750x750	1	58433
94033090	1650x750x750	1	58433
94033090	1800x900x750	1	63016
94033090	1800x900x750	1	63016
94033090	1650x1650x750	1	64899
94033090	1650x1650x750	1	64899
94033090	1650x1950x750	1	88386
94033090	1650x1950x750	1	88386
94033090	1800x2100x750	1	92478
94033090	1800x2100x750	1	92478
94033090	2100x2250x750	1	95916
94033090	2100x2250x750	1	95916
94033090	2350x2350x750	1	98125
94033090	2350x2350x750	1	98125
94033090	1650x500x750	1	44030
94033090	1650x500x1100	1	53277
94033090	1650x500x1800	1	67812
94033090	1800x500x750	1	46157
94033090	1800x500x1100	1	56224
94033090	1800x500x1800	1	68745
94033090	2350x500x750	1	49922
94033090	2350x500x1100	1	60970
94033090	2350x500x1800	1	81266

TOPAZ

CC: - Laminate in Urban Teak + Frosty White; Membrane in Tiepolo PC and Frosty White

MAIN TABLES

56101703SD00462	TOPAZ TBL LH 1200 x 600
56101703SD00464	TOPAZ TBL RH 1200 x 600
56101703SD00463	TOPAZ TBL LH 1350 x 600
56101703SD00465	TOPAZ TBL RH 1350 x 600
56101703SD00408	TOPAZ TBL LH 1650 x 750
56101703SD00410	TOPAZ TBL RH 1650 x 750
56101703SD00409	TOPAZ TBL LH 1800 x 900
56101703SD00358	TOPAZ TBL RH 1800 x 900

MAIN TABLES with ERU

56101703SD00415	TOPAZ TBL 1650 LH RU 900
56101703SD00416	TOPAZ TBL 1650 RH RU 900

MAIN TABLES with ERU attached Pedestal

56101703SD00431	TOPAZ TBL 1650 LH RU 1200 PDL
56101703SD00435	TOPAZ TBL 1650 RH RU 1200 PDL
56101703SD00432	TOPAZ TBL 1800 LH RU 1200 PDL
56101703SD00436	TOPAZ TBL 1800 RH RU 1200 PDL
56101703SD00433	TOPAZ TBL 2100 LH RU 1200 PDL
56101703SD00360	TOPAZ TBL 2100 RH RU 1200 PDL
56101703SD00434	TOPAZ TBL 2350 LH RU 1200 PDL
56101703SD00437	TOPAZ TBL 2350 RH RU 1200 PDL



BACK UNITS

56101703SD00537	TOPAZ BCKUNT 1650W 750H
56101703SD00546	TOPAZ BCKUNT 1650W 1100H
56101703SD00555	TOPAZ BCKUNT 1650W 1800H
56101703SD00543	TOPAZ BCKUNT 1800W 750H
56101703SD00552	TOPAZ BCKUNT 1800W 1100H
56101703SD00561	TOPAZ BCKUNT 1800W 1800H
56101703SD00540	TOPAZ BCKUNT 2350W 750H
56101703SD00549	TOPAZ BCKUNT 2350W 1100H
56101703SD00558	TOPAZ BCKUNT 2350W 1800H

Aristo, Cignus and Topaz – each with its own unique story to tell is designed keeping in mind a long standing demand to give a similar look and feel for the entire office catering across junior, middle and senior management. Each of the 3 concepts can be offered in various configurations of main desk, return and storage.


	94033090	1200x600x750	1	17595
	94033090	1200x600x750	1	17595
	94033090	1350x600x750	1	21442
	94033090	1350x600x750	1	21442
	94033090	1650x750x750	1	60888
	94033090	1650x750x750	1	60888
	94033090	1800x900x750	1	68581
	94033090	1800x900x750	1	68581
	94033090	1650x1650x750	1	70545
	94033090	1650x1650x750	1	70545
	94033090	1650x1950x750	1	92478
	94033090	1650x1950x750	1	92478
	94033090	1800x2100x750	1	97225
	94033090	1800x2100x750	1	97225
	94033090	2100x2250x750	1	103199
	94033090	2100x2250x750	1	103199
	94033090	2350x2350x750	1	107668
	94033090	2350x2350x750	1	107668
	94033090	1650x450x750	1	44439
	94033090	1650x500x1100	1	57206
	94033090	1650x500x1800	1	68139
	94033090	1800x450x750	1	45012
	94033090	1800x500x1100	1	58106
	94033090	1800x500x1800	1	69154
	94033090	2350x450x750	1	54996
	94033090	2350x500x1100	1	62607
	94033090	2350x500x1800	1	81021

ASCENT

56101703SD00209	ASCENT DESK WITH ERU LHS	Mapple		94033090	Overall: - 2100W x 1600D x 765H (MD: 2100 x 727 x 765 & ERU: 1600 x 500 x 650)	1	53563
56101703SD00210	ASCENT DESK WITH ERU RHS	Mapple		94033090		1	53563





S 1070 / 71 WITH CENTRE DRAWER

56101703SD00051	Table S-1070	Grey / Graphite Grey		94031010	1665 x 900 x 725	1	47573
56101703SD00054		White Cedar / Munshell Grey		94031010		1	47573
56101703SD00055	Table S-1071	Grey / Graphite Grey		94031010	1800 x 900 x 725	1	47870
56101703SD00058		White Cedar / Munshell Grey		94031010		1	47870


FINNESSE



56101703SD00316	Finesse Table-5026 + ERU 3616 LHS	Grey / Grey		94036000	1500 X 750 X 740	1	39802
56101703SD00506		Baverian Beech / Black		94036000	1050 X 450 X 705	1	39802
56101703SD00319	Finesse Table-5026 + ERU 3616 RHS	Grey / Grey		94036000	1500 X 750 X 740	1	39802
56101703SD00510		Baverian Beech / Black		94036000	1050 X 450 X 705	1	39802
56101703SD00313	Finesse Table-4020	Grey / Grey		94036000	1200 x 600 x 740	1	14791
56101703SD00513		Baverian Beech / Black		94036000		1	14791
56101703SD00323	Finesse Table-5630	Grey / Grey		94036000	1650 x 900 x 740	1	27026
56101703SD00511		Baverian Beech / Black		94036000		1	27026
56101703SD00326	Finesse Table-6030	Grey / Grey		94036000	1800 x 900 x 740	1	28883
56101703SD00512		Baverian Beech / Black		94036000		1	28883
56101703SD00304	Finesse ERU-5216 LHS	Grey / Grey		94036000	1550 x 450 x 705	1	15631
56101703SD00507		Baverian Beech / Black		94036000		1	15631
56101703SD00309	Finesse ERU-5216 RHS	Grey / Grey	94036000	1550 x 450 x 705	1	15631	
56101703SD00508		Baverian Beech / Black	94036000		1	15631	
56101530SD01332	Free Standing Ped with Castors for Finesse Table	Texture Black		94031010	646H x 390W x 440D	1	12915
56101530SD01245	Free Standing Ped with Castors for Finesse Table	Cloud Grey		94031010	646H x 390W x 440D	1	12915
56101703SD00310	Finesse HDU-4315	Grey / Grey		94036000	1280 x 425 x 705	1	27022
56101703SD00509		Baverian Beech / Black		94036000		1	27022

MAYFAIR


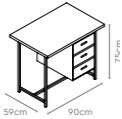
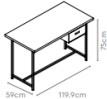
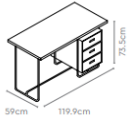
56101703SD00492	Mayfair Main Desk	Malaga Cherry / Clud Grey		94033090	900 x 600 x 750	1	10585
56101703SD00504	Mayfair Main Desk + ERU + Pedestal			94033090	1200 x 600 x 750 900 x 450 x 750 390 x 435 x 529	1	34338
56101703SD00502	Mayfair Main Desk			94033090	1350 x 750 x 750	1	18882
56101703SD00501	Mayfair ERU			94033090	1200 x 450 x 750	1	10232
56101703SD00503	Mayfair Back Unit	Malaga Cherry / Clud Grey		94033090	750 x 425 x 750	1	18498
56101703SD00491	Mayfair Pedestal			94033090	390 x 435 x 529	1	13797



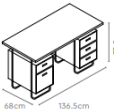
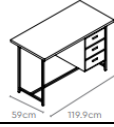
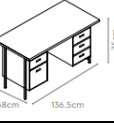
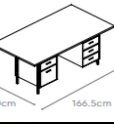


WORK							
56101703SD00575	Work 4020	Maldau Acacia		94033090	1200 x 600 x 740	1	20631
56101703SD00574		Bavarian Beech		94033090		1	20630
56101703SD00576	Work 5026	Maldau Acacia		94033090	1500 x 750 x 740	1	27565
56101703SD00570		Bavarian Beech		94033090		1	27565

TRIDENT							
56101703SD00514	Trident Junior 1 Main Desk	Palau Teak with Frosty White		94033090	1200 x 600 x 743	1	17878
56101703SD00522	Trident Junior 2 Main Desk			94033090	1500 x 750 x 743	1	24087
56101703SD00515	Trident Middle Main Desk with ERU (RHS)			94033090	1650 x 700 x 743 (Main Desk) 1000 x 450 x 743 (ERU)	1	47292
56101703SD00523	Trident Middle Main Desk with ERU (LHS)			94033090	1650 x 700 x 743 (Main Desk) 1000 x 450 x 743 (ERU)	1	47292
56101703SD00524	Trident Senior Main Desk	Nova Magnolia with Palau teak		94033090	1804 x 750 x 750	1	45476
56101703SD00518	Trident Senior Back Unit			94033090	1804 x 450 x 750	1	28327

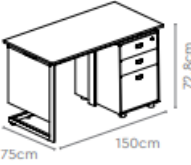
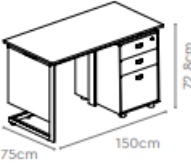

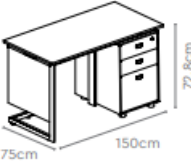

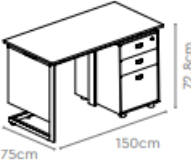
OFFICE DESKS
UNITIZED TABLES - MFG


56101519SD01108	TABLE T-31	N Teak with Tree Mist		94031010	900 X 590 X 750	2	10589
56101519SD01118		Bengali Mango with Sepia Brown		94031010		2	10589
56101519SD01150		Siam Teak with Pebble Stone		94031010		2	10589
56101519SD01119		Greystone Light with Prince Grey		94031010		2	10589
56101519SD01120	TABLE T-32	N Teak with Tree Mist		94031010	900 X 590 X 750	2	14198
56101519SD01121		Bengali Mango with Sepia Brown		94031010		2	14198
56101519SD01151		Siam Teak with Pebble Stone		94031010		2	14198
56101519SD01122		Greystone Light with Prince Grey		94031010		2	14198
56101519SD01115	TABLE T-111	N Teak with Tree Mist		94031010	1199 X 590 X 750	2	13400
56101519SD01135		Bengali Mango with Sepia Brown		94031010		2	13400
56101519SD01149		Siam Teak with Pebble Stone		94031010		2	13400
56101519SD01116		Greystone Light with Prince Grey		94031010		2	13400
56101519SD01152	TABLE T-8	N Teak with Tree Mist		94031010	1199 X 590 X 735	2	15924
56101519SD01123		Bengali Mango with Sepia Brown		94031010		2	15924
56101519SD01153		Siam Teak with Pebble Stone		94031010		2	15924
56101519SD01124		Greystone Light with Prince Grey		94031010		2	15924



56101519SD01125	TABLE T-9	N Teak with Tree Mist		94031010	1365 X 680 X 735	2	25142
56101519SD01126		Bengali Mango with Sepia Brown		94031010		2	25142
56101519SD01154		Siam Teak with Pebble Stone		94031010		2	25142
56101519SD01127		Greystone Light with Prince Grey		94031010		2	25142
56101519SD01105	TABLE T-101	N Teak with Tree Mist		94031010	1199 X 590 X 750	2	17074
56101519SD01107		Bengali Mango with Sepia Brown		94031010		2	17074
56101519SD01146		Siam Teak with Pebble Stone		94031010		2	17074
56101519SD01104		Greystone Light with Prince Grey		94031010		2	17074
56101519SD01109	TABLE T-102	N Teak with Tree Mist		94031010	1365 X 680 X 750	2	25617
56101519SD01110		Bengali Mango with Sepia Brown		94031010		2	25617
56101519SD01147		Siam Teak with Pebble Stone		94031010		2	25617
56101519SD01111		Greystone Light with Prince Grey		94031010		2	25617
56101519SD01112	TABLE T-104	N Teak with Tree Mist		94031010	1665 X 900 X 750	1	31983
56101519SD01113		Bengali Mango with Sepia Brown		94031010		1	31983
56101519SD01148		Siam Teak with Pebble Stone		94031010		1	31983
56101519SD01114		Greystone Light with Prince Grey		94031010		1	31983
56101519SD01128	STYLO	Noce Versailles		94033090	1200 x 600 x 750	1	14778
56101519SD01155		Siam Teak				94033090	1

ENTERPRISE TABLES


56101519SD01179	Entpr 1200 without CPU hanger	Siam Teak with Sepia Brown		94031010	1200 x 600 x 728	2	20357
56101519SD01129		Noce Versailles with Gargoyle		94031010		2	20357
56101519SD01160		Palau Teak with Bond White		94031010		2	20357
56101519SD01156	Entpr 1350 without CPU hanger	Siam Teak with Sepia Brown		94031010	1350 x 750 x 728	2	23998
56101519SD01106		Noce Versailles with Gargoyle		94031010		2	23998
56101519SD01161		Palau Teak with Bond White		94031010		2	23998
56101519SD01178	Entpr 1500 with CPU hanger	Siam Teak with Sepia Brown		94031010	1500 x 750 x 728	1	29028
56101519SD01130		Noce Versailles with Gargoyle		94031010		1	29028
56101519SD01162		Palau Teak with Bond White		94031010		1	29028
56101519SD01157	Entpr 1500 without CPU hanger	Siam Teak with Sepia Brown		94031010	1500 x 750 x 728	1	27176
56101519SD01131		Noce Versailles with Gargoyle		94031010		1	27176
56101519SD01166		Palau Teak with Bond White		94031010		1	27176
56101519SD01158	Entpr 1650 with CPU hanger	Siam Teak with Sepia Brown		94031010	1650 x 900 x 728	1	34380
56101519SD01132		Noce Versailles with Gargoyle		94031010		1	34380
56101519SD01164		Palau Teak with Bond White		94031010		1	34380
56101519SD01159	Entpr 1650 without CPU hanger	Siam Teak with Sepia Brown		94031010	1650 x 900 x 728	1	32507
56101519SD01133		Noce Versailles with Gargoyle		94031010		1	32507
56101519SD01165		Palau Teak with Bond White		94031010		1	32507

UNITIZED T20 TABLE							
56101519SD01249	T 20 GGYL 1200mm 600mm 750mm	GARGOYLE, GARGOYLE		94031010	1200W X 600D X 750H	1	12601
56101519SD01250	T 20 GGYL 1350mm 750mm 750mm	GARGOYLE, GARGOYLE		94031010	1350W X 750D X 750H	1	14063
56101519SD01251	T 20 GGYL 1500mm 600mm 750mm	GARGOYLE, GARGOYLE		94031010	1500W X 600D X 750H	1	14406
56101519SD01252	T 20 GGYL 1500mm 750mm 750mm	GARGOYLE, GARGOYLE		94031010	1500W X 750D X 750H	1	15629
56101519SD01253	T 20 GGYL 1800mm 750mm 750mm	GARGOYLE, GARGOYLE		94031010	1800W X 750D X 750H	1	16113
UNITIZED T22 TABLE							
56101519SD01260	T 22 GGYL 1500mm 600mm 750mm	GARGOYLE, GARGOYLE		94031010	1500W X 600D X 750H	1	18066
56101519SD01255	T 22 GGYL 1500mm 750mm 750mm	GARGOYLE, GARGOYLE		94031010	1500W X 750D X 750H	1	19421
56101519SD01256	T 22 GGYL 1800mm 750mm 750mm	GARGOYLE, GARGOYLE		94031010	1800W X 750D X 750H	1	19907
UNITIZED T25 TABLE							
56101519SD01257	T 25 GGYL 1500mm 600mm 750mm	GARGOYLE, GARGOYLE		94031010	1500W X 600D X 750H	1	23554
56101519SD01258	T 25 GGYL 1500mm 750mm 750mm	GARGOYLE, GARGOYLE		94031010	1500W X 750D X 750H	1	24779
56101519SD01259	T 25 GGYL 1800mm 750mm 750mm	GARGOYLE, GARGOYLE		94031010	1800W X 750D X 750H	1	25262
UNITIZED ALL WOOD PEDESTAL							
56101712SD00036	UNIT WDN PED 3 BBF 400 mm 450 mm	GARGOYLE, GARGOYLE		94031010	400W X 450D X 640H	1	11025
UNITIZED T-22 TABLE WITH ERU							
56101519SD01304	T 22 R Oak 1500mm 600mm 750mm	RIVIERA OAK, GARGOYLE		94031010	1500W X 600D X 750H	1	18066
56101519SD01312	T 22 R Oak 1500mm 750mm 750mm	RIVIERA OAK, GARGOYLE		94031010	1500W X 750D X 750H	1	19421
56101519SD01307	T 22 P Teak 1500mm 600mm 750 mm	PALAU TEAK, BLACK INK		94031010	1500W X 600D X 750H	1	18066
56101519SD01308	T 22 P Teak 1500mm 750mm 750mm	PALAU TEAK, BLACK INK		94031010	1500W X 750D X 750H	1	19421
UNITIZED T-25 TABLE WITH INTEGRATED HDU							
56101519SD01313	T 25 R Oak 1500mm 600mm 750mm	RIVIERA OAK, GARGOYLE		94031010	1500W X 600D X 750H	1	23554
56101519SD01305	T 25 R Oak 1500mm 750mm 750mm	RIVIERA OAK, GARGOYLE		94031010	1500W X 750D X 750H	1	24779
56101519SD01306	T 25 R Oak 1800mm 750mm 750mm	RIVIERA OAK, GARGOYLE		94031010	1800W X 750D X 750H	1	25262
56101519SD01309	T 25 P Teak 1500mm 600mm 750mm	PALAU TEAK, BLACK INK		94031010	1500W X 600D X 750H	1	23554
56101519SD01310	T 25 P Teak 1500mm 750mm 750mm	PALAU TEAK, BLACK INK		94031010	1500W X 750D X 750H	1	24779
56101519SD01311	T 25 P Teak 1800mm 750mm 750mm	PALAU TEAK, BLACK INK		94031010	1800W X 750D X 750H	1	25262

Sudipta Ghosh




ENZO

CC: - BCH-Bav Beech


56101519SD00449	Enzo Table 4020	All wood tables made of Pre laminated Particle boards with various combination of drawer units		94033090	1200 x 600 x 750	1	9131
56101519SD00450	Enzo Table 4525			94033090	1350 x 750 x 750	1	13768
56101519SD00451	Enzo Table 5026			94033090	1500 x 750 x 750	1	18365

CONFERENCE TABLE

Mingle_UNITIZED

56101706SD00314	MINGLE UNITIZED PLT_6 Seater ST	Laminate with Siam Teak color		94033090	2100 X 1150 X 740	1	27426
56101706SD00315	MINGLE UNITIZED PLT_8 Seater ST			94033090	2350 X 1150 X 740	1	31757
56101706SD00316	MINGLE UNITIZED PLT_10 seater ST			94033090	3000 X 1150 X 740	1	40418
56101706SD00317	MINGLE UNITIZED PLT_12 seater ST			94033090	3600 X 1500 X 740	1	53409
56101706SD00318	MINGLE UNITIZED PLT_14 seater ST			94033090	4200 X 1500 X 740	1	76505
56101706SD00319	MINGLE UNITIZED PLT_6 Seater PT	Laminate with Palau Teak color		94033090	2100 X 1150 X 740	1	27426
56101706SD00320	MINGLE UNITIZED PLT_8 Seater PT			94033090	2350 X 1150 X 740	1	31757
56101706SD00321	MINGLE UNITIZED PLT_10 seater PT			94033090	3000 X 1150 X 740	1	40418
56101706SD00322	MINGLE UNITIZED PLT_12 seater PT			94033090	3600 X 1500 X 740	1	53409
56101706SD00323	MINGLE UNITIZED PLT_14 seater PT			94033090	4200 X 1500 X 740	1	76505
56101706SD00324	MINGLE UNITIZED MEM_6 seater TA	MEM offering with Tobacco Ash		94033090	2100 X 1150 X 740	1	40418
56101706SD00325	MINGLE UNITIZED MEM_8 seater TA			94033090	2350 X 1150 X 740	1	46192
56101706SD00326	MINGLE UNITIZED MEM_10 seater TA			94033090	3000 X 1150 X 740	1	61349
56101706SD00327	MINGLE UNITIZED MEM_12 seater TA			94033090	3600 X 1500 X 740	1	107541
56101706SD00328	MINGLE UNITIZED MEM_14 seater TA			94033090	4200 X 1500 X 740	1	116202


Mingle_UNITIZED AV (Project Booking)

56101706SD00339	MINGLE UNITIZED MEM AV_6 seater	AV MEM offering with Tobacco ash		94033090	2100 X 1150 X 740	1	40418
56101706SD00340	MINGLE UNITIZED MEM AV_8 seater			94033090	2350 X 1150 X 740	1	46192
56101706SD00341	MINGLE UNITIZED MEM AV_10 seater			94033090	3000 X 1150 X 740	1	61349
56101706SD00342	MINGLE UNITIZED MEM AV_12 seater			94033090	3600 X 1500 X 740	1	107541
56101706SD00343	MINGLE UNITIZED MEM AV_14 seater			94033090	4200 X 1500 X 740	1	116202


Mingle_MODULAR TABL

56101706SD00348	MINGLE MODULAR PLT_2 STR MAIN	Laminate with Siam Teak & White U/s		94033090	1350 X 600 X 740	1	15878
56101706SD00349	MINGLE MODULAR PLT_2 STR SHARED			94033090	1350 X 600 X 740	1	15878
56101706SD00350	MINGLE MODULAR PLT_2 STR END_LH			94033090	1350 X 600 X 740	1	15878
56101706SD00353	MINGLE MODULAR PLT_2 STR END_RH			94033090	1350 X 600 X 740	1	15878
56101706SD00351	MINGLE MODULAR PLT_1 STR SHARED			94033090	675 X 600 X 740	1	7939
56101706SD00352	MINGLE MODULAR PLT 150 HEAD ST			94033090	1459 X 837 X 740	1	23818
56101706SD00354	MINGLE MODULAR PLT 30 HEAD ST			94033090	760 X 630 X 740	1	7939
56101706SD00355	MINGLE MODULAR PLT 165 HEAD ST			94033090	1509 X 825 X 740	1	23818
56101706SD00356	MINGLE MODULAR PLT 15 HEAD ST			94033090	685 X 622 X 740	1	7939
56101706SD00357	MINGLE MODULAR PLT CORNER 90 ST			94033090	850 X 850 X 740	1	15878




56101706SD00358	MINGLE MODULAR PLT 1800W ST			94033090	1800 X 850 X 740	1	31757		
56101706SD00359	MINGLE MODULAR PLT 2350W ST			94033090	2350 X 850 X 740	1	39696		
56101706SD00361	MINGLE MODULAR PLT_2 STR MAIN	Laminate with Palau Teak & Black U/s		94033090	1350 X 600 X 740	1	15878		
56101706SD00362	MINGLE MODULAR PLT_2 STR SHARED			94033090	1350 X 600 X 740	1	15878		
56101706SD00366	MINGLE MODULAR PLT_2 STR END_LH			94033090	1350 X 600 X 740	1	15878		
56101706SD00364	MINGLE MODULAR PLT_2 STR END_RH			94033090	1350 X 600 X 740	1	15878		
56101706SD00365	MINGLE MODULAR PLT_1 STR SHARED			94033090	675 X 600 X 740	1	7939		
56101706SD00418	MINGLE MODULAR PLT 150 HEAD PT			94033090	1459 X 837 X 740	1	23818		
56101706SD00367	MINGLE MODULAR PLT 30 HEAD PT			94033090	760 X 630 X 740	1	7939		
56101706SD00369	MINGLE MODULAR PLT 165 HEAD PT			94033090	1509 X 825 X 740	1	23818		
56101706SD00372	MINGLE MODULAR PLT 15 HEAD PT			94033090	685 X 622 X 740	1	7939		
56101706SD00373	MINGLE MODULAR PLT CORNER 90 PT			94033090	850 X 850 X 740	1	15878		
56101706SD00374	MINGLE MODULAR PLT 1800W PT			94033090	1800 X 850 X 740	1	31757		
56101706SD00376	MINGLE MODULAR PLT 2350W PT			94033090	2350 X 850 X 740	1	39696		
56101706SD00379	MINGLE MODULAR MEM_2 STR MAIN APC			MEM offering with Amati PC & Black U/s		94033090	1350 X 600 X 740	1	25983
56101706SD00394	MINGLE MODULAR MEM_2 STR SHARED APC					94033090	1350 X 600 X 740	1	25983
56101706SD00395	MINGLE MODULAR MEM_2 STR END_LH APC					94033090	1350 X 600 X 740	1	25983
56101706SD00396	MINGLE MODULAR MEM_2 STR END_RH APC	94033090	1350 X 600 X 740			1	25983		
56101706SD00397	MINGLE MODULAR MEM_1 STR SHARED APC	94033090	675 X 600 X 740			1	12991		
56101706SD00398	MINGLE MODULAR MEM 150 HEAD APC	94033090	1459 X 837 X 740			1	38974		
56101706SD00399	MINGLE MODULAR MEM 30 HEAD APC	94033090	760 X 630 X 740			1	12991		
56101706SD00400	MINGLE MODULAR MEM 165 HEAD APC	94033090	1509 X 825 X 740			1	38974		
56101706SD00401	MINGLE MODULAR MEM 15 HEAD APC	94033090	685 X 622 X 740			1	12991		
56101706SD00403	MINGLE MODULAR MEM CORNER 90	94033090	850 X 850 X 740			1	25983		
56101706SD00404	MINGLE MODULAR MEM 1800W APC	94033090	1800 X 850 X 740			1	51966		
56101706SD00405	MINGLE MODULAR MEM 2350W APC	94033090	2350 X 850 X 740			1	64957		


Modular and Elegance Accessories (Modular Table - Both colors, Elegance - Only Matt Black)

56101706PA00604	Dsk 2wayNamePlate Tex.B.WHITE	Pack of 8		94033090	238 X 55 X 43	1	3609
56101706PA00605	Dsk 2wayNamePlate M.BLACK	Pack of 8		94033090	238 X 55 X 43	1	3609
56101706PA00606	Dsk Mod Doc Shelf M.BLACK	Pack of 8		94033090	352 X 280 X 64	1	4878
56101706PA00607	Dsk Mod Doc Shelf Tex.B.WHITE	Pack of 8		94033090	352 X 280 X 64	1	4878
56101706PA00608	Dsk HDMI Wire Man. M.BLACK	Pack of 8		94033090	272x330x55(wire cover)	1	4544
56101706PA00609	Dsk HDMI Wire Man. Tex.B.WHITE	Pack of 8		94033090	111x49x50	1	4544



Mingle_ELEGANCE AV (Color: Tobacco ash + Orchidea nera supermatt) (Project Booking)

56101706SD00302	ELEGANCE MEM AV_2 STR MAIN TA	MEM Elegance table. Specially designed for AV integration.		94033090	1350 x 710 x 740	1	31152
56101706SD00303	ELEGANCE MEM AV_2 STR SHARED TA			94033090	1350 x 710 x 740	1	31152
56101706SD00304	ELEGANCE MEM AV_2 STR END_LH TA			94033090	1350 x 710 x 740	1	31152
56101706SD00305	ELEGANCE MEM AV_2 STR END_RH TA			94033090	1350 x 710 x 740	1	31152
56101706SD00306	ELEGANCE MEM AV_1 STR SHARED TA			94033090	675 x 710 x 740	1	15576
56101706SD00307	ELEGANCE MEM AV 150 HEAD ONS			94033090	1670 x 843 x 740	1	46728
56101706SD00308	ELEGANCE MEM AV 30 HEAD TA			94033090	815 x 743 x 740	1	15576
56101706SD00309	ELEGANCE MEM AV 165 HEAD ONS			94033090	1726 x 832 x 740	1	46728
56101706SD00310	ELEGANCE MEM AV 15 HEAD TA			94033090	716 x 732 x 740	1	15576
56101706SD00311	ELEGANCE MEM AV CORNER 90 ONS			94033090	959 x 959 x 740	1	31152
56101706SD00312	ELEGANCE MEM AV 1800W ONS			94033090	1800 x 850 x 740	1	62304
56101706SD00313	ELEGANCE MEM AV 2350W ONS			94033090	2350 x 850 x 740	1	77880


Mingle_AV STORAGE

56101706SD00381	MINGLE AV STORAGE_312 ST	Siam Teak		94033090	1745 X 670 X 740	1	47200
56101706SD00382	MINGLE AV STORAGE_112 ST			94033090	583 X 670 X 740	1	19011
56101706SD00383	MINGLE AV STORAGE_312 PT	Palau Teak		94033090	1745 X 670 X 740	1	47200
56101706SD00384	MINGLE AV STORAGE_112 PT			94033090	583 X 670 X 740	1	19011

Mingle_GATHER COMMUNITY TABLE


56101706SD00368	GATHER TWO SIDED_3200X1200_PLT RW	Rimini Walnut color		94033090	3200 X 1200 X 1050	1	67122
56101706SD00370	GATHER TWO SIDED_5000X1200_PLT RW	Rimini Walnut color		94033090	5000 X 1200 X 1050	1	97436
56101706SD00371	GATHER TWO SIDED_3200X1200_MEM NM	Nova Magnolia color		94033090	3200 X 1200 X 1050	1	80259
56101706SD00375	GATHER TWO SIDED_5000X1200_MEM NM			94033090	5000 X 1200 X 1050	1	113315
56101706SD00378	GATHER SINGLE SIDED_2300X800_PLT RW	Rimini Walnut color		94033090	2300 X 800 X 1050	1	34500
56101706SD00380	GATHER SINGLE SIDED_2300X800_MEM NM	Nova Magnolia color		94033090	2300 X 800 X 1050	1	41718

Mingle_VC COLAB


56101706SD00360	COLAB VC HIGH SEATING	COLAB with AV integration - Nova Mognolia color		94033090	2100 X 1200 X 1920	1	108262
56101706SD00363	COLAB VC REGULAR SEATING			94033090	2100 X 1200 X 1640	1	79392




Mingle_POD

56101706SD00344	MINGLE POD PLT PEBBLE _1000X1000 ST	Siam Teak		94033090	1000(Dia) x 740	1	28068
56101706SD00345	MINGLE POD PLT PEBBLE _1150X1150 ST			94033090	1150(Dia) x 740	1	31409
56101706SD00346	MINGLE POD PLT PEBBLE _1000X1000 PT	Palau Teak		94033090	1000(Dia) x 740	1	28068
56101706SD00347	MINGLE POD PLT PEBBLE _1150X1150 PT			94033090	1150(Dia) x 740	1	31409
56101706SD00377	MINGLE POD PLT PEBBLE _1150X1150 GD	Greystone Dark		94033090	1150(Dia) x 740	1	31409
56101706SD00385	MINGLE POD MEM PEBBLE _1000X1000 TA	Tobacco Ash		94033090	1000(Dia) x 740	1	34083
56101706SD00386	MINGLE POD MEM PEBBLE _1150X1150 TA			94033090	1150(Dia) x 740	1	37424
56101706SD00387	MINGLE POD PLT SQUARE _1000X1000 ST	Siam Teak		94033090	1000 x 1000 x 740	1	28068
56101706SD00388	MINGLE POD PLT SQUARE _1150X1150 ST			94033090	1150 x 1150 x 740	1	31409
56101706SD00389	MINGLE POD PLT SQUARE _1000X1000 PT	Palau Teak		94033090	1000 x 1000 x 740	1	28068
56101706SD00390	MINGLE POD PLT SQUARE _1150X1150 PT		94033090	1150 x 1150 x 740	1	31409	
56101706SD00391	MINGLE POD PLT SQUARE _1150X1150 GD	Greystone Dark	94033090	1150 x 1150 x 740	1	31409	
56101706SD00392	MINGLE POD MEM SQUARE _1000X1000 TA	Tobacco Ash	94033090	1000 x 1000 x 740	1	34083	
56101706SD00393	MINGLE POD MEM SQUARE _1150X1150 TA		94033090	1150 x 1150 x 740	1	37424	

TALK VENEER (PROJECT BOOKING)

56101706SD00049	Talk Veneer 6 Seater Boat Convex	Makore		94031010	2100 X 1200 X 750	1	110963
56101706SD00046		Elm		94031010		1	110963
56101706SD00052		White Oak		94031010		1	110963
56101706SD00050	Talk Veneer 8 Seater Boat Convex	Makore		94031010	2400 X 1200 X 750	1	118047
56101706SD00047		Elm		94031010		1	118047
56101706SD00053		White Oak		94031010		1	118047
56101706SD00051	Talk Veneer 8 Seater Elliptical	Makore		94031010	2400 X 1200 X 750	1	118047
56101706SD00048		Elm		94031010		1	118047
56101706SD00054		White Oak		94031010		1	118047


Sudipta Ghosh


56101706SD00059	Talk Veneer 10 Seater Boat Convex	Makore		94031010	3000 X 1200 X 750	1	189802
56101706SD00058		Elm		94031010		1	189802
56101706SD00060		White Oak		94031010		1	189802
56101706SD00069	Talk Veneer 12 Seater Boat Convex	Makore		94031010	3600 X 1200 X 750	1	198434
56101706SD00067		Elm		94031010		1	198434
56101706SD00071		White Oak		94031010		1	198434
56101706SD00070	Talk Veneer 14 Seater Boat Convex	Makore		94031010	4200 X 1200 X 750	1	226840
56101706SD00068		Elm		94031010		1	226840
56101706SD00072		White Oak		94031010		1	226840

CONCLAVE


56101706SD00208	CONCLVE 8 B.CONV 1200D		94033090	2400 x 1200 x 750	1	137994
56101706SD00209	CONCLVE 8 B.CONV 1500D		94033090	2400 x 1500 x 750	1	156592
56101706SD00213	CONCLVE 10 B.CONV 1500D		94033090	3200 x 1500 x 750	1	215792
56101706SD00212	CONCLVE 10 B.CONV 1200D		94033090	3200 x 1200 x 750	1	195569
56101706SD00215	CONCLVE 12 B.CONV 1200D		94033090	4000 x 1200 x 750	1	234303
56101706SD00216	CONCLVE 12 B.CONV 1500D		94033090	4000 x 1500 x 750	1	259844
56101706SD00219	CONCLVE 14 B.CONV 1200D		94033090	4800 x 1200 x 750	1	257780
56101706SD00221	CONCLVE 14 B.CONV 1500D		94033090	4800 x 1500 x 750	1	286490

FLEXMEET - PLUG AND PLAY TABLES


56101519SD01291	DOUBLE SEATER RECTA 1650W	MALAGA CHERRY, WARM GREY		94031010	1650 X 600 X 770	1	27510
56101519SD01292	HALF PEBBLE 1500W	MALAGA CHERRY, WARM GREY		94031010	1500 X 665 X 770	1	28875
56101519SD01293	HALF PEBBLE 1890W	MALAGA CHERRY, WARM GREY		94031010	1890 X 665 X 770	1	29610
56101519SD01294	HEAD MODULE 1500W	MALAGA CHERRY, WARM GREY		94031010	1500 X 780 X 770	1	29243
56101519SD01295	WIRE RISER AND POWER CORD	N.A		94031010	N.A.	1	1418

ORION

DISCUSSION TABLE CIRCULAR

56101519SD01169	DISCUSSION 750 CIRCULAR	Kitami Elm with Texture Bond White		94033090	750 Dia x 733 H	1	17378
56101519SD01170	DISCUSSION 900 CIRCULAR			94033090	900 Dia x 733 H	1	18618
56101519SD01171	DISCUSSION 1050 CIRCULAR			94033090	1050 Dia x 733 H	1	18972
56101519SD01182	DISCUSSION 750 CIRCULAR	Diamond with Texture Bond White		94033090	750 Dia x 733 H	1	17378
56101519SD01183	DISCUSSION 900 CIRCULAR			94033090	900 Dia x 733 H	1	18618
56101519SD01184	DISCUSSION 1050 CIRCULAR			94033090	1050 Dia x 733 H	1	18972




DISCUSSION TABLE SQUARE

56101519SD01180	DISCUSSION 750 SQUARE	Diamond with Texture Bond White		94033090	750 x 750 x 733	1	19011
56101519SD01181	DISCUSSION 1050 SQUARE			94033090	1050 x 1050 x 733	1	21678
56101519SD01134	DISCUSSION 750 SQUARE	Kitami Elm with Texture Bond White		94033090	750 x 750 x 733	1	19011
56101519SD01168	DISCUSSION 1050 SQUARE			94033090	1050 x 1050 x 733	1	21678

CAFETERIA TABLES

CAFEPOD

CC:-For PU Coated tops: - RED: - Red, YLW-Yellow, ORG-Orange, WIN-Wine, BEG-Beige. For Rubberwood Tops: - NAT-Natural, WNG: - Wenge / Profile: - CC: -Concave-Convex, CS: -





56101519SD00142	Café Pod with MDF top PU Coated	Beige / Concave - Convex		94031010	800 x 800 x 745	1	23020
56101519SD00143		Beige / Concave Straight		94031010		1	23020
56101519SD00144		Orange / Concave - Convex		94031010		1	23020
56101519SD00145		Orange / Concave Straight		94031010		1	23020
56101519SD00146		Red / Concave - Convex		94031010		1	23020
56101519SD00147		Red / Concave Straight		94031010		1	23020
56101519SD00148		Wine / Concave - Convex		94031010		1	23020
56101519SD00149		Wine / Concave Straight		94031010		1	23020
56101519SD00150		Yellow / Concave - Convex		94031010		1	23020
56101519SD00151		Yellow / Concave Straight		94031010		1	23020
56101519SD00152		Café Pod with Rubberwood Top PU Coated		Natural / Concave - Convex			94031010
56101519SD00153	Natural / Concave Straight		94031010	1	21803		
56101519SD00154	Wenge / Concave - Convex		94031010	1	21803		
56101519SD00155	Wenge / Concave Straight		94031010	1	21803		
56101519SD00156	Café Pod with SS Top			94031010	800 x 800 x 742.5	1	28299

FLIP Nxt

56101519SD01035	FLIP TBL MEM 1800W_750D FR OK	Ferrera Oak		94029010	1800 x 750 x 750	1	25709
56101519SD01036	FLIP TBL MEM 1650W_750D FR OK			94029010	1650 x 750 x 750	1	25203
56101519SD01037	FLIP TBL MEM 1500W_750D FR OK			94029010	1500 x 750 x 750	1	24482
56101519SD01038	FLIP TBL MEM 1350W_600D FR OK			94029010	1350 x 600 x 750	1	21667
56101519SD01039	FLIP TBL MEM 1200W_600D FR OK			94029010	1200 x 600 x 750	1	21176
56101519SD01040	FLIP TBL PU 1800W_750D GRN MT	Green		94029010	1800 x 750 x 750	1	25709
56101519SD01041	FLIP TBL PU 1650W_750D GRN MT			94029010	1650 x 750 x 750	1	25203
56101519SD01042	FLIP TBL PU 1500W_750D GRN MT			94029010	1500 x 750 x 750	1	24482
56101519SD01043	FLIP TBL PU 1350W_600D GRN MT			94029010	1350 x 600 x 750	1	21667
56101519SD01044	FLIP TBL PU 1200W_600D GRN MT			94029010	1200 x 600 x 750	1	21176
56101519SD01045	FLIP TBL PU 1800W_750D RAL WH	RAL White		94029010	1800 x 750 x 750	1	25709
56101519SD01046	FLIP TBL PU 1650W_750D RAL WH			94029010	1650 x 750 x 750	1	25203
56101519SD01047	FLIP TBL PU 1500W_750D RAL WH			94029010	1500 x 750 x 750	1	24482
56101519SD01048	FLIP TBL PU 1350W_600D RAL WH			94029010	1350 x 600 x 750	1	21667
56101519SD01049	FLIP TBL PU 1200W_600D RAL WH			94029010	1200 x 600 x 750	1	21176


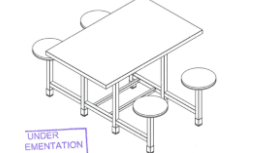


TIME OUT

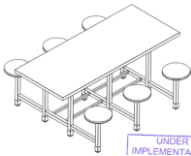
56101519SD00570	Time Out 4 Seater PU Coated	Lime Green		94031010	1135 x 1175 x 750	1	22355
56101519SD01478		Sunshine Yellow		94031010		1	22355
56101519SD00569		Lagoon Blue		94031010		1	22355
56101519SD00573	Time Out 6 Seater PU Coated	Lime Green		94031010	1734 x 1175 x 750	1	32619
56101519SD01479		Sunshine Yellow		94031010		1	32619
56101519SD00572		Lagoon Blue		94031010		1	32619
56101519SD00576	Time Out 8 Seater PU Coated	Lime Green		94031010	2329 x 1175 x 750	1	43158
56101519SD01480		Sunshine Yellow		94031010		1	43158
56101519SD00575		Lagoon Blue		94031010		1	43158
56101519SD00167	Time Out 4 Seater Membrane	Walnut		94031010	1135 x 1175 x 750	1	31400
56101519SD00169	Time Out 6 Seater Membrane	Walnut		94031010	1734 x 1175 x 750	1	40650
56101519SD00171	Time Out 8 Seater Membrane	Walnut		94031010	2329 x 1175 x 750	1	50200

CANTINA


CC: - SS Top and Stools shall be offered in S/G Siemens Grey 9000617 (Semi Glossy Finish, Nerocoat);RS-Red Seat;GS;Green Seat;YS-Yellow Seat

56101519SD00361	Cantina Table with SS top and Red Merit chair	Red / Yellow / Green Colour Seat		94031010	1180 x 1492 x 750	1	37471
56101519SD00360	Cantina Table with SS top and Green Merit chair			94031010	1180 x 1492 x 750	1	37471
56101519SD00359	Cantina Table with SS top and Yellow Merit chair			94031010	1180 x 1492 x 750	1	37471
56101519SD01365	Cantina Table with SS Top and SS Stools 4 - Seater	SS top and MS Powder coated Understructure		94031010	1200 x 1557 x 750	1	40362

Sudipta Ghosh


56101519SD01365	Cantina Table with SS Top and SS Stools - 6 - Seater	SS top and MS Powder coated Understructure		94031010	1800 x 1557 x 750	1	58939
-----------------	--	--	---	----------	-------------------	---	-------

RELISH

56101519SD00484	Relish Table with SS top 1200W	Sleek and functional canteen table with SS top and MS Powder coated Understructure		94031010	1180 x 460 x 750	1	19412
56101519SD00485	Relish Table with SS top 1200W			94031010	1180 x 750 x 750	1	25937

PEP UP

POD TYPE

56101519SD01371	POD TYPE US (WPC) RECT TOP 1200X800	US - Black / Top - Pine		94031010	1200 x 800 x 763	1	28500
56101519SD01372	POD TYPE US (WPC) RECT TOP 1200X800	US - Black / Top - Blanc White		94031010	1200 x 800 x 763	1	28500
56101519SD01449	POD TYPE US (WPC) RECT TOP 1200X800	US - Sugar White / Top - Kromy Roughe		94031010	1200 x 800 x 763	1	28500
56101519SD01375	POD TYPE US (PU) RECT TOP 1200X800	US - Black Ink / Top - Ral 6011 Green		94031010	1200 x 800 x 756	1	20000
56101519SD01376	POD TYPE US(PU) RECT TOP 1200X800	US - Black Ink / Top - Ral 1020 Yellow		94031010	1200 x 800 x 756	1	20000
56101519SD01451	POD TYPE US (PU) RECT TOP 1200X800	US - Black Ink / Top - Ral 3013 Red		94031010	1200 x 800 x 756	1	20000
56101519SD01378	POD TYPE US (WPC) ROUND TOP DIA 800	US - Black / Top - Pine		94031010	800 dia x 743	1	18500
56101519SD01379	POD TYPE US (WPC) ROUND TOP DIA 800	US - Black / Top - Blanc White		94031010	800 dia x 743	1	18500
56101519SD01453	POD TYPE US (WPC) ROUND TOP DIA 800	US - Sugar White / Top - Kromy Roughe		94031010	800 dia x 743	1	18500
56101519SD01383	POD TYPE US (WPC) SQUARE TOP 800X800	US - Black / Top - Pine		94031010	800 x 800 x 763	1	23500
56101519SD01384	POD TYPE US (WPC) SQUARE TOP 800X800	US - Black / Top - Blanc White		94031010	800 x 800 x 763	1	23500
56101519SD01455	POD TYPE US (WPC) SQUARE TOP 800X800	US - Sugar White / Top - Kromy Roughe		94031010	800 x 800 x 763	1	23500
56101519SD01387	POD TYPE US (PU) SQUARE TOP 800X800	US - Black Ink / Top - Ral 6011 Green	94031010	800 x 800 x 756	1	16000	

Sudipta Ghosh


56101519SD01388	POD TYPE US (PU) SQUARE TOP 800X800	US - Black Ink / Top - Ral 1020 Yellow
56101519SD01389	POD TYPE US (PU) SQUARE TOP 800X800	US - Black Ink / Top - Ral 3013 Red
56101519SD01391	HIGH POD TYPE US (WPC) ROUND TOP DIA 800	US - Black / Top - Pine
56101519SD01462	HIGH POD TYPE US (WPC) ROUND TOP DIA 800	US - Black / Top - Blanc White
56101519SD01458	HIGH POD TYPE US (WPC) ROUND TOP DIA 800	US - Sugar White / Top - Kromy Roughe
56101519SD01395	HIGH POD TYPE US (WPC) SQUARE TOP 800X800	US - Black / Top - Pine
56101519SD01396	HIGH POD TYPE US (WPC) SQUARE TOP 800X800	US - Black / Top - Blanc White
56101519SD01464	HIGH POD TYPE US (WPC) SQUARE TOP 800X800	US - Sugar White / Top - Kromy Roughe
56101519SD01399	HIGH POD TYPE US (PU) SQUARE TOP 800X800	US - Black Ink / Top - Ral 6011 Green
56101519SD01400	HIGH POD TYPE US (PU) SQUARE TOP 800X800	US - Black Ink / Top - Ral 1020 Yellow
56101519SD01401	HIGH POD TYPE US (PU) SQUARE TOP 800X800	US - Black Ink / Top - Ral 3013 Red



94031010	800 x 800 x 756	1	16000
94031010	800 x 800 x 756	1	16000
94031010	800 dia x 1028	1	19500
94031010	800 dia x 1028	1	19500
94031010	800 dia x 1028	1	19500
94031010	800 x 800 x 1043	1	24500
94031010	800 x 800 x 1043	1	24500
94031010	800 x 800 x 1043	1	24500
94031010	800 x 800 x 1036	1	17000
94031010	800 x 800 x 1036	1	17000
94031010	800 x 800 x 1036	1	17000


ROD TYPE

56101519SD01402	ROD TYPE 740H US (PU) ROUND TOP DIA 800	US - Black Ink / Top - Ral 6011 Green
56101519SD01403	ROD TYPE 740H US (PU) ROUND TOP DIA 800	US - Black Ink / Top - Ral 1020 Yellow
56101519SD01404	ROD TYPE 740H US (PU) ROUND TOP DIA 800	US - Black Ink / Top - Ral 3013 Red
56101519SD01405	ROD TYPE 740H US (WPC) ROUND TOP DIA 800	US - Black Ink / Top - Indiana
56101519SD01406	ROD TYPE 740H US (WPC) ROUND TOP DIA 800	US - Black Ink / Top - Blanc White
56101519SD01407	ROD TYPE 1020H US (PU) ROUND TOP DIA 800	US - Black Ink / Top - Ral 6011 Green
56101519SD01408	ROD TYPE 1020H US (PU) ROUND TOP DIA 800	US - Black Ink / Top - Ral 1020 Yellow
56101519SD01409	ROD TYPE 1020H US (PU) ROUND TOP DIA 800	US - Black Ink / Top - Ral 3013 Red
56101519SD01410	ROD TYPE 1020H US (WPC) ROUND TOP DIA 800	US - Black Ink / Top - Indiana



94031010	800 dia x 754	1	12500
94031010	800 dia x 754	1	12500
94031010	800 dia x 754	1	12500
94031010	800 dia x 746	1	15500
94031010	800 dia x 746	1	15500
94031010	800 dia x 1035	1	13500
94031010	800 dia x 1035	1	13500
94031010	800 dia x 1035	1	13500
94031010	800 dia x 1032	1	16500

56101519SD01411	ROD TYPE 1020H US (WPC) ROUND TOP DIA 800	US - Black Ink / Top - Blanc White		94031010	800 dia x 1032	1	16500	
4 LEG TYPE								
56101519SD01412	CAFETERIA TABLE 4 LEGGED HDHMR 900X900	US - White / Top - Warm Grey		94031010	900 x 900 x 750	1	12500	
56101519SD01413	CAFETERIA TABLE 4 LEGGED HDHMR 900X900	US - White / Top - Red Soil		94031010	900 x 900 x 750	1	12500	
56101519SD01419	CAFETERIA TABLE 4 LEGGED HDHMR 900X900	US - Black Ink / Top - Red Soil		94031010	900 x 900 x 750	1	12500	
56101519SD01420	CAFETERIA TABLE 4 LEGGED HDHMR 900X900	US - Black Ink / Top - Riviera Oak		94031010	900 x 900 x 750	1	12500	
56101519SD01424	CAFETERIA TABLE 4 LEGGED HDHMR 1800X900	US - White / Top - Warm Grey		94031010	1800 x 900 x 750	1	15500	
56101519SD01425	CAFETERIA TABLE 4 LEGGED HDHMR 1800X900	US - White / Top - Red Soil		94031010	1800 x 900 x 750	1	15500	
56101519SD01431	CAFETERIA TABLE 4 LEGGED HDHMR 1800X900	US - Black Ink / Top - Red Soil		94031010	1800 x 900 x 750	1	15500	
56101519SD01432	CAFETERIA TABLE 4 LEGGED HDHMR 1800X900	US - Black Ink / Top - Riviera Oak		94031010	1800 x 900 x 750	1	15500	
56101519SD01436	CAFETERIA TABLE 4 LEGGED HDHMR 2400X900	US - White / Top - Warm Grey		94031010	2400 x 900 x 750	1	17500	
56101519SD01437	CAFETERIA TABLE 4 LEGGED HDHMR 2400X900	US - White / Top - Red Soil		94031010	2400 x 900 x 750	1	17500	
56101519SD01443	CAFETERIA TABLE 4 LEGGED HDHMR 2400X900	US - Black Ink / Top - Red Soil		94031010	2400 x 900 x 750	1	17500	
56101519SD01444	CAFETERIA TABLE 4 LEGGED HDHMR 2400X900	US - Black Ink / Top - Riviera Oak		94031010	2400 x 900 x 750	1	17500	
56101519SD01415	CAFETERIA TABLE 4 LEGGED PU 900X900	US - White / Top - Ral 3013 Red			94031010	900 x 900 x 750	1	15000
56101519SD01421	CAFETERIA TABLE 4 LEGGED PU 900X900	US - Black / Top - Ral 3013 Red	94031010		900 x 900 x 750	1	15000	
56101519SD01422	CAFETERIA TABLE 4 LEGGED PU 900X900	US - Black Ink / Top - Ral 6011 Green	94031010		900 x 900 x 750	1	15000	
56101519SD01423	CAFETERIA TABLE 4 LEGGED PU 900X900	US - Black Ink / Top - Ral 1020 Yellow	94031010		900 x 900 x 750	1	15000	
56101519SD01427	CAFETERIA TABLE 4 LEGGED PU 1800X900	US - White / Top - Ral 3013 Red	94031010		1800 x 900 x 750	1	22000	
56101519SD01433	CAFETERIA TABLE 4 LEGGED PU 1800X900	US - Black / Top - Ral 3013 Red	94031010		1800 x 900 x 750	1	22000	
56101519SD01434	CAFETERIA TABLE 4 LEGGED PU 1800X900	US - Black Ink / Top - Ral 6011 Green	94031010		1800 x 900 x 750	1	22000	
								

56101519SD01435	CAFETERIA TABLE 4 LEGGED PU 1800X900	US - Black Ink / Top - Ral 1020 Yellow		94031010	1800 x 900 x 750	1	22000
56101519SD01439	CAFETERIA TABLE 4 LEGGED PU 2400X900	US - White / Top - Ral 3013 Red		94031010	2400 x 900 x 750	1	25000
56101519SD01445	CAFETERIA TABLE 4 LEGGED PU 2400X900	US - Black / Top - Ral 3013 Red		94031010	2400 x 900 x 750	1	25000
56101519SD01446	CAFETERIA TABLE 4 LEGGED PU 2400X900	US - Black Ink / Top - Ral 6011 Green		94031010	2400 x 900 x 750	1	25000
56101519SD01447	CAFETERIA TABLE 4 LEGGED PU 2400X900	US - Black Ink / Top - Ral 1020 Yellow		94031010	2400 x 900 x 750	1	25000


MULTIPURPOSE TABLES

INSIGHT

56101519SD01095	Insight 900W	Malaga Cherry with Tex Bond White		94031010	900 X 900 X 740	1	9986
56101519SD01097		Sugar White with Platinum Silver		94031010		1	9986
56101519SD01096		Diamond with Pebble Stone		94031010		1	9986
56101519SD01098	Insight 1665W	Malaga Cherry with Tex Bond White		94031010	1665 X 900 X 740	1	13812
56101519SD01100		Sugar White with Platinum Silver		94031010		1	13812
56101519SD01099		Diamond with Pebble Stone	94031010	1		13812	
56101519SD01101	Insight 1800W	Malaga Cherry with Tex Bond White	94031010	1800 X 900 X 740	1	15141	
56101519SD01103		Sugar White with Platinum Silver	94031010		1	15141	
56101519SD01102		Diamond with Pebble Stone	94031010		1	15141	


RECEPTION TABLE


REFLECTION RECEPTION DESK

56101519SD01281	8' W L-SHAPED DESK	RIVIERA QAK, GREYSTONE DARK		94033090	2400W X 1770D X 740H	1	81900
56101519SD01282	8' W LINEAR DESK	RIVIERA QAK, GREYSTONE DARK		94033090	2400W X 725D X 740H	1	65100
56101519SD01283	5' W LINEAR DESK	RIVIERA QAK, GREYSTONE DARK		94033090	1500W X 725D X 740H	1	51450



EDUCATION FURNITURE

MERIT


56121506SD00183	Merit 1 Seater LHS	Highland Pine top and Mystical Green Seat Shell		94031010	594 x 1051 x 725.5	2	12745
56121506SD00157		Viking Teak Top and Sunshine Yellow Seat Shell		94031010		2	12745
56121506SD00184	Merit 1 Seater RHS	Highland Pine top and Mystical Green Seat Shell		94031010	594 x 1051 x 725.5	2	12745

56121506SD00159	Merit 1 Seater RHS	Viking Teak Top ans Sunshine Yellow Seat Shell		94031010	594 x 1051 x 725.5	2	12745
56121506SD00161	Merit 2 Seater	Highland Pine top and Mystical Green Seat Shell		94031010	1200 x 1051 x 725.5	2	20506
56121506SD00185		Viking Teak Top ans Sunshine Yellow Seat Shell		94031010		2	20506





SCHOLAR

56121506SD00313	Scholar 1048W Desk Cum Bench	Cloud Grey / Black		94031010	1048 x 895 x 750	2	10494
56121506SD00314		Red Soil / Warrm Grey		94031010		2	10494
56121506SD00309	Scholar 1500W Desk Cum Bench	Cloud Grey / Black		94031010	1500 * 895 * 750	2	15194
56121506SD00310		Red Soil / Warrm Grey	94031010	2		15194	
56121506SD00311	Scholar 1800W Desk Cum Bench	Cloud Grey / Black	94031010	1800 x 895 x 750	2	16678	
56121506SD00312		Red Soil / Warrm Grey	94031010		2	16678	
56121506SD00319	Green Scholar 1048W Desk Cum Bench	Cloud Grey / Black		94031010	1048 x 895 x 750	2	11784
56121506SD00320		Red Soil / Warrm Grey		94031010		2	11784
56121506SD00317	Green Scholar 1500 W Desk Cum Bench	Cloud Grey / Black		94031010	1500 * 895 * 750	2	18620
56121506SD00318		Red Soil / Warrm Grey	94031010	2		18620	
56121506SD00315	Green Scholar 1800W Desk Cum Bench	Cloud Grey / Black	94031010	1800 x 895 x 750	2	20039	
56121506SD00316		Red Soil / Warrm Grey	94031010		2	20039	


GENII

56121506SD00228	Genii 1strFR+RR PLT SM2	Red Soil Top with Texture Bond White		94031010	620 x 990 x 537	2	6350
56121506SD00223	Genii 1strMid PLT SM2			94031010	620 x 900 x 537	2	4956
56121506SD00224	Genii 1strFR+RR PLT SM3			94031010	620x1025x587	2	6836
56121506SD00225	Genii 1strMid PLT SM3			94031010	620x795x587	2	5380
56121506SD00226	Genii 1strFR+RR PLT SM4			94031010	620x1060x647	2	6945
56121506SD00227	Genii 1strMid PLT SM4			94031010	620x795x647	2	5490
56121506SD00206	Genii 1strFR+RR PLT Choco SM5	Choco with Textre Bond White		94031010	620x1095x707	2	7110
56121506SD00066	Genii 1strMid PLT Choco SM5			94031010	620x795x707	2	5620
56121506SD00208	Genii 1strFR+RR PLT Choco SM6			94031010	620 x 1130 x 757	2	7363
56121506SD00209	Genii 1strMid PLT Choco SM6			94031010	620 x 984 x 757	2	6047
56121506SD00233	Genii 2strFR+RR PLT SM2			94031010	840 x 990 x 537	2	8813




56121506SD00234	Genii 2strMidPLT SM2	Red Soil Top with Texture Bond White		94031010	840 x 900 x 537	2	6581
56121506SD00229	Genii 2strFR+RR PLT SM3			94031010	940x1025x587	2	9197
56121506SD00230	Genii 2strMidPLT SM3			94031010	940x795x587	2	6996
56121506SD00231	Genii 2strFR+RR PLT SM4			94031010	1040x1060x647	2	9793
56121506SD00232	Genii 2str Mid PLT SM4			94031010	1040x795x647	2	7517
56121506SD00071	Genii 2str FR+RR PLT Choco SM5	Choco with Texture Bond White		94031010	1140x1095x707	2	10366
56121506SD00072	Genii 2str Mid PLT Choco SM5			94031010	1140x795x707	2	7989
56121506SD00169	Genii 2strFR+RR PLT Choco SM6			94031010	1240 x 1130 x 757	2	10808
56121506SD00172	Genii 2str Mid PLT Choco SM6			94031010	1240 x 984 x 757	2	8455
56121506SD00239	Genii 3str FR+RR PLT SM2			Red Soil Top with Texture Bond White		94031010	1240 x 990 x 537
56121506SD00240	Genii 3str Mid PLT SM2	94031010	1240 x 900 x 537			2	9144
56121506SD00235	Genii 3str FR+RR PLT SM3	94031010	1390x1025x587			2	12032
56121506SD00236	Genii 3str Mid PLT SM3	94031010	1390x795x587			2	9520
56121506SD00237	Genii 3str FR+RR PLT SM4	94031010	1540x1060x647			2	12824
56121506SD00238	Genii 3str Mid PLT SM4	Choco with Texture Bond White		94031010	1540x795x647	2	10200
56121506SD00077	Genii 3str FR+RR PLT Choco SM5			94031010	1690x1095x707	2	13670
56121506SD00078	Genii 3str Mid PLT Choco SM5			94031010	1690x795x707	2	10917
56121506SD00170	Genii 3str FR+RR PLT Choco SM6			94031010	1840 x 1130 x 757	2	14078
56121506SD00171	Genii 3str Mid PLT Choco SM6			94031010	1840 x 984 x 757	2	11372

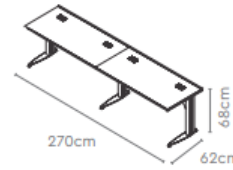
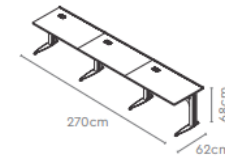
CHAMP

56121506SD00278	Champ Independent table 4 feet wide	Siam Teak with Cloud Grey		94031010	1200 x 600 x 745	1	8980
56121506SD00277	Champ Independent table 3 feet wide	Siam Teak with Cloud Grey		94031010	900 x 600 x 745	1	8094
56121506SD00271	Champ Pedestal DUCN104 on glides	Cloud Grey		94031010	355.5W x 559D	1	6987
56121506SD00281	Champ Pedestal HDU on glides	Cloud Grey		94031010	355.5W x 559D	1	6366
56121506SD00272	Champ Fabric Pin-up Board 3 feet	Boysenberry		94031010	895.2W X 452.4H	1	3015
56121506SD00291	Champ Fabric Pin-up Board 4 feet	Boysenberry		94031010	1195.2 x 452.4H	1	3294
56121506SD00273	Champ Magnetic White Board 3 feet			94031010	895.2W X 452.4H	1	2647
56121506SD00274	Champ Magnetic White Board 4 feet			94031010	1195.2 x 452.4H	1	3024
56121506SD00275	Champ Overhead storage unit –3feet	Cloud Grey		94031010	898 x 315 x 410	1	9292
56121506SD00276	Champ Overhead storage unit –4feet	Cloud Grey		94031010	1198 x 315 x 410	1	11706

UNLEARN

56101706SD00424	Unlearn 1 Seater CPU / Laptop	Kitami Elm		94031010	900 x 600 x 680	1	23954
56101706SD00425		Petrol Blue		94031010		1	23954
56101706SD00426		Malaga Cherry		94031010		1	23954
56101706SD00427	Unlearn 2 Seater CPU	Kitami Elm		94031010	1500 x 600 x 680	1	28900
56101706SD00428		Petrol Blue		94031010		1	28900
56101706SD00429		Malaga Cherry		94031010		1	28900

56101706SD00430	Unlearn 2 Seater Laptop	Kitami Elm
56101706SD00431		Petrol Blue
56101706SD00432		Malaga Cherry
56101706SD00421	Unlearn 3 Seater CPU / Laptop	Kitami Elm
56101706SD00422		Petrol Blue
56101706SD00423		Malaga Cherry
56101706SD00433	Unlearn 4 Seater Laptop	Kitami Elm
56101706SD00434		Petrol Blue
56101706SD00435		Malaga Cherry
56101706SD00436	Unlearn 4 Seater CPU	Kitami Elm
56101706SD00437		Petrol Blue
56101706SD00438		Malaga Cherry



94031010	1350 x 600 x 680	1	26972
94031010		1	26972
94031010		1	26972
94031010	2700 x 600 x 680	1	43462
94031010		1	43462
94031010		1	43462
94031010	2700 x 600 x 680	1	52697
94031010		1	52697
94031010		1	52697
94031010	3000 x 600 x 680	1	58201
94031010		1	58201
94031010		1	58201

NAMASTE

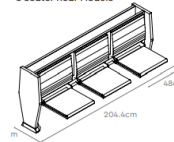
COLOR CODES: CHOC: - CHOCO (PROJECT BOOKING)

56121506SD00053	NAMASTE 2S Fronttype Choco
56121506SD00055	NAMASTE 2S Midtype Choco
56121506SD00057	NAMASTE 2S Reartype Choco
56121506SD00099	NAMASTE 3S Fronttype Choco
56121506SD00101	NAMASTE 3S Midtype Choco
56121506SD00103	NAMASTE 3S Reartype Choco
56121506SD00105	NAMASTE 4S Fronttype Choco
56121506SD00107	NAMASTE 4S Midtype Choco
56121506SD00109	NAMASTE 4S Reartype Choco
56121506SD00091	M10 * 130 CAS 18 Pcs / pkt (Chem)
56101506SD00190	M10 * 100 TBA 20 pcs / pkt (Mech)
56101506SD00191	M10 * 120 TBA 20 pcs /pkt (Mech)
56101506SD00192	M10 * 150 TBA 20pcs /pkt (Mech)
56101506SD00193	M10 * 90 TBA 20 pcs / pkt (Mech)

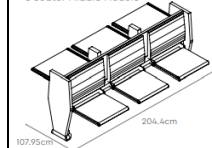
Lecture Theatre Furniture with options of 2 / 3 / 4 seater and in-built Wire Management



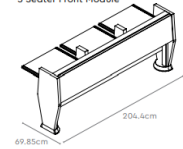
3 Seater Rear Module



3 Seater Middle Module



3 Seater Front Module


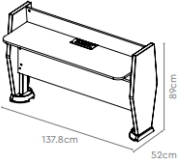
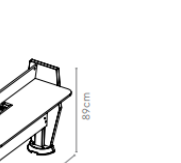
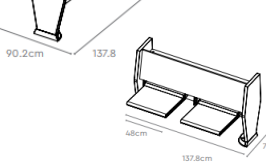
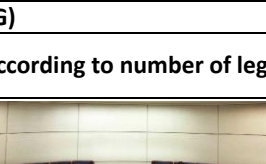






94033090	1374 X 698.5 X 890	1	49477
94033090	1374 X 1080 X 890	1	61873
94033090	1374 X 751 X 890	1	49476
94033090	2044 X 698.5 X 890	1	70930
94033090	2044 X 1080 X 890	1	85659
94033090	2044 X 751 X 890	1	70930
94033090	2713 X 698.5 X 890	1	120679
94033090	2713 X 1080 X 890	1	126856
94033090	2713 X 751 X 890	1	120679
94031010	NA	1	3672
94031010	NA	1	2208
94031010	NA	1	2625
94031010	NA	1	2659
94031010	NA	1	2081




56121506SD00151	M10 * 165 CAS 12 pcs / pkt (Chem)		94031010	NA	1	2844
-----------------	------------------------------------	--	----------	----	---	------

NAMASTE II - (PROJECT BOOKING)

56121506SD00288	NAMASTE-II 2S Fronttype	Noce Versalles / Texture Bond White		94033090	1378 x 528 x 890	1	38460
56121506SD00289	NAMASTE-II 2S Fronttype	Cement Grey / Texture Bond White		94033090		1	38460
56121506SD00293	NAMASTE-II 2S Midtype	Noce Versalles / Texture Bond White		94033090	1378 x 520 x 890	1	41314
56121506SD00294	NAMASTE-II 2S Midtype	Cement Grey / Texture Bond White		94033090		1	41314
56121506SD00295	NAMASTE-II 2S Reartype	Noce Versalles / Texture Bond White		94033090	1378 x 750 x 890	1	38460
56121506SD00296	NAMASTE-II 2S Reartype	Cement Grey / Texture Bond White		94033090		1	38460
56121506SD00297	NAMASTE-II 3S Fronttype	Noce Versalles / Texture Bond White		94033090	2048 x 528 x 890	1	55174
56121506SD00298	NAMASTE-II 3S Fronttype	Cement Grey / Texture Bond White		94033090		1	55174
56121506SD00299	NAMASTE-II 3S Midtype	Noce Versalles / Texture Bond White		94033090	2048 x 520 x 890	1	62085
56121506SD00300	NAMASTE-II 3S Midtype	Cement Grey / Texture Bond White		94033090		1	62085
56121506SD00301	NAMASTE-II 3S Reartype	Noce Versalles / Texture Bond White		94033090	2048 x 750 x 890	1	55174
56121506SD00302	NAMASTE-II 3S Reartype	Cement Grey / Texture Bond White		94033090		1	55174
56121506SD00303	NAMASTE-II 4S Fronttype	Noce Versalles / Texture Bond White		94033090	2720 x 528 x 890	1	75105
56121506SD00304	NAMASTE-II 4S Fronttype	Cement Grey / Texture Bond White		94033090		1	75105
56121506SD00305	NAMASTE-II 4S Midtype	Noce Versalles / Texture Bond White		94033090	2720 x 520 x 890	1	80958
56121506SD00306	NAMASTE-II 4S Midtype	Cement Grey / Texture Bond White		94033090		1	80958
56121506SD00307	NAMASTE-II 4S Reartype	Noce Versalles / Texture Bond White		94033090	2720 x 750 x 890	1	75105
56121506SD00308	NAMASTE-II 4S Reartype	Cement Grey / Texture Bond White		94033090		1	75105


ENLIGHTEN (PROJECT BOOKING)

CC: CHOC - Choco Color - Contact Marketing before quoting as bolts have to be booked separately according to number of legs and also Dimensions are layout dependent.

56121506SD00092	Enlighten Desk cum Bench N Seater	Lecture Theatre Furniture supporting Curved, U shaped layouts of continuous seating.		94033090	The Price mentioned in Pricelist are for Step depth of 960-1010mm & without wire carrier. Any devaiton needs to be routed through APO	1	20835
56121506SD00093	Mechanical Bolt M8 Packet of 80			94031010		1	15797
56121506SD00094	Chemical Bolt M8 Packet of 20			94031010		1	6870

ENLIGHTEN ACTIV (PROJECT BOOKING)

Choco color - Contact Marketing before quoting as bolts have to be booked separately according to number of legs and also Dimensions are layout dependent. (Project Booking)







56121506SD00222	Enlighten Activ Desk cum Bench with swivel chair	Lecture Theatre Furniture supporting Curved, U shaped layouts of continuous seating		94033090	Desk Height - 730mm Depth - 425mm Seat height - 454- 524 mm. Step depth should	1	13516
56121506SD00093	Mechanical Bolt M8 Packet of 80			94031010		1	15796

Sudipta Ghosh




56121506SD00094	Chemical Bolt M8 Packet of 20		94031010	be of minimum 1150mm	1	6870
-----------------	-------------------------------	--	----------	-------------------------	---	------

DISCOVER (Kindly note the prices for Desks and Chairs are needed to be quoted sepार्टely, pictures are only for Representation)



COLORS: CHOCO TOP WITH BOND WHITE UNDERSTRUCTURE

56121506SD00023	1 Str Dsk Size 3	Single seater Individual Desk Sizemark 3 Basic model		94031010	600X500X590	2	4354
56121506SD00024	1 Str Dsk Size 4	Single seater Individual Desk Sizemark 4 Basic model		94031010	600X500X640	2	4420
56121506SD00025	1 Str Dsk Size 5	Single seater Individual Desk Sizemark 5 Basic model		94031010	600X500X710	2	4508
56121506SD00026	1 Str Dsk Size 6	Single seater Individual Desk Sizemark 6 Basic model		94031010	600X500X760	2	4570
56121506SD00163	2 Str Dsk Size 3	Double seater Individual Desk Sizemark 3 Basic model			94031010	1206X500X590	2
56121506SD00028	2 Str Dsk Size 4	Double seater Individual Desk Sizemark 4 Basic model	94031010		1206X500X640	2	7597
56121506SD00164	2 Str Dsk Size 5	Double seater Individual Desk Sizemark 5 Basic model	94031010		1206X500X710	2	7720
56121506SD00030	2 Str Dsk Size 6	Double seater Individual Desk Sizemark 6 Basic model	94031010		1206X500X760	2	7815
56121506SD00165	1 Str Dsk Gslft Size 3	Single seater Individual Desk Sizemark 3 with Gaslift		94031010	600X500X590	2	5533
56121506SD00032	1 Str Dsk Gslft Size 4	Single seater Individual Desk Sizemark 4 with Gaslift		94031010	600X500X640	2	5591
56121506SD00166	1 Str Dsk Gslft Size 5	Single seater Individual Desk Sizemark 5 with Gaslift		94031010	600X500X710	2	5681
56121506SD00034	1 Str Dsk Gslft Size 6	Single seater Individual Desk Sizemark 6 with Gaslift		94031010	600X500X760	2	5751
56121506SD00035	1 Str Dsk Mdsty Size 3	Single seater Individual Desk Sizemark 3 with Modesty		94031010	600X595X590	2	5933
56121506SD00036	1 Str Dsk Mdsty Size 4	Single seater Individual Desk Sizemark 4 with Modesty		94031010	600X595X640	2	6006
56121506SD00037	1 Str Dsk Mdsty Size 5	Single seater Individual Desk Sizemark 5 with Modesty		94031010	600X595X710	2	6100
56121506SD00038	1 Str Dsk Mdsty Size 6	Single seater Individual Desk Sizemark 6 with Modesty		94031010	600X595X760	2	6164
56121506SD00039	2 Str Dsk Mdsty Size 3	Double seater Individual Desk Sizemark 3 with Modesty		94031010	1206X595X590	2	11160
56121506SD00040	2 Str Dsk Mdsty Size 4	Double seater Individual Desk Sizemark 4 with Modesty		94031010	1206X595X640	2	11261

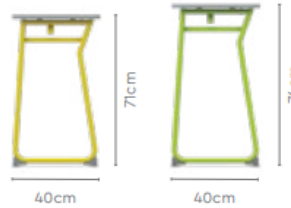
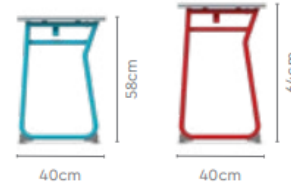
Sudipta Ghosh


56121506SD00041	2 Str Dsk Mdsty Size 5	Double seater Individual Desk Sizemark 5 with Modesty		94031010	1206X595X710	2	11416
56121506SD00042	2 Str Dsk Mdsty Size 6	Double seater Individual Desk Sizemark 6 with Modesty		94031010	1206X595X760	2	11504
56121506SD00043	1 Str Dsk Gslft Mdsty Size 3	Single seater Individual Desk Sizemark 3 with Gaslift and Modesty		94031010	600X595X590	2	7191
56121506SD00044	1 Str Dsk Gslft Mdsty Size 4	Single seater Individual Desk Sizemark 4 with Gaslift and Modesty		94031010	600X595X640	2	7317
56121506SD00045	1 Str Dsk Gslft Mdsty Size 5	Single seater Individual Desk Sizemark 5 with Gaslift and Modesty		94031010	600X595X710	2	7420
56121506SD00046	1 Str Dsk Gslft Mdsty Size 6	Single seater Individual Desk Sizemark 6 with Gaslift and Modesty		94031010	600X595X760	2	7491
56121506SD00047	Chair Size 3	Individual Chair Sizemark 3		94031010	426X420X350	2	4575
56121506SD00048	Chair Size 4	Individual Chair Sizemark 4		94031010	426X420X380	2	4648
56121506SD00162	Chair Size 5	Individual Chair Sizemark 5		94031010	426X420X430	2	4772
56121506SD00050	Chair Size 6	Individual Chair Sizemark 6		94031010	426X420X460	2	4866






K -12 Series (Education Series)

56121506SD00323	Discover Plus size 3 RC	Indian Red Chilli		94031010	473W x 474D x 720H	2	3813
56121506SD00324	Discover Plus size 3 BY	Banana Yellow		94031010	473W x 474D x 720H	2	3813
56121506SD00325	Discover Plus size 3 VC	Vivid Cerulean		94031010	473W x 474D x 720H	2	3813
56121506SD00326	Discover Plus size 3 LG	Leaf Green		94031010	473W x 474D x 720H	2	3813
56121506SD00327	Discover Plus size 4 RC	Indian Red Chilli		94031010	473W x 493D x 759H	2	3900
56121506SD00328	Discover Plus size 4 BY	Banana Yellow		94031010	473W x 493D x 759H	2	3900
56121506SD00329	Discover Plus size 4 VC	Vivid Cerulean		94031010	473W x 493D x 759H	2	3900
56121506SD00330	Discover Plus size 4 LG	Leaf Green		94031010	473W x 493D x 759H	2	3900
56121506SD00331	Discover Plus size 5 RC	Indian Red Chilli		94031010	473W x 534D x 819H	2	3974
56121506SD00332	Discover Plus size 5 BY	Banana Yellow		94031010	473W x 534D x 819H	2	3974
56121506SD00333	Discover Plus size 5 VC	Vivid Cerulean		94031010	473W x 534D x 819H	2	3974
56121506SD00334	Discover Plus size 5 LG	Leaf Green		94031010	473W x 534D x 819H	2	3974
56121506SD00335	Discover Plus size 6 RC	Indian Red Chilli		94031010	473W x 573D x 859H	2	4006
56121506SD00336	Discover Plus size 6 BY	Banana Yellow		94031010	473W x 573D x 859H	2	4006
56121506SD00337	Discover Plus size 6 VC	Vivid Cerulean		94031010	473W x 573D x 859H	2	4006
56121506SD00338	Discover Plus size 6 LG	Leaf Green		94031010	473W x 573D x 859H	2	4006
56121506SD00339	AIM Desk Single size 3 RC	Indian Red Chilli		94031010	600W x 400D x 580H	2	4026
56121506SD00340	AIM Desk Single size 3 BY	Banana Yellow		94031010	600W x 400D x 580H	2	4026
56121506SD00341	AIM Desk Single size 3 VC	Vivid Cerulean		94031010	600W x 400D x 580H	2	4026
56121506SD00342	AIM Desk Single size 3 LG	Leaf Green		94031010	600W x 400D x 580H	2	4026
56121506SD00343	AIM Desk Single size 4 RC	Indian Red Chilli		94031010	600W x 400D x 640H	2	4128

56121506SD00344	AIM Desk Single size 4 BY	Banana Yellow
56121506SD00345	AIM Desk Single size 4 VC	Vivid Cerulean
56121506SD00346	AIM Desk Single size 4 LG	Leaf Green
56121506SD00347	AIM Desk Single size 5 RC	Indian Red Chilli
56121506SD00348	AIM Desk Single size 5 BY	Banana Yellow
56121506SD00349	AIM Desk Single size 5 VC	Vivid Cerulean
56121506SD00350	AIM Desk Single size 5 LG	Leaf Green
56121506SD00351	AIM Desk Single size 6 RC	Indian Red Chilli
56121506SD00352	AIM Desk Single size 6 BY	Banana Yellow
56121506SD00353	AIM Desk Single size 6 VC	Vivid Cerulean
56121506SD00354	AIM Desk Single size 6 LG	Leaf Green
56121506SD00355	AIM Desk Double size 3 RC	Indian Red Chilli
56121506SD00356	AIM Desk Double size 3 BY	Banana Yellow
56121506SD00357	AIM Desk Double size 3 VC	Vivid Cerulean
56121506SD00358	AIM Desk Double size 3 LG	Leaf Green
56121506SD00359	AIM Desk Double size 4 RC	Indian Red Chilli
56121506SD00360	AIM Desk Double size 4 BY	Banana Yellow
56121506SD00361	AIM Desk Double size 4 VC	Vivid Cerulean
56121506SD00362	AIM Desk Double size 4 LG	Leaf Green
56121506SD00363	AIM Desk Double size 5 RC	Indian Red Chilli
56121506SD00364	AIM Desk Double size 5 BY	Banana Yellow
56121506SD00365	AIM Desk Double size 5 VC	Vivid Cerulean
56121506SD00366	AIM Desk Double size 5 LG	Leaf Green
56121506SD00367	AIM Desk Double size 6 RC	Indian Red Chilli
56121506SD00368	AIM Desk Double size 6 BY	Banana Yellow
56121506SD00369	AIM Desk Double size 6 VC	Vivid Cerulean
56121506SD00370	AIM Desk Double size 6 LG	Leaf Green
56121506SD00371	HEX Size 3 CG	Cloud Grey
56121506SD00372	HEX Size 4 CG	Cloud Grey
56121506SD00373	HEX Size 5 CG	Cloud Grey
56121506SD00374	HEX Size 6 CG	Cloud Grey
56121506SD00375	Boomerang table RC	Indian Red Chilli
56121506SD00376	Boomerang tableBY	Banana Yellow
56121506SD00377	Boomerang table VC	Vivid Cerulean
56121506SD00378	Boomerang table LG	Leaf Green
56121506SD00379	Pie table RC	Indian Red Chilli
56121506SD00383	Pie table BY	Banana Yellow
56121506SD00380	Pie table VC	Vivid Cerulean






94031010	600W x 400D x 640H	2	4128
94031010	600W x 400D x 640H	2	4128
94031010	600W x 400D x 640H	2	4128
94031010	600W x 400D x 710H	2	4195
94031010	600W x 400D x 710H	2	4195
94031010	600W x 400D x 710H	2	4195
94031010	600W x 400D x 710H	2	4195
94031010	600W x 400D x 760H	2	4262
94031010	600W x 400D x 760H	2	4262
94031010	600W x 400D x 760H	2	4262
94031010	600W x 400D x 760H	2	4262
94031010	1200W x 400D x 580H	2	5008
94031010	1200W x 400D x 580H	2	5008
94031010	1200W x 400D x 580H	2	5008
94031010	1200W x 400D x 580H	2	5008
94031010	1200W x 400D x 640H	2	5108
94031010	1200W x 400D x 640H	2	5108
94031010	1200W x 400D x 640H	2	5108
94031010	1200W x 400D x 640H	2	5108
94031010	1200W x 400D x 710H	2	5454
94031010	1200W x 400D x 710H	2	5454
94031010	1200W x 400D x 710H	2	5454
94031010	1200W x 400D x 710H	2	5454
94031010	1200W x 400D x 760H	2	5618
94031010	1200W x 400D x 760H	2	5618
94031010	1200W x 400D x 760H	2	5618
94031010	1200W x 400D x 760H	2	5618
94031010	834x750x580	1	11001
94031010	834x750x640	1	11043
94031010	834x750x710	1	11091
94031010	834x750x760	1	11125
94031010	870W x 450D x 580-760H	2	6720
94031010	870W x 450D x 580-760H	2	6720
94031010	870W x 450D x 580-760H	2	6720
94031010	870W x 450D x 580-760H	2	6720
94031010	433W x 765D x 580-760	2	8647
94031010	433W x 765D x 580-760	2	8647
94031010	433W x 765D x 580-760	2	8647



56121506SD00381	Pie table LG	Leaf Green		94031010	433W x 765D x 580-760H	2	8647	
56121506SD00384	Flag table RC	Indian Red Chilli		94031010	310W x 700D x 580-760H	2	7240	
56121506SD00385	Flag table BY	Banana Yellow		94031010	310W x 700D x 580-760H	2	7240	
56121506SD00386	Flag table VC	Vivid Cerulean		94031010	310W x 700D x 580-760H	2	7240	
56121506SD00387	Flag table LG	Leaf Green		94031010	310W x 700D x 580-760H	2	7240	
56121506SD00388	Burrow cubby 12 FW	Frosty White		94031010	1378x450x1200	1	21157	
56121506SD00389	Burrow cubby 8 FW	Frosty White		94031010	698x450x1560	1	15157	
56121506SD00390	Burrow cubby 16 FW	Frosty White		94031010	1378x450x1560	1	24669	
56121506SD00391	Vision Projector Trolley	Pebble Stone		94031010	545x650x1020	1	17977	
56121506SD00392	POPPIN' POUF LG	Leaf Green		94031010	425 (Dia)xx350	1	5812	
56121506SD00393	POPPIN' POUF CR	Cardinal		94031010	425 (Dia)xx350	1	5812	
56121506SD00394	POPPIN' POUF DT	Dark Tangerine		94031010	425 (Dia)xx350	1	5812	
56121506SD00395	POPPIN' POUF VC	Vivid Cerulean		94031010	425 (Dia)xx350	1	5812	
56121506SD00396	AMIGO Mobile caddy FW	Frosty White		94031010	1038x450x1000	1	19576	
56121506SD00397	Gartnell tray small SY + Mounting channel + label (Pack of 4)	Sunshine Yellow		 	94031010	312x427x75	1	6825
56121506SD00398	Gartnell tray small FR + Mounting channel + label (Pack of 4)	Flame Red	94031010		312x427x75	1	6825	
56121506SD00399	Gartnell tray small CB + Mounting channel + label (Pack of 4)	Cyan Blue	94031010		312x427x75	1	6825	
56121506SD00400	Gartnell tray small LJ + Mounting channel + label (Pack of 4)	Lime Jolly	94031010		312x427x75	1	6825	
56121506SD00401	Gartnell tray Big SY + Mounting channel + label (Pack of 2)	Sunshine Yellow	94031010		312x427x150	1	4667	
56121506SD00402	Gartnell tray Big FR + Mounting channel + label (Pack of 2)	Flame Red	94031010		312x427x150	1	4667	
56121506SD00403	Gartnell tray Big CB + Mounting channel + label (Pack of 2)	Cyan Blue	94031010		312x427x150	1	4667	
56121506SD00404	Gartnell tray Big LJ + Mounting channel + label (Pack of 2)	Lime Jolly	94031010		312x427x150	1	4667	
								

Sudipta Ghosh






Consumer Pricelist 2025

	LN Code	LN [System] Description	Product Description	Color	Unit Basic Price	HSN Code & Co	Images
CHRYSLIS NOVA ACTIV	42191808SD00337	Hospital Chrysalis Nova Activ	CHRYSLIS NOVA ACTIV ICCU WITH CPR & TWIN WHEEL CENTRAL LOCKING CASTORS [Supplied without Battery]	BLUE	381024	94029010-1170	
CHRYSLIS NOVA PLUS	42191808SD00322	Hospital Chrysalis Nova Plus ICCU CPR	CHRYSLIS NOVA PLUS ICCU WITH CPR & TWIN WHEEL CENTRAL LOCKING CASTORS, EMBEDDED CONTROL PANEL WITH WEIGHT ASSIST & BED EXIT ALARM	GREY	322055	94029010-1170	
	42191808SD00323	Hospital Chrysalis Nova Plus ICCU CPR		BLUE	322055		
CHRYSLIS NOVA	42191808SD00339	Hospital Chrysalis Nova ICCU CPR	CHRYSLIS NOVA ICCU WITH CPR & TWIN WHEEL CENTRAL LOCKING CASTORS WITH 4 EMBEDDED CONTROL PANEL	GREY	310139	94029010-1170	
	42191808SD00338	Hospital Chrysalis Nova ICCU CPR		BLUE	310139		
ACC	42191808PA00273	Battery Backup Range	CHRYSLIS & CHRYSLIS NOVA/CHRYSLIS NOVA PLUS- BATTERY BACK UP	N A	10277	94029010-5000	

	LN Code	LN [System] Description	Product Description	Color	Unit Basic Price	HSN Code	Images
HOMECARE BED	42191808SD00277	Hosp Grace Homcare Bed2F	GRACE HOME CARE MOTORIZED BED WITH WOODEN PANELS Recommended Accessories: Acura Mattress, Oxygen Cylinder Trolley & MS Saline stand	NOCE VERSAILLES	103744	94029010-1170	
	SONOMA EICHE						





Consumer Pricelist 2025

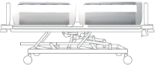



	LN Code	LN [System] Description	Product Description	Color	Unit Basic Price	HSN Code & Co	Images
CHRYSLIS ICCU + XP	42191808SD00340	Hospital Chrysalis ICCU CPR	CHRYSLIS-XP ICCU WITH CPR & TWIN WHEEL CENTRAL LOCKING CASTORS	SEA GREEN	311192	94029010-1170	
	GREY						
	PEACH						
CHRYSLIS ICCU	42191808SD00343	Hospital Chrysalis ICCU CPR	CHRYSLIS ICCU WITH CPR & TWIN WHEEL CENTRAL LOCKING CASTORS	SEA GREEN	268248	94029010-1170	
	42191808SD00344			GREY			
	42191808SD00345			PEACH			
	42191808SD00248	Hospital Chrysalis ICCU CPR	CHRYSLIS ICCU WITH CPR SINGLE WHEEL DIAGONAL LOCK CASTORS	SEA GREEN	245665	94029010-1170	
	42191808SD00249			GREY			
	42191808SD00250			PEACH			
ACC	42191808PA00275	Patient control panel	LINAK PATIENT HANDSET	N A	9162	94029010 - 1170	-
	42191808PA00331	HC Chrysalis Oxygn cylndr	CHRYSLIS OXYGEN CYLINDER HOLDER	N A	2791		

Consumer Pricelist 2025



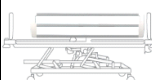

	42191808PA00269	HC Chart Holder MS	DOCUMENT HOLDER	N A	1472		
--	------------------------	--------------------	-----------------	-----	------	--	--

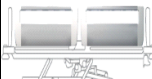


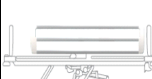

Consumer Pricelist 2025

	LN Code	LN [System] Description	Product Description	Color	Unit Basic Price	HSN Code	Images
5F Motorized ICU Bed - embedded	42191808SD00316	Acura Prime Plus TWCL	Acura Prime Plus TWCL	NA	175665	94029010-1170	
	42191808SD00315	Acura Prime Plus SWDL	Acura Prime Plus SWDL	NA	164325	94029010-1170	
ACC	42191808PA00309	Patient lifting pole	Patient lifting pole	NA	5565	94029010-1170	
	42191808PA00310	Traction pulley	Traction pulley	NA	6615	94029010-1170	


5Function Motorized ICU Bed	42191808SD00270	AcuPrm XP 5FMotor Aluminium side board	Acura Prime Motorized 5Function XP Aluminium sideboards and PP head/foot boards	NA	150702	94029010-1170	
	42191808SD00302	AcuPrm XP 5FMotorBloMo	Acura Prime Motorized 5Function XP with PP sideboards and head/foot boards	NA	142839		
	42191808SD00319	Hosp AcuPrm XP 5FMotorBloMo ACOM	Acura Prime Motorized 5Function XP TWDL with PP sideboards and head/foot boards & ACOM (APO 12518)	NA	149100		
	42191808SD00320	Hosp AcuPrm 5FMotor BloMo ACOM	Acura Prime Motorized 5Function TWDL with PP sideboards and head/foot boards & ACOM (APO 12456)	NA	144900		

Consumer Pricelist 2025

3Function Semi-Motorized Bed	42191808SD00264	Acura Standard 3F Aluminium side boards	Acura Standard 3F Semi Motorized Aluminium side board with PP head/foot boards	NA	136287	94029010-1170	
	42191808SD00301	AcuStd 3F Motor BloMo	Acura Standard Semi Motorized 3Function PP sideboards and head/foot boards	NA	131045		
	42191808SD00265	Acura Standard 3F Aluminium side rail	Acura Standard 3F Semi Motorized Aluminium side rail with PP head/foot boards	NA	128424		
	42191808SD00292	Acura Lite 3FMotor MS rail	Acura Lite 3Function semi motorized ICU bed with MS Siderails with PP head/foot boards	NA	113040		

	LN Code	LN [System] Description	Product Description	Color	Unit Basic Price	HSN Code	Images
5Function Manual ICU Bed	42191808SD00267	Acura Standard 5F Manual Aluminium side boards	Acura Standard 5F Manual Aluminium side board with PP head/foot boards	NA	107457	94029010-1170	
	42191808SD00299	AcuStd 5F Manual BloMo	Acura Standard Manual 5Function PP sideboards and head/foot boards	NA	102215		
	42191808SD00281	Hospital AcuNeo 5F Manual	Acura Neo 5F Manual PP sideboard with PP head/foot boards	NA	95007		
	42191808SD00268	Acura Standard 5F Manual Aluminium side rail	Acura Standard 5F Manual Aluminium side rail with PP head/foot boards	NA	91731		
	42191808SD00282	Hospital AcuLite 5F MS rail	Acura Lite 5F Manual MS side rail with PP head/foot boards	NA	86961		

Consumer Pricelist 2025







2Function Bed	42191808SD00298	AcuVital 2FMotorBloMo	Acura Vital Motorized 2Function PP sideboards and head/foot boards	NA	92328	94029010-1170	
	42191808SD00297	AcuVital Fwlr BloMo	Acura Vital Manual 2Function PP sideboards and head/foot boards	NA	68039		





ACC	42191608SD00014	Acura Battery Backup	Acura Battery Backup Linak	NA	8741	94029010-5000	-
	42191808PA00282	Acura Oxygen cylinder Holder	Acura Oxygen cylinder Holder	NA	5624	94029010 - 1170	-

* Acura Range of beds are supplied without battery. Battery can be booked as an optional accessory at cost




** 2F & 3F Actuator kit to be booked by service




Consumer Pricelist 2025



	LN Code	Item Description	Item Description	Colour	Unit Basic Price	HSN Code	Images
Solace Motorized Delivery Bed	42191808SD00313	Solace LDRP Bed	Solace LDRP Bed	Dark Blue	197400	94029010-1170	
	42191808SD00312	Solace Lite LDRP Bed	Solace Lite LDRP Bed	Grey	175094	94029010-1170	
Solace ACC	42191808PA00299	Accessory Rack	Accessory Rack	NA	2786	94029010-1170	
	42191808PA00300	Patient Footrest	Patient Footrest	NA	16851	94029010-1170	
	42191808PA00308	Patient Remote	Patient Remote	NA	3711	94029010-5000	
	42191810SD00060	LDRP Mattress	LDRP Mattress	NA	14700	94029010-1130	


	LN Code	LN [System] Description	Description	Color	Unit Basic Price	HSN Code & LN Co.	Images
Prarambh Manual Delivery Table	42191808SD00335	Prarambh Hybrid (MS+SS) LDR Bed	Prarambh Hybrid (MS+SS) LDR Bed	NA	133928	94029010 1170	
	42191808SD00336	Prarambh Fully SS LDR Bed	Prarambh Fully SS LDR Bed	NA	159705	94029010 1170	
Prarambh Acc	42191810SD00065	Prarambh LDR Mattress	Prarambh LDR Mattress	Blue	6191	94029010 1130	
	42191808PA00330	Squatting Rod	Squatting Rod	NA	5837	94029010 1170	

Consumer Pricelist 2025








	LN Code	LN [System] Description	Product Description	Color	Unit Basic Price	HSN Code	Images
AYUSH LITE MS	42191808SD00303	Hospital Ayush Lite BedFWLR SW DL	AYUSH LITE FOWLER BED WITH CASTORS WITH FIXED HEAD BOARD / FOOT BOARD IN MS	RAL WHITE	43184	94029010-1170	
	42191808SD00304	Hospital Ayush Lite BedSFWLR SW DL	AYUSH LITE SEMI FOWLER BED WITH CASTORS WITH FIXED HEAD BOARD / FOOT BOARD IN MS	RAL WHITE	33185	94029010-1170	
	42191808SD00305	Hospital Ayush Lite BedSHEET WO	AYUSH LITE SHEET BED WITHOUT CASTORS WITH FIXED HEAD BOARD / FOOT BOARD IN MS	RAL WHITE	18651	94029010-1170	



AYUSH PLUS LITE SS PLT	42191808SD00306	Hospital Ayush PL lite BedFWLR SW	AYUSH PLUS LITE FOWLER BED WITH CASTORS WITH REMOVABLE HEAD / FOOT BOARD IN SS-PLT	RAL WHITE	47527	94029010-1170	
	42191808SD00307	Hospital Ayush PL lite BedSFWLR SW	AYUSH PLUS LITE SEMI FOWLER BED WITH CASTORS WITH REMOVABLE HEAD / FOOT BOARD IN SS-PLT	RAL WHITE	42613	94029010-1170	
	42191808SD00308	Hospital Ayush PL lite BedSHEET SW	AYUSH PLUS LITE SHEET BED WITHOUT CASTORS WITH REMOVABLE HEAD / FOOT BOARD IN SS-PLT	RAL WHITE	25964	94029010-1170	

AYUSH PLUS LITE PP	42191808SD00309	Hospital Ayush PL Lite BedFWLR SW	AYUSH PLUS LITE FOWLER BED WITH CASTORS WITH REMOVABLE HEAD / FOOT BOARD IN PP	RAL WHITE	47758	94029010-1170	
	42191808SD00310	Hospital Ayush PL Lite BedSFWLR SW	AYUSH PLUS LITE SEMI FOWLER BED WITH CASTORS WITH REMOVABLE HEAD / FOOT BOARD IN PP	RAL WHITE	42840	94029010-1170	







ATTENDANT LITE	42191808SD00283	Hospital Ayush Lite Bed ATTND WO	AYUSH LITE ATTENDANT BED WITHOUT CASTORS WITH FIXED HEAD BOARD / FOOT BOARD IN MS	RAL WHITE	13421	94029010-1170	
----------------	-----------------	----------------------------------	---	-----------	-------	---------------	---

Consumer Pricelist 2025

	LN Code	LN Description	Description	Color	Unit Basic Price	HSN Code & LN Co.	Image
AKSH Fowler range	42191808SD00325	AKSH Fwlr PP	Aksh Fowler Bed PP Headboard	Pristine White	38084	94029010 - 1170	
	42191808SD00326	AKSH Fwlr SSPLT	Aksh Fowler Bed SSPLT Headboard	Pristine White	35195	94029010 - 1170	
	42191808SD00327	AKSH Fwlr MS	Aksh Fowler Bed MS Headboard	Pristine White	34126	94029010 - 1170	
AKSH Semi-fowler range	42191808SD00328	AKSH SFwlr PP	Aksh Semi-Fowler Bed PP Headboard	Pristine White	33003	94029010 - 1170	
	42191808SD00329	AKSH SFwlr SSPLT	Aksh Semi-Fowler Bed SSPLT Headboard	Pristine White	30193	94029010 - 1170	
	42191808SD00330	AKSH SFwlr MS	Aksh Semi-Fowler Bed MS Headboard	Pristine White	29047	94029010 - 1170	
AKSH Sheet Bed	42191808SD00333	Aksh Sheet Bed	Aksh Sheet Bed SSPLT HBFB	Pristine White	21914	94029010 - 1170	



Aksh Side rails	42191808PA00322	Aksh 3 Bar Siderails (pack of 1 pair)	Aksh 3 Bar Siderails (pack of 1 pair)	NA	6552	94029010 - 1170	
	42191808PA00326	HC Aksh ladder type SR (pack of 1 pair)	HC Aksh ladder type SR (pack of 1 pair)	NA	6745	94029010 - 5000	
	42191808PA00321	HC Aksh Ladder Type SR (Pack of 3 Pairs)	HC Aksh Ladder Type SR (Pack of 3 Pairs)	NA	17811	94029010 - 5000	-

Consumer Pricelist 2025


	LN Code	LN [System] Description	Product Description	Color	Unit Basic Price	HSN Code	Images
CHRY BED MATTRESS	42191810SD00030	Chrysalis 100mm Heavy Helium	CHRYSLIS MATTRESS	DARK BLUE	14994	94029010-1130	
	42191810SD00052	Hospital Chry Matt Extn 125mm	CHRYSLIS MATTRESS EXTENSION	DARK BLUE	2174		
ACURA MATTRESS	42191810SD00057	Acura Mattress 100mm	Acura Mattress 100mm	DARK BLUE	11610	94029010-1130	
ATTND BED MATTRESS	42191810SD00048	Attendant 100mm Heavy Helium	ATTENDANT BED MATTRESS 100MM	DARK BLUE	10335	94029010-1130	
AYUSH FWLR BED MATTRESS	42191810SD00029	4 Section 40D 75mm Heavy	4 SECTION MATTRESS 75 MM	DARK BLUE	10507	94029010-1130	
	42191810SD00019	4 Section 100mm Heavy Helium	4 SECTION MATTRESS 100 MM	DARK BLUE	11700	94029010-1130	
AYUSH SFWLR BED MATTRESS	42191810SD00051	2 SEC MATT 075MM 40D 75mm	2 SECTION MATTRESS 75 MM	DARK BLUE	10894	94029010-1130	
	42191810SD00028	2 Section 100mm Heavy Helium	2 SECTION MATTRESS 100 MM	DARK BLUE	11038	94029010-1130	
AKSH MATTRESS	42191810SD00061	Aksh Mattress 100mm Heavy	Aksh Mattress 100mm Heavy	NA	7725	94029010 - 1130	

Consumer Pricelist 2025









SHEET BED MATTRESS	42191810SD00025	Single Section 4 75mm Heavy	SHEET BED MATTRESS 75MM	DARK BLUE	9408	94029010-1130	
	42191810SD00024	Single Section 100mm Heavy	SHEET BED MATTRESS 100MM	DARK BLUE	10991	94029010-1130	

PAED BED + CRIB TROLL	42191810SD00022	Peadiatric Single Section	MATTRESS FOR PAEDIATRIC BED 75MM	DARK BLUE	9142	94029010-1130	
	42191810SD00011	Crib Single Section 50mm Heavy	MATTRESS FOR CRIB ON BED & CRIB ON TROLL 50 MM	DARK BLUE	3997	94029010-1130	








EXAM TABLE MATTRESS	42191810SD00054	Examination Table RTC Mattress	EXAMINATION TABLE ON RATCHET MATTRESS 30 MM	DARK BLUE	8189	94029010-1130	
	42191810SD00053	EXAMINATIO N TABLE GYNC ON RTC Mattress	EXAMINATION TABLE GYNC ON RATCHET MATTRESS 30 MM	DARK BLUE	8812	94029010-1130	




ERT MATTRESS	42191810SD00055	ERT MATTRESS 50 MM 50mm Heavy	ERT MATTRESS FOR RAPID/RAPID NEO MODEL 50MM	DARK BLUE	8480	94029010-1130	
--------------	-----------------	--	---	-----------	------	---------------	---

Consumer Pricelist 2025






	LN Code	LN Description	Description	Color	Unit Basic Price	HSN Code & LN Co.	Images
Healix Multiutility Chair	42161604SD00003	Healix Multiutility Chair	Healix Multiutility Chair	Grey	134888	94029010 1170	
	42161604SD00004	Healix Chair Brown USB port	Healix Multiutility Chair with USB	Grey	147761	94029010 1170	
Multiutility Chair Accessories	42191808PA00332	HC Acc stand for Healix MUC 0	Accessory Stand with Infusion Pole mounting provision	NA	6529	94029010 1170	
	42192405SD00004	Infusion Pole	Infusion Pole	NA	5906	94029010 1170	
	42192405SD00011	MS Saline Stand on Castors	MS Saline Stand on Castors	NA	9491	94029010 1170	
	42191808PA00337	HC MPC Saline Stand Mounting	Saline Stand Mounting Attachment	NA	2544	94029010 1170	
	42191808PA00333	HC Lumbar & Knee Pillow Healix	Lumbar-Knee Pillow	NA	1155	94029010 1130	
	42191808PA00334	HC OBT for Healix MUC 0	Overbed Table	NA	3024	94029010 1170	
	42191808PA00336	Battery Backup	Battery Backup	NA	13359	94029010 1170	

Consumer Pricelist 2025


	LN Code	LN [System] Description	Product Description	Color	Unit Basic Price	HSN Code	Image
Repos Exam Couch	42182901SD00051	Repos Procedure Table	Repos Procedure Table	STD	128234	94029010-1170	
	42182901SD00052	Repos Gync Couch	Repos Gync Couch	STD	100183	94029010-1170	
	42182901SD00053	Repos Physical Chair	Repos Physical Chair	STD	63698	94029010-1170	
Repos Accessories	42182901PA00271	Repos Tissue roll holder	Repos Tissue roll holder	STD	1311	94029010-1170	
	42182901PA00272	Repos Head Cushion	Repos Head Cushion	STD	3792	94029010-1170	
	42182901PA00273	Repos Leg Rest assly	Repos Leg Rest assly- Doctors Stool	STD	10766	94029010-1170	
	42182901PA00274	Repos Step stool	Repos Step stool	STD	3803	94029010-1170	

	LN Code	LN [System] Description	Product Description	Color	Unit Basic Price	HSN Code & LN Co.	Image
Examination Couch	42182901SD00055	HospitalExam Tables Revive	REVIVE EXAMINATION COUCH FULL STORAGE WITH STEP STOOL	BEIGE	49518	94029010-1170	
	42182901SD00062	HospitalExam Tables Regular	EXAMINATION TABLE ON RATCHET WITH NO STORAGE	STD	23006	94029010-5000	
	42182901SD00063	HospitalExam Tables Regular	EXAMINATION TABLE GYNC ON RATCHET WITH NO STORAGE	STD	33329	94029010-5000	




Consumer Pricelist 2025







	LN Code	LN [System] Description	Product Description	Color	Unit Basic Price	HSN Code & LN Co.	Image
LOCKERS & CABINETS	42191901SD00009	APTIS 2 Drawers 1 Cabinet	APTIS LOCKER WITH TWO DRAWER & CABINET	SEA GREEN	20851	94029010 - 5000	
	42191901SD00010			DARK GREY			
	42191901SD00011			PEACH			
	42191901SD00002	APTIS 1 Drawer 1 Cabinet	APTIS LOCKER WITH ONE DRAWER & CABINET	SEA GREEN	18345	94029010 - 5000	
	42191901SD00003			DARK GREY			
	42191901SD00001			PEACH			
	42191901SD00005	APTIS 0 Drawer 1 Cabinet	APTIS LOCKER WITH CABINET ONLY	SEA GREEN	16095	94029010 - 5000	
	42191901SD00006			DARK GREY			
	42191901SD00004			PEACH			
	42191901SD00027	AYUSH 1 Drawer 1 Cabinet RAL	AYUSH DELUXE LOCKER	RAL WHITE	12036	94029010 - 1170	
42191901SD00028	AYUSH 0 Drawer 1 Cabinet RAL	AYUSH SIMPLE LOCKER	RAL WHITE	8923	94029010 - 1170		

Consumer Pricelist 2025




	30161806SD00068	IC Metal RAL White 1981mm	INSTRUMENT CABINET	N A	65429	94029010 - 1170	
--	------------------------	---------------------------------	--------------------	-----	-------	-----------------	---



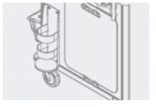

Consumer Pricelist 2025

	LN Code	LN [System] Description	Product Description	Color	Unit Basic Price	HSN Code & LN Co.	Image
Aptis OBТ	42191801SD00039	APTIS Frosty Gas lift	APTIS OVER BED TABLE HEIGHT ADJUSTABLE ON GAS LIFT WITH MEMBRANE TOP	FROSTY WHITE	14792	94029010 - 1170	
	42191801SD00040	APTIS Frosty Crank	APTIS OVER BED TABLE HEIGHT ADJUSTABLE ON CRANK HANDLE WITH MEMBRANE TOP	FROSTY WHITE	14344	94029010 - 1170	
AYUSH FIXED HEIGHT OBТ	42191801SD00047	AYUSH PLT Fixed MDF NO	AYUSH FIXED HEIGHT OVER TABLE	N A	8656	94029010 - 1170	








	LN Code	LN [System] Description	Product Description	Color	Unit Basic Price	HSN Code & LN Co.	Image
Arize OBТ	42191801SD00052	Arize Split OBТ	Arize OBТ with Tilting Top (PLT)	Noce Versailles	16912	94029010 1170	
	42191801SD00053	Arize Fixed top PLT	Arize OBТ with Fixed Top (PLT)	Noce Versailles	14204	94029010 1170	
	42191801SD00054	Arize Gaslift White	Arize OBТ with Fixed Top (PP)	Pristine White	15186	94029010 1170	
Arize Accessories	42191801PA00041	Arize Vanity box with mirror	Arize Vanity box with mirror	NA	1973	94029010 1170	
	42191801PA00042	Arize Bottle Holder	Arize Bottle Holder	NA	511	94029010 1170	
	42191801PA00043	Arize Document Holder	Arize Document Holder	NA	687	94029010 1170	

Consumer Pricelist 2025






	LN Code	LN [System] Description	Product Description	Color	Unit Basic Price	HSN Code & LN Co.	Image
PATIENT MOBILITY	42192201SD00004	Rapid Neo Gas Lift ERT	RAPID NEO EMERGENCY RECOVERY TROLLEY	N A	120249	94029010 - 1170	
	42192201SD00005	Rapid Gas Lift ERT	RAPID EMERGENCY RECOVERY TROLLEY	N A	107764		
	42192210SD00014	Wheelchair Cushion	FOLDING WHEELCHAIR WITH CUSHION (5% GST)	N A	22262	87131010 - 5000	
	42192201SD00023	Stretcher NO 1 WO cstr	STRETCHER ON TROLLEY	N A	33326	94029010 - 5000	






	LN Code	LN [System] Description	Product Description	Color	Unit Basic Price	HSN Code & LN Co.	Image
AGILO CARTS	42192404SD00011	Medicine Cart	Agilo ABS Medicine Cart	BLUE	103137	94029010 - 1170	
	42192404SD00012	Emergency Crash Cart	Agilo Emergency Crash Cart	RED	91004	94029010 - 1170	
	42192404PA00076	Oxygen Cylinder case	Oxygen Cylinder case (for Medicine Cart only)	NA	2038	94029010 - 1170	
	42192404PA00075	Extension Board/ Spike guard	Extension Board/ Spike guard (for Crash cart only)	WHITE	1177	94029010 - 5000	

Consumer Pricelist 2025


	LN Code	LN [System] Description	Product Description	Color	Unit Basic Price	HSN Code & LN Co.	Image
SS TROLLEYS & CRASH CART	42192404SD00017	HospitalMedCart 2 shelves 0	SS CRASH CART	N A	59498	94029010 - 5000	
	42192404SD00020	HospitalMedCart 2 shelves 1	INSTRUMENT TROLLEY WITH BOWL & BUCKET	N A	34779	94029010 - 5000	
	42192404SD00019	HospitalMedCart 2 shelves 0	MEDICINE TROLLEY	N A	30937	94029010 - 5000	
	42192404SD00021	HospitalMedCart 2 shelves 0	INSTRUMENT TROLLEY WITHOUT BOWL & BUCKET	N A	30575	94029010 - 5000	
	42192404SD00004	HospitalMedCart 1 shelves 0	MAYOS TROLLEY	N A	28688	94029010 - 5000	
	42141606SD00008	Basin Stand SS 2b With Castor	BASIN STAND	N A	9812	94029010 - 5000	
	42141606SD00007	Kick Bucket SS 1b With Castor	KICK BUCKET	N A	4815	94029010 - 5000	

Consumer Pricelist 2025



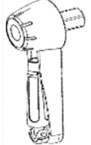
	LN Code	LN [System] Description	Product Description	Color	Unit Basic Price	HSN Code & LN Co.	Image
IV POLE	42192405SD00003	2hk AdjHt Saline Stand SS 5	SS SALINE STAND 5 CASTORS	N A	10225	94029010 - 5000	
	42192405SD00011	4hk AdjHt Saline Stand MS 4	MS SALINE STAND 4 CASTORS	RAL WHITE	9491	94029010 - 5000	
	42192405SD00007	2hk AdjHt Infusion Pole SS 5	SS INFUSION STAND 5 CASTORS	N A	10316	94029010 - 5000	
	42192405SD00004	2hk AdjHt Infusion Pole SS	INFUSION POLE ASSLY ADJUSTABLE WITH 2 HOOKS * Compatible with all except ward Bed range	N A	5906	94029010-5000	
	42192405SD00002	4hk AdjHt Lite IV Pole SS	IV POLE ADJUSTABLE HEIGHT ON BED- SS MAKE * Compatible with all	RAL WHITE	4643	94029010 - 5000	




	LN Code	LN [System] Description	Product Description	Color	Unit Basic Price	HSN Code & LN Co.	Image
Common Accessories	42191607SD00004	Hospital PartnScrIn house	THREE FOLD PARTITION SCREEN	RAL WHITE	14728	94029010 - 5000	
	42192404SD00018	HospitalMedCart 1 shelves 0	OXYGEN CYLINDER TROLLEY	RAL WHITE	5898	94029010 - 5000	
	42192404SD00009	HospitalMedCart 1 shelves 0	SOIL LINEN TROLLEY	RAL WHITE	11347	94029010 - 5000	
	42295116SD00002	Surgical Double Step Stool MS	DOUBLE FOOT STEP	RAL WHITE	9970	94029090 - 5000	
	42192104SD00006	HospitalPhy Stool Square NO	FIXED SS TOP SQUARE STOOL	RAL WHITE	3269	94029090 - 5000	



Consumer Pricelist 2025


8	42192104SD00005	HospitalPhy Stool Round YES	HEIGHT ADJUSTABLE SS TOP ROUND STOOL	N A	6107	94029010 - 5000	
---	-----------------	-----------------------------------	---	-----	------	-----------------	---

Consumer Pricelist 2025

42191808PA00288	MS Siderails 3 Bar	MS SIDERAIL PAIR 3 BAR FOR AYUSH BED	RAL WHITE	13108	94029010 - 1170	
42191808PA00289	SS Siderails 3 Bar	SS SIDERAIL PAIR 3 BAR FOR AYUSH BED	N A	16415	94029010 - 1170	
42191808PA00287	HC Single Crank Handle PPCO	SINGLE CRANK HANDLE	-	861	94029010 - 1170	



	LN Code	LN [System] Description	Product Description	Color	Unit Basic Price	HSN Code & LN Code	Images
INFANTS	42191808SD00136	Hospital Paediatric BedSHEET	PAEDIATRIC SHEET BED WITH SIDE RAIL WITHOUT MATTRESS	RAL WHITE	33257	94029010 - 5000	
	42191803SD00002	Crib on Bed MS NF PP Beds	CRIB ARRANGEMENT ON BED FOR PP HB/FB WITHOUT MATTRESS *Compatible with Ayush Fowler & SF Bed SSPLT Variant only	RAL WHITE	4775	94029010 - 5000	
	42191803SD00001	Infants Crib on trolley MS NF	CRIB ON TROLLEY WITH CASTORS WITHOUT MATTRESS	RAL WHITE	15806	94029010 - 5000	

PROJECT NAME: WBSedCL		E QUOTE NO:31603		DATED:01.07.2025		
S NO.	DESCRIPTION	REFERENCE IMAGE	QTY	BASIC COST PER W/S	BASIC TOTAL AMOUNT	TAXES - GST 18%
1	<p>RECTA WORKSTATIONS - 1200 x 600 1 SEATER Providing and placing WISH spine and fin based modular workstation, with partition thickness as 52.4 mm thk and ht - 1200 including powder coated aluminium trims. FIN: out of 22.5 mm thk panel formed out of blocks which are 18 mm thk PLB boards wrapped with laminate & fabric at intermediate level. Top block finished in fabric finish. T Bottom block is finished in metal finish. Tiles on main spine: Combination of top tiles are Prelam tile. Bottom tiles - Plain metal. INTERMEDIATE BLOCKS Intermediate blocks are given in fabric + DL finish. Wire Management through main spine- Wires shall be taken into the system through cable ducts from the junction boxes and it is carried upto the panels through concealed conduits inside the blocks. legs - metal powder coated legs at the end and shared condition. System shall also have 120 mm high powder coated standalone panel legs to give the system an elevated look. Worksurface - Main table recta out of 25 mm thk prelam particle board with flat pvc lipping edge banding of size 1200 mm w x 600 mm d . Pedestals with legs - Nova pedestal flat metal front, full ht free standing central locking of size 390 mm w x 435 mm d x 646 mm ht 3dr = 2box+1file. CPU trolley - with castors KBPT with mousetray - metal Note: All partitions and side panels have levelling screws for adjustment in case of Uneven floor to take care of +/- 40 mm of uneven flooring.</p>		1	₹ 37,571	₹ 37,571	APPLICABLE
a			1	₹ 7,555	₹ 7,555	APPLICABLE
b			1	₹ 738	₹ 738	APPLICABLE
c			1	₹ 1,892	₹ 1,892	APPLICABLE
TOTAL					₹ 47,756	
2	<p>RECTA WORKSTATIONS - 1200 x 600 2 SEATER side by side Providing and placing WISH spine and fin based modular workstation, with partition thickness as 52.4 mm thk and ht - 1200 including powder coated aluminium trims. FIN: out of 22.5 mm thk panel formed out of blocks which are 18 mm thk PLB boards wrapped with laminate & fabric at intermediate level. Top block finished in fabric finish. T Bottom block is finished in metal finish. Tiles on main spine: Combination of top tiles are Prelam tile. Bottom tiles - Plain metal. INTERMEDIATE BLOCKS Intermediate blocks are given in fabric + DL finish. Wire Management through main spine- Wires shall be taken into the system through cable ducts from the junction boxes and it is carried upto the panels through concealed conduits inside the blocks. legs - metal powder coated legs at the end and shared condition. System shall also have 120 mm high powder coated standalone panel legs to give the system an elevated look. Worksurface - Main table recta out of 25 mm thk prelam particle board with flat pvc lipping edge banding of size 1200 mm w x 600 mm d . Pedestals with legs - Nova pedestal flat metal front, full ht free standing central locking of size 390 mm w x 435 mm d x 646 mm ht 3dr = 2box+1file. CPU trolley - with castors KBPT with mousetray - metal Note: All partitions and side panels have levelling screws for adjustment in case of Uneven floor to take care of +/- 40 mm of uneven flooring.</p>		1	₹ 68,495	₹ 68,495	APPLICABLE
a			2	₹ 7,555	₹ 15,110	APPLICABLE
b			2	₹ 738	₹ 1,476	APPLICABLE
c			2	₹ 1,892	₹ 3,784	APPLICABLE
TOTAL					₹ 88,865	


<p>3. RECTA WORKSTATIONS - 1200 x 600 2 SEATER B2B Providing and placing WISH spine and fin based modular workstation, with partition thickness as 52.4 mm thk and ht - 1200 including powder coated aluminium trims. FIN: out of 22.5 mm thk panel formed out of blocks which are 18 mm thk PLB boards wrapped with laminate & fabric at intermediate level. Top block finished in fabric finish. T Bottom block is finished in metal finish. Tiles on main spine: Combination of top tiles are Prelam tile. Bottom tiles - Plain metal. INTERMEDIATE BLOCKS Intermediate blocks are given in fabric + DL finish. Wire Management through main spine- Wires shall be taken into the system through cable ducts from the junction boxes and it is carried upto the panels through concealed conduits inside the blocks. legs - metal powder coated legs at the end and shared condition. System shall also have 120 mm high powder coated standalone panel legs to give the system an elevated look. Worksurface - Main table recta out of 25 mm thk prelam particle board with flat pvc lipping edge banding of size 1200 mm w x 600 mm d . a Pedestals with legs - Nova pedestal flat metal front, full ht free standing central locking of size 390 mm w x 435 mm d x 646 mm ht 3dr = 2box+1file. b CPU trolley - with castors c KBPT with mousetray - metal Note: All partitions and side panels have levelling screws for adjustment in case of Uneven floor to take care of +/- 40 mm of uneven flooring.</p>			<p>1 ₹ 56,872</p> <p>2 ₹ 7,555</p> <p>2 ₹ 738</p> <p>2 ₹ 1,892</p>	<p>₹ 56,872</p> <p>₹ 15,110</p> <p>₹ 1,476</p> <p>₹ 3,784</p>	<p>APPLICABLE</p> <p>APPLICABLE</p> <p>APPLICABLE</p> <p>APPLICABLE</p>
<p>TOTAL</p>				<p>₹ 77,242</p>	

Sudipta Ghosh





<p>4. RECTA WORKSTATIONS - 1200 x 600 3 SEATER Providing and placing WISH spine and fin based modular workstation, with partition thickness as 52.4 mm thk and ht - 1200 including powder coated aluminium trims. FIN: out of 22.5 mm thk panel formed out of blocks which are 18 mm thk PLB boards wrapped with laminate & fabric at intermediate level. Top block finished in fabric finish. T Bottom block is finished in metal finish. Tiles on main spine: Combination of top tiles are Prelam tile. Bottom tiles - Plain metal. INTERMEDIATE BLOCKS Intermediate blocks are given in fabric + DL finish. Wire Management through main spine- Wires shall be taken into the system through cable ducts from the junction boxes and it is carried upto the panels through concealed conduits inside the blocks. legs - metal powder coated legs at the end and shared condition. System shall also have 120 mm high powder coated standalone panel legs to give the system an elevated look. Worksurface - Main table recta out of 25 mm thk prelam particle board with flat pvc lipping edge banding of size 1200 mm w x 600 mm d. a Pedestals with legs - Nova pedestal flat metal front, full ht free standing central locking of size 390 mm w x 435 mm d x 646 mm ht 3dr = 2box+1file. b CPU trolley - with castors c KBPT with mouse tray - metal Note: All partitions and side panels have levelling screws for adjustment in case of Uneven floor to take care of +/- 40 mm of uneven flooring.</p>		1 3 3 3	₹ 97,399 ₹ 7,555 ₹ 738 ₹ 1,892	₹ 97,399 ₹ 22,664 ₹ 2,214 ₹ 5,676	APPLICABLE APPLICABLE APPLICABLE APPLICABLE
TOTAL				₹ 1,27,954	
<p>5. RECTA WORKSTATIONS - 1200 x 600 4 SEATER SIDE BY SIDE Providing and placing WISH spine and fin based modular workstation, with partition thickness as 52.4 mm thk and ht - 1200 including powder coated aluminium trims. FIN: out of 22.5 mm thk panel formed out of blocks which are 18 mm thk PLB boards wrapped with laminate & fabric at intermediate level. Top block finished in fabric finish. T Bottom block is finished in metal finish. Tiles on main spine: Combination of top tiles are Prelam tile. Bottom tiles - Plain metal. INTERMEDIATE BLOCKS Intermediate blocks are given in fabric + DL finish. Wire Management through main spine- Wires shall be taken into the system through cable ducts from the junction boxes and it is carried upto the panels through concealed conduits inside the blocks. legs - metal powder coated legs at the end and shared condition. System shall also have 120 mm high powder coated standalone panel legs to give the system an elevated look. Worksurface - Main table recta out of 25 mm thk prelam particle board with flat pvc lipping edge banding of size 1200 mm w x 600 mm d. a Pedestals with legs - Nova pedestal flat metal front, full ht free standing central locking of size 390 mm w x 435 mm d x 646 mm ht 3dr = 2box+1file. b CPU trolley - with castors c KBPT with mouse tray - metal Note: All partitions and side panels have levelling screws for adjustment in case of Uneven floor to take care of +/- 40 mm of uneven flooring.</p>		1 4 4 4	₹ 1,27,314 ₹ 7,555 ₹ 738 ₹ 1,892	₹ 1,27,314 ₹ 30,219 ₹ 2,953 ₹ 7,568	APPLICABLE APPLICABLE APPLICABLE APPLICABLE
TOTAL				₹ 1,68,054	



Sudipta




<p>6. RECTA WORKSTATIONS - 1200 x 600 4 SEATER B2B Providing and placing WISH spine and fin based modular workstation, with partition thickness as 52.4 mm thk and ht - 1200 including powder coated aluminium trims. FIN: out of 22.5 mm thk panel formed out of blocks which are 18 mm thk PLB boards wrapped with laminate & fabric at intermediate level. Top block finished in fabric finish. T Bottom block is finished in metal finish. Tiles on main spine: Combination of top tiles are Prelam tile. Bottom tiles - Plain metal. INTERMEDIATE BLOCKS Intermediate blocks are given in fabric + DL finish. Wire Management through main spine- Wires shall be taken into the system through cable ducts from the junction boxes and it is carried upto the panels through concealed conduits inside the blocks. legs - metal powder coated legs at the end and shared condition. System shall also have 120 mm high powder coated standalone panel legs to give the system an elevated look. Worksurface - Main table recta out of 25 mm thk prelam particle board with flat pvc lipping edge banding of size 1200 mm w x 600 mm d. a Pedestals with legs - Nova pedestal flat metal front, full ht free standing central locking of size 390 mm w x 435 mm d x 646 mm ht 3dr = 2box+1file. b CPU trolley - with castors c KBPT with mousetray - metal Note: All partitions and side panels have levelling screws for adjustment in case of Uneven floor to take care of +/- 40 mm of uneven flooring.</p>			<p>1 ₹ 99,280</p> <p>4 ₹ 7,555</p> <p>4 ₹ 738</p> <p>4 ₹ 1,892</p>	<p>₹ 99,280</p> <p>₹ 30,219</p> <p>₹ 2,953</p> <p>₹ 7,568</p>	<p>APPLICABLE</p> <p>APPLICABLE</p> <p>APPLICABLE</p> <p>APPLICABLE</p>
<p>TOTAL</p>				<p>₹ 1,40,020</p>	

Sudipta Ghosh



<p>7 RECTA WORKSTATIONS - 1200 x 600 5 SEATER Providing and placing WISH spine and fin based modular workstation, with partition thickness as 52.4 mm thk and ht - 1200 including powder coated aluminium trims. FIN: out of 22.5 mm thk panel formed out of blocks which are 18 mm thk PLB boards wrapped with laminate & fabric at intermediate level. Top block finished in fabric finish. T Bottom block is finished in metal finish. Tiles on main spine: Combination of top tiles are Prelam tile. Bottom tiles - Plain metal. INTERMEDIATE BLOCKS Intermediate blocks are given in fabric + DL finish. Wire Management through main spine- Wires shall be taken into the system through cable ducts from the junction boxes and it is carried upto the panels through concealed conduits inside the blocks. legs - metal powder coated legs at the end and shared condition. System shall also have 120 mm high powder coated standalone panel legs to give the system an elevated look. Worksurface - Main table recta out of 25 mm thk prelam particle board with flat pvc lipping edge banding of size 1200 mm w x 600 mm d . a Pedestals with legs - Nova pedestal flat metal front, full ht free standing central locking of size 390 mm w x 435 mm d x 646 mm ht 3dr = 2box+1file. b CPU trolley - with castors c KBPT with mousetray - metal Note: All partitions and side panels have levelling screws for adjustment in case of Uneven floor to take care of +/- 40 mm of uneven flooring.</p>		1 5 5 5	₹ 1,57,228 ₹ 7,555 ₹ 738 ₹ 1,892	₹ 1,57,228 ₹ 37,774 ₹ 3,691 ₹ 9,461	APPLICABLE APPLICABLE APPLICABLE APPLICABLE
TOTAL				₹ 2,08,153	
<p>8 RECTA WORKSTATIONS - 1200 x 600 6 SEATER RECTA Providing and placing WISH spine and fin based modular workstation, with partition thickness as 52.4 mm thk and ht - 1200 including powder coated aluminium trims. FIN: out of 22.5 mm thk panel formed out of blocks which are 18 mm thk PLB boards wrapped with laminate & fabric at intermediate level. Top block finished in fabric finish. T Bottom block is finished in metal finish. Tiles on main spine: Combination of top tiles are Prelam tile. Bottom tiles - Plain metal. INTERMEDIATE BLOCKS Intermediate blocks are given in fabric + DL finish. Wire Management through main spine- Wires shall be taken into the system through cable ducts from the junction boxes and it is carried upto the panels through concealed conduits inside the blocks. legs - metal powder coated legs at the end and shared condition. System shall also have 120 mm high powder coated standalone panel legs to give the system an elevated look. Worksurface - Main table recta out of 25 mm thk prelam particle board with flat pvc lipping edge banding of size 1200 mm w x 600 mm d . a Pedestals with legs - Nova pedestal flat metal front, full ht free standing central locking of size 390 mm w x 435 mm d x 646 mm ht 3dr = 2box+1file. b CPU trolley - with castors c KBPT with mousetray - metal Note: All partitions and side panels have levelling screws for adjustment in case of Uneven floor to take care of +/- 40 mm of uneven flooring.</p>		1 6 6 6	₹ 1,94,213 ₹ 7,555 ₹ 738 ₹ 1,892	₹ 1,94,213 ₹ 45,329 ₹ 4,429 ₹ 11,353	APPLICABLE APPLICABLE APPLICABLE APPLICABLE
TOTAL				₹ 2,55,323	

<p>9 RECTA WORKSTATIONS - 1200 x 600 6 SEATER RECTA B2B Providing and placing WISH spine and fin based modular workstation, with partition thickness as 52.4 mm thk and ht - 1200 including powder coated aluminium trims. FIN: out of 22.5 mm thk panel formed out of blocks which are 18 mm thk PLB boards wrapped with laminate & fabric at intermediate level. Top block finished in fabric finish. T Bottom block is finished in metal finish. Tiles on main spine: Combination of top tiles are Prelam tile. Bottom tiles - Plain metal. INTERMEDIATE BLOCKS Intermediate blocks are given in fabric + DL finish. Wire Management through main spine- Wires shall be taken into the system through cable ducts from the junction boxes and it is carried upto the panels through concealed conduits inside the blocks. legs - metal powder coated legs at the end and shared condition. System shall also have 120 mm high powder coated standalone panel legs to give the system an elevated look. Worksurface - Main table recta out of 25 mm thk prelam particle board with flat pvc lipping edge banding of size 1200 mm w x 600 mm d . a Pedestals with legs - Nova pedestal flat metal front, full ht free standing central locking of size 390 mm w x 435 mm d x 646 mm ht 3dr = 2box+1file. b CPU trolley - with castors c KBPT with mousetray - metal Note: All partitions and side panels have levelling screws for adjustment in case of Uneven floor to take care of +/- 40 mm of uneven flooring.</p>		1 6 6 6	₹ 1,41,688 ₹ 7,555 ₹ 738 ₹ 1,892	₹ 1,41,688 ₹ 45,329 ₹ 4,429 ₹ 11,353	APPLICABLE APPLICABLE APPLICABLE APPLICABLE
TOTAL		₹ 2,02,798			
<p>10 RECTA WORKSTATIONS - 1200 x 600 8 SEATER RECTA B2B Providing and placing WISH spine and fin based modular workstation, with partition thickness as 52.4 mm thk and ht - 1200 including powder coated aluminium trims. FIN: out of 22.5 mm thk panel formed out of blocks which are 18 mm thk PLB boards wrapped with laminate & fabric at intermediate level. Top block finished in fabric finish. T Bottom block is finished in metal finish. Tiles on main spine: Combination of top tiles are Prelam tile. Bottom tiles - Plain metal. INTERMEDIATE BLOCKS Intermediate blocks are given in fabric + DL finish. Wire Management through main spine- Wires shall be taken into the system through cable ducts from the junction boxes and it is carried upto the panels through concealed conduits inside the blocks. legs - metal powder coated legs at the end and shared condition. System shall also have 120 mm high powder coated standalone panel legs to give the system an elevated look. Worksurface - Main table recta out of 25 mm thk prelam particle board with flat pvc lipping edge banding of size 1200 mm w x 600 mm d . a Pedestals with legs - Nova pedestal flat metal front, full ht free standing central locking of size 390 mm w x 435 mm d x 646 mm ht 3dr = 2box+1file. b CPU trolley - with castors c KBPT with mousetray - metal Note: All partitions and side panels have levelling screws for adjustment in case of Uneven floor to take care of +/- 40 mm of uneven flooring.</p>		1 8 8 8	₹ 1,84,682 ₹ 7,555 ₹ 738 ₹ 1,892	₹ 1,84,682 ₹ 60,438 ₹ 5,905 ₹ 15,137	APPLICABLE APPLICABLE APPLICABLE APPLICABLE
TOTAL		₹ 2,66,162			

<p>11. RECTA WORKSTATIONS - 1200 x 600 10 SEATER RECTA B2B. Providing and placing WISH spine and fin based modular workstation, with partition thickness as 52.4 mm thk and ht - 1200 including powder coated aluminium trims. FIN: out of 22.5 mm thk panel formed out of blocks which are 18 mm thk PLB boards wrapped with laminate & fabric at intermediate level. Top block finished in fabric finish. T Bottom block is finished in metal finish. Tiles on main spine: Combination of top tiles are Prelam tile. Bottom tiles - Plain metal. INTERMEDIATE BLOCKS Intermediate blocks are given in fabric + DL finish. Wire Management through main spine- Wires shall be taken into the system through cable ducts from the junction boxes and it is carried upto the panels through concealed conduits inside the blocks. legs - metal powder coated legs at the end and shared condition. System shall also have 120 mm high powder coated standalone panel legs to give the system an elevated look. Worksurface - Main table recta out of 25 mm thk prelam particle board with flat pvc lipping edge banding of size 1200 mm w x 600 mm d . Pedestals with legs - Nova pedestal flat metal front, full ht free standing central locking of size 390 mm w x 435 mm d x 646 mm ht 3dr = 2box+1file. CPU trolley - with castors KBPT with mousetray - metal Note: All partitions and side panels have levelling screws for adjustment in case of Uneven floor to take care of +/- 40 mm of uneven flooring.</p>		1 10 10 10	₹ 2,27,090 ₹ 7,555 ₹ 738 ₹ 1,892	₹ 2,27,090 ₹ 75,548 ₹ 7,382 ₹ 18,921	APPLICABLE APPLICABLE APPLICABLE APPLICABLE
TOTAL				₹ 3,28,940	
<p>12. PENTA WORKSTATIONS - 1500 X 1500 X 600 Providing and placing WISH panel & tile based modular workstation, with partition thickness as 52.4 mm thk and ht - 1200 including powder coated aluminium trims. Tiles on main spine: Combination of top tiles are Prelam tile. Bottom tiles - Plain metal. INTERMEDIATE BLOCKS Intermediate blocks are given in fabric + DL finish. Wire Management through main spine- Wires shall be taken into the system through cable ducts from the junction boxes and it is carried upto the panels through concealed conduits inside the blocks. legs - metal powder coated legs at the end and shared condition. System shall also have 120 mm high powder coated standalone panel legs to give the system an elevated look. Worksurface - out of 25 mm thk prelam particle board with flat pvc lipping edge banding of size 1500 mm w1 X 1500 MM w2 x 600 mm d . Pedestals with legs - Nova pedestal flat metal front, full ht free standing central locking of size 390 mm w x 435 mm d x 646 mm ht 3dr = 2box+1file. CPU trolley - with castors KBPT with mousetray - metal Note: All partitions and side panels have levelling screws for adjustment in case of Uneven floor to take care of +/- 40 mm of uneven flooring.</p>		1 1 1 1	₹ 80,299 ₹ 7,555 ₹ 738 ₹ 1,892	₹ 80,299 ₹ 7,555 ₹ 738 ₹ 1,892	APPLICABLE APPLICABLE APPLICABLE APPLICABLE
TOTAL				₹ 90,484	

SEATING PRICE LIST

Commercial-Customer Copy








WEF- 01st July, 2025

PRICE TERMS: The TOTAL CONSUMER PRICES quoted are ex-works and ex-warehouse at our Branch towns or E.O.R. Wholesale Dealer Towns. GST of 18% will be charged extra on the consumer basic price of the products.







FORMAT NO:PL(SEAT)-DOS 1 -P13A

IMAGES	ITEM DESCRIPTION	LN CODE	HSN CODE	KEY FEATURES	COLOUR CODES	PKG	Consumer Basic Price
	Posture Perfect (Company - 1130)						
	Posture Perfect High Back Premium Leather	56101522SD04682	94013900	Trackback Technology with 3 Position Tilt Limiter, Forward Tilt, Die cast polished Aluminum Pedestal, 4D Adj Arms, Bk Ht Adj, Seat Slide Mech	Premium Leather: Ruben Blue, Rosso, Pearl, Choco Standard Leather: Black, Camel, Bamboo, Tan Leatherette: Black, Tan, Peanut, Ruben Blue Fabric: Drak Grey, Light Grey, Green	1	87550
	Posture Perfect Full Back Premium Leather	56101522SD04686	94013900			1	84460
	Posture Perfect Visitor Premium Leather	56101522SD05760	94013900			1	34400
	Posture Perfect High Back Standard Leather	56101522SD04578	94013900			1	72100
	Posture Perfect Full Back Standard Leather	56101522SD04582	94013900			1	69010
	Posture Perfect Visitor Standard Leather	56101522SD05749	94013900			1	29700
	Posture Perfect High Back Leatherette	56101522SD04586	94013900			1	56650
	Posture Perfect Full Back Leatherette	56101522SD04590	94013900			1	53560
	Posture Perfect Visitor Leatherette	56101522SD05753	94013900			1	17500
Posture Perfect Fabric High Back	56101522SD05761	94013900	1			36750	
Posture Perfect Fabric Full Back	56101522SD05765	94013900	1	34750			
	LA SEDE (Company - 1130)						
	FU3201AXL01SXXXX - High Back	56101522SD04553	94013900	Pure Leather, Active Bio-Synchro with 5 Position Tilt Limiter, Die cast polished Aluminum Pedestal, Adj Arms, Bk Ht Adj, Seat Slide Mech	Black Ink LT01, Camel LT50, Dark Tan LT52, Natural LT80,	1	44512
	FU3202AXL01SXXXX - Mid Back	56101522SD04563	94013900			1	38832
	FU3212FXL01SXXXX - Visitor	56101522SD04551	94016900			1	31711
	EMERALD (Company - 1130)						
	Emerald Leather - High Back	56101522SD04737	94013900	Pure Leather, Centre Tilt Mechanism, Upright position lock, AI Die cast pedestal	Leather - Camel, Tan, Black	1	59667
	Emerald Leather - Full Back	56101522SD04744	94013900			1	54560
	Emerald Leatherette - High Back	56101522SD04738	94013900	Leatherette, Centre Tilt Mechanism, Upright position lock AI Die cast pedestal	LC - Black, Toffee, Ruben Blue, Peanut	1	24997
Emerald Leatherette - Full Back	56101522SD04745	94013900			1	24036	
	SAPPHIRE(Company-1130)						
	Sapphire HB Leatherette-High Back	56101522SD04873	94013900	Leatherette, Centre Tilt Mechanism, Upright position lock AI Die cast pedestal	LC - Black, Toffee, Ruben Blue, Peanut	1	24000
	Sapphire HB Leatherette- Full Back	56101522SD04877	94013900			1	23100
	QUARTZ(Company-1130)						
	Quartz Leatherette-High Back	56101522SD04882	94013900	Leatherette, Centre Tilt Mechanism, Upright position lock AI Die cast pedestal	LC - Black, Toffee, Ruben Blue, Peanut	1	25200
	Quartz Leatherette-Full Back	56101522SD04886	94013900			1	24255
	MARVEL (Company - 1130)						
	FU3301AXI3RSXXXX - High Back	56101522SD03530	94013900	Leatherette, Active Bio-Synchro with 5 Position Tilt Limiter, Die cast polished Aluminum Pedestal, Adj Arms, Bk Ht Adj, Seat Slide Mech	Black Ink LC01, Camel LC50, Dark Tan LC52,	1	22517
	FU3302AXI3RSXXXX - Mid Back	56101522SD03534	94013900			1	21015
	FU3312FXI3RSXXXX - Visitor	56101522SD03538	94016900			1	15881
	THRILL (Company - 1130)						
	Thrill Cushion Executive (LC) HB	56101522SD04457	94013900	Leatherette, 3D Adjustable Armrests, Centre Tilt Synchro Mechanism, 3 Pos Lock, AI Die Cast Pedestal	Exclusive LC Range Leatherette - Black, Peanut, Ruben, Toffee, Tan	1	18144
	Thrill Cushion Executive (LC) Full Back	56101522SD04453	94013900			1	17010
	Thrill Cushion Executive Visitor	56101522SD05246	94013900			2	9450
	Thrill Cushion Leatherette HB	56101522SD04442	94013900	Leatherette, 1D Adjustable Armrests, Centre Tilt Synchro Mechanism, 3 Pos Lock, Nylon Pedestal	Exclusive LC Range Leatherette - Black, Peanut, Ruben, Toffee, Tan	1	10433
	Thrill Cushion Leatherette Full Back	56101522SD04437	94013900			1	10093
	Thrill Cushion LC Visitor	56101522SD05247	94013900			1	6615
	Thrill Cushion Fabric HB	56101522SD04577	94013900	Knitted Fabric, 1D Adjustable Armrests, Centre Tilt Synchro Mechanism, 3 Pos Lock, Nylon Pedestal	FK01,FK07, FK10, FK18	1	9866
	Thrill Cushion Fabric Full Back	56101522SD04571	94013900			1	9639
Thrill Cushion Visitor Fabric	56101522SD05252	94013900	1			6195	
	ACE (Company - 1130)						
	FU3002AS15ISXXXX - Full Back	56101522SD04360	94013900	Active Bio-Synchro Mech with 5 Position Tilt Limiter, Bio-Flex Lumbar Support, Seat Slide Mech, Die cast polished Aluminum Pedestal, 2D Adj Arms	Black Mesh, Seat in FK01, FK07, FK10, FK18	1	20276
	FU3002AC153SXXXX - Conference	56101522SD04366	94013900	Active Bio-Synchro Mech with 5 Position Tilt Limiter, Auto return Mech, Die cast polished AI Pedestal with glides, 2D Adj Arms, Bio-Flex Lumbar Support		1	18314
	FUACEHRXV05SXXXX - Headrest	56101522SD04378	94016900			1	1681
	FU3012AXI15ISXXXX - Visitor	56101522SD04372	94016900	Bio-Flex Lumbar Support, MS Powder Coated U/S, 2D Adj Arms		1	14032






Legend for Fabric Details:- Crepe Fabric: Black Ink FC01, Royal Blue FC07, Earth Stone FC10, Milan Red FC18,
Knitted Fabric: Black Ink FK01, Royal Blue FK07, Earth Stone FK10, Milan Red FK18
Foam Laminated Fabric: Black Ink FL01, Garnet FL06, Royal Blue FL07, Earth Stone FL10
Pure Leather : Natural LT80, Camel LT50, Black Ink LT01, Dark Tan LT52,
Leatherette: Camel LC50, Black Ink LC01, Dark Tan LC52, Brown LC53

IMAGES	ITEM DESCRIPTION	LN CODE	HSN CODE	KEY FEATURES	COLOUR CODES	PKG	Consumer Basic Price
	GRETA 2.0 (Company - 1130)						
	Greta 2.0 Full Back	56101522SD04105	94017100	Active Bio-Synchro Mech with 5 position tilt limiter, 3 D Arms, Adjustable Lumbar, 5 position Tilt Limiter, Nylon Pedestal, Optional Headrest	White Bod, Black Body Seat - FK01, FK07, FK18	1	12978
	Greta 2.0 Head rest	56101522SD04113	94017100		Black Ink FK01	1	811
   	PULSE ENHANCED RANGE (Company - 1130)						
	Pulse Aero Large Seat Depth	56101522SD04692	94013900			1	12115
	Pulse Aero Head Rest (Common for Pulse Aero, Cross, Prime)	56101522SD04353	94016900			1	1010
	Pulse Elite Larger Seat Depth	56101522SD02520	94013900			1	15143
	Pulse Elite Headrest	56101522SD02530	94016900			1	1010
	Pulse Prime Large Seat	56101522SD04335	94013900			1	14566
	Pulse Prime Headrest (Common for Aero, Cross, Pulse Prime)	56101522SD04353	94016900			1	1010
	Pulse Cross Large Seat Depth	56101522SD04717	94013900			1	12692
	Pulse Cross Headrest (Common for Aero, Pulse Cross, Prime)	56101522SD04353	94016900			1	1010
	Coat-Hanger (Common fro Elite, Prime, Aero and Cross)	56101522SD02536	94016900			1	288
 	THRILL MESH (Company - 1130)						
	Thrill Mesh Plus Full Back	56101522SD04653	94013900	Mesh Back, 3D Adjustable Armrests, Centre Tilt Synchro Mechanism, 3 Pos Lock, Aluminium Pedestal, Seat Slide Mech, Optional Headrest	White Bod, Black Body Seat - FK01, FK07, FK10, FK18		14175
	Thrill Mesh Full Back	56101522SD04656	94013900	Mesh Back, 1D Adjustable Armrests, Centre Tilt Synchro Mechanism, 3 Pos Lock, Nylon Pedestal, Optional Headrest	White Bod, Black Body Seat - FK01, FK07, FK10, FK18		10433
	Thrill Head Rest	56101522SD04668	94013900		White Bod, Black Body Seat - FK01, FK07, FK10, FK18		964
<p>Legend for Fabric Details:- Crepe Fabric: Black Ink FC01, Royal Blue FC07, Earth Stone FC10, Milan Red FC18, Knitted Fabric: Black Ink FK01, Royal Blue FK07, Earth Stone FK10, Milan Red FK18 Foam Laminated Fabric : Black Ink FL01, Garnet FL06, Royal Blue FL07, Earth Stone FL10 Pure Leather : Natural LT80, Camel LT50, Black Ink LT01, Dark Tan LT52, Leatherette: Camel LC50, Black Ink LC01, Dark Tan LC32, Brown LC53</p>							











IMAGES	ITEM DESCRIPTION	LN CODE	HSN CODE	KEY FEATURES	COLOUR CODES	PKG	Consumer Basic Price
	MOTION (Company 1130)						
	Motion High Back Larger Seat - Adjustable Armrests	56101522SD03761	94013900	Cantilever Flex system, Three Position Back Tilt Limiter	Body :- White and Grey, Fabric- FK01, FK07, FK10, FK18	1	12374
Motion Visitor	56101522SD03723	94016900	1			9201	
	MOTION MESH (Company 1130)						
	Motion Mesh High Back Larger Seat - Adjustable Armrests	56101522SD04834	94013900	Cantilever Flex system, Three Position Back Tilt Limiter	Body :- White and Grey, Fabric- FK01, FK07, FK10, FK18	1	11139
	VERSA NEO (Company - 1130)						
	FU3401AX13CSXXXX - High Back	56101522SD01612	94013900	Spacer Fabric, Adj Seat & back Ht, Adj Pu Arms, Active Bio-Synchro Mechanism with 5 position Tilt Limiter, Nylon Pedestal	Dual fabric-Grey+black LC (CC: 13C)	1	16703
	FU3402AX13CSXXXX - Mid Back	56101522SD01613	94013900			1	15973
	FU3412FX13CSXXXX - Visitor	56101522SD01732	94016900			1	9846
	VERSA CANVAS (Company - 1130)						
	FU3501AXF01SXXXX - High Back	56101522SD03629	94013900	Adj Seat & back Ht, Adj Pu Arms, Active Bio-Synchro Mechanism with 5 Position Tilt Limiter, Nylon Pedestal	Foam Laminated Range - Black Ink FL01, Garnet FL06, Royal Blue FL07, Earth Stone FL10,	1	17216
	FU3502AXF01SXXXX - Mid Back	56101522SD03637	94013900			1	16451
	FU3512AXF01SXXXX - Visitor	56101522SD03645	94016900			1	10023
	KAREENA NXT (Company - 1130)						
	FU9P01AX13RSXXXX - High Back	56101522SD03542	94013900	HB & MB-KTS Mech 4 Position Locking, Soft touch PU Arms, Chrome-Plated arms & Pedestal, Adj Backrest, Seat Slide for HB & MB	Black Ink LC01, Camel LC50, Dark Tan LC52, Crepe Fabric (FC01, FC07, FC10, FC18)	1	19140
	FU9P02AX13RSXXXX - Mid Back	56101522SD03546	94013900			1	17560
	FU9P12TX13RSXXXX - Visitor	56101522SD03558	94016900	Conf HB & MB-Fixed arms, Fixed Backrest, Fixed Seat		1	11224
	FU9P01TC13RSXXXX - High Back Conference	56101522SD03550	94013900			1	16845
FU9P02TC13RSXXXX - Mid Back Conference	56101522SD03554	94013900	1			15254	
	BEAT (LC)(Company - 1130)						
	FUBT01AX13RSXXEN - High Back W/O Seat Slide	56101522SD03566	94013900	KTS Mech 4 Position Locking, Chrome Pedestal, Chrome-plating element in PU-up-down adj arms & Ht. Adj Backrest	Black Ink LC01, Camel LC50, Dark Tan LC52,	1	16336
	FUBT01AS13RSXXEN - High Back With Seat Slide	56101522SD03562	94013900			1	17501
	FUBT02AX13RSXXEN - Mid Back W/O Seat Slide	56101522SD03574	94013900	MS Powder Coated U/S, Fixed Arm Rest		1	15250
	FUBT02AS13RSXXEN - Mid Back With Seat Slide	56101522SD03570	94013900			1	16415
	FUBT12TX13RSXXEN - Visitor	56101522SD03578	94016900	KTS Mech 4 Position Locking, Chrome Plated Pedestal, Chrome-plating element in Fixed Armrest	Black Ink LC01 for Conference	1	10654
	High Back Conference	56101522SD03582	94013900			1	15213
	Mid Back Conference	56101522SD03586	94013900			1	14457
	Visitor Conference	56101522SD03590	94016900	Chrome-plating element in Fixed Armrest, Chrome Understructure		1	11546
		BEAT (Fabric)					
FUBT01AXK05SXXEN - High Back W/O Seat Slide		56101522SD03870	94013900	KTS Mech 4 Position Locking, Nylon Pedestal, PU-up-down adj arms & Ht. Adj backrest	FK01, FK07, FK10, FK18	1	15108
FUBT01ASK05SXXEN - High Back With Seat Slide		56101522SD03861	94013900			1	16217
FUBT02AXK05SXXEN - Mid Back W/O Seat Slide		56101522SD03888	94013900	MS Powder Coated U/S, Fixed Arm Rest		1	13943
FUBT02ASK05SXXEN - Mid Back With Seat Slide		56101522SD03879	94013900			1	15052
FUBT12TXK05SXXEN - Visitor		56101522SD03897	94016900	KTS Mech 4 Position Locking, Chrome Plated Pedestal, Chrome-plating element in Fixed Armrest	FK01 (Black Ink for conference)	1	10143
High Back Conference		56101522SD02127	94013900			1	13529
Mid Back Conference		56101522SD02131	94013900			1	13057
Visitor Conference	56101522SD02135	94016900	Chrome-plating element in Fixed Armrest, Chrome Understructure		1	10997	
	BRAVO NXT (Company - 1130)						
	FU9U01RGV01SXXXX - High Back	56101522SD04779	94013900	Centre tilt synchro, 3 Pos Lock, Nylon Pedestal, PP Fixed Arms, Nylon Pedestal	FC01, FC07, FC10, FC18	1	11776
	FU9U02RGV01SXXXX - Mid Back	56101522SD04772	94013900			1	10527
	FU9U12RGV01SXXXX - Visitor	56101522SD02815	94016900			2	7971

Legend for Fabric Details:- Crepe Fabric: Black Ink FC01, Royal Blue FC07, Earth Stone FC10, Milan Red FC18,
Knitted Fabric: Black Ink FK01, Royal Blue FK07, Earth Stone FK10, Milan Red FK18
Foam Laminated Fabric: Black Ink FL01, Garnet FL06, Royal Blue FL07, Earth Stone FL10
Pure Leather : Natural LT80, Camel LT50, Black Ink LT01, Dark Tan LT52,
Leatherette: Camel LC50, Black Ink LC01, Dark Tan LC52, Brown LC53

IMAGES	ITEM DESCRIPTION	LN CODE	HSN CODE	KEY FEATURES	COLOUR CODES	PKG	Consumer Basic Price
	OXBO (Company - 1130)						
	FU7501RG151SXXEN - High Back	56101522SD03140	94013900	CT Mech Upright Position Locking, Fixed PP Arms, Nylon Ped	Black Mesh, Seat in FC01, FC07, FC10, FC18	1	9012
	FU7502RG151SXXEN - Mid Back	56101522SD03157	94013900			1	8176
	FU7512RG151SXXEN - Visitor	56101522SD03174	94016900			2	6763
	REGENCY (Company - 1120)						
	FU7001DXV01SXXXX - High Back	56101522SD03346	94013900	Thick Cushion, Centre-Tilt Mech, Upright Position Locking, Soft Top Fixed Arms, Tilt Tension Adj, Nylon Pedestal	FC01, FC07, FC10, FC18	1	22663
	FU7002DXV01SXXXX - Mid Back	56101522SD03362	94013900			1	21279
	FU7003DXV01SXXXX - Visitor With Arms	56101522SD03378	94016900			2	12419
	FU7004DXV01SXXXX - Visitor W/o Arms	56101522SD03394	94016900			2	11143
	PREMIUM EXECUTIVE CHAIRS (Company - 1120)						
	FU7000XXV01SXXXX - Very High Back	56101522SD03194	94013900	Centre Tilt mechanism, Upright Position Locking, Soft Top Fixed Arms, Tilt Tension Adj, Nylon Pedestal	FC01, FC07, FC10, FC18	1	25230
	FU7001XXV01SXXXX - High Back	56101522SD03210	94013900			1	20406
	FU7002XXV01SXXXX - Mid Back	56101522SD03225	94013900			1	19100
	FU7003XXV01SXXXX - Visitor With Arms	56101522SD03241	94016900			2	11041
	FU7004XXV01SXXXX - Visitor W/o Arms	56101522SD03257	94016900			2	9221
	PREMIER (Company - 1120)						
	FU7101RXV01SXXXX - High Back	56101522SD03300	94013900	Centre Tilt Mechanism, Powder Coated Metal Pedestal, PP Fixed Arms	FC01, FC07, FC10, FC18	1	11809
	FU7102RXV01SXXXX - Mid Back	56101522SD03299	94013900			1	10455
	FU7112RXV01SXXXX - Visitor With Arms	56101522SD03274	94016900			2	6625
	FU7112XXV01SXXXX - Visitor W/o Arms	56101522SD03301	94016900			2	6092
	EARI (Company - 1120)						
	FU7201RXV01SXXXX - High Back	56101522SD02920	94013900	Fixed Arms, Centre tilt Mechanism, Nylon Pedestal	FC01, FC07, FC10, FC18	1	12608
	FU7202RXV01SXXXX - Mid Back	56101522SD02937	94013900			1	11164
	FU7212RXV01SXXXX - Visitor	56101522SD02953	94016900			2	7069
<p>Legend for Fabric Details:- Crepe Fabric: Black Ink FC01, Royal Blue FC07, Earth Stone FC10, Milan Red FC18, Knitted Fabric: Black Ink FK01, Royal Blue FK07, Earth Stone FK10, Milan Red FK18 Foam Laminated Fabric : Black Ink FL01, Garnet FL06, Royal Blue FL07, Earth Stone FL10 Pure Leather : Natural LT80, Camel LT50, Black Ink LT01, Dark Tan LT52, Leatherette: Camel LC50, Black Ink LC01, Dark Tan LC52, Brown LC53</p>							












IMAGES	ITEM DESCRIPTION	LN CODE	HSN CODE	KEY FEATURES	COLOUR CODES	PKG	Consumer Basic Price
	DIVA (Company - 1120)						
	FU7042RXV01SXXXX - Revolving Low Back Fixed Loop Arms	56101522SD02835	94013900	Perm Cont mechanism/ Upright position locking, Injection moulded Pedestal	FC01, FC07, FC10, FC18	1	7319
	FU7043XXV01SXXXX - Visitor W/o Arms	56101522SD02851	94016900			2	5331
	FU7044TXV01SXXXX - Visitor With Arms	56101522SD02867	94016900			2	5843
FU7046RXV01SXXXX - Revolving Mid Back with Fixed Loop Arms	56101522SD02900	94013900	1			7529	
	STOOLS (Company - 5000)						
	FUS12XEN019SXTRD - Stool	56112106SD00001	94016900	Black powder coated	19 (Black)	6	1824
	FUS1M4NC13RSXTRD - Mech Ht Rev Stool Mch HT Adj w/o Back	56112106SD00059	94013900	Available in Synthetic leather seat & back, metal Pedestal	13R (Black)	1	3851
	FUS1M4HC13RSXTRD - Mech Ht Adj w/o Back Hi Base	56112106SD00061	94013900			1	4800
	FUS1M4NC13RSXTRD - Mech Ht Adj + Back	56112106SD00058	94013900			1	5108
FUS1M4HC13RSXTRD - Mech Ht Adj + back Hi Base	56112106SD00060	94013900	1			5955	
	EEZYSIT (Company - 1130)						
	Eezysit ChestNut Brown Leisure	56101522SD03989	94016900	PU foam, sandwich knitted fabric, portable and foldable	Chestnut Brown Leisure	1	2697
	CLASSIC (Company - 1120)						
	FUCH4XXX003XXEN - Cane Chair without Armrest	56101522SD01729	94016900	Powder Coated Frame	03 (Grey), 12 (Brown)	4	4192
	FUCH7XXX003XXEN - Cane Chair with Armrest	56101522SD01513	94016900			4	4768
	FUCH7BXX003XXEN - Leatherette Cushion Chair with Armrest	56101522SD00124	94016900			4	5187
FUCH8XXX003XXEN - Leatherette Cushion Chair W/o Armrest	56101522SD00125	94016900	4			4319	
	MULTIPURPOSE (Company - 1120)						
	FU1004XXV01SXXEN - Cushioned Chair W/o Armrest	56101522SD03123	94016900	Powder Coated Frame	Please Refer Annexure for Voila Shades Available	4	5056
	FU1007XXV01SXXEN - Cushioned Chair with Armrest	56101522SD02696	94016900			4	5978
FU1018XXV01SXXXX - Cushioned Chair 4 Legged W/o Armrest	56101522SD02713	94016900	4			4682	
	SCINTILLA (Company - 1120)						
	FUSCINXXK05SXXXX - W/o Arms & W/o Desklet	56101522SD03834	94016900	Scratch Resistant flip up full desklet, Brake Castors for ABS Desklet only, Manual Tip up Seat	FK01, FK07, FK10, FK18	2	7652
FUSCINIXK05SXXXX - With Individual Arms & W/o Desklet	56101522SD03814	94016900	2			9188	
	RELAX RANGE (Company - 1130)						
	Relax 4 legs without arm; without castor	56101522SD05162	94013900	MS Understructure, Mesh back, With/without arms and with/without castors. Stackable only for variants without castors	White Body with grey mesh Black Body with black mesh Seat - FK01, FK07, FK10, FK18	4	4664
	Relax 4 legs with arm & castor	56101522SD05179	94013900			4	5441
	Please refer to Relax annexure for entire Range Details						
							

Legend for Fabric Details:- Crepe Fabric: Black Ink FC01, Royal Blue FC07, Earth Stone FC10, Milan Red FC18,
Knitted Fabric: Black Ink FK01, Royal Blue FK07, Earth Stone FK10, Milan Red FK18
Foam Laminated Fabric: Black Ink FL01, Garnet FL06, Royal Blue FL07, Earth Stone FL10
Pure Leather: Natural LT80, Camel LT50, Black Ink LT01, Dark Tan LT52,
Leatherette: Camel LC50, Black Ink LC01, Dark Tan LC52, Brown LC53



IMAGES	ITEM DESCRIPTION	LN CODE	HSN CODE	KEY FEATURES	COLOUR CODES	PKG	Consumer Basic Price
	CAFE CHAIRS (Company - 1120)						
	Shine Universal MS	56101522SD04018	94016900	4- legged Stackable chair in sizemark 6 with MS understructure	Light Grey, Dark Grey, Azure Blue, Indian Red Chilli, Leaf Green	4	2511
	Shine Universal SS	56101522SD04023	94016900	4-legged Stackable chair in sizemark 6 with SS understructure		4	3760
	FUUNWIMS021SXXXX - Unwind Café Chair	56101542SD00013	94016900	MS Powder Coated Understructure		4	3505
	FUUNWXA021SXXXX - Unwind with Arms	56101522SD00127	94016900		Aqua Blue -021, Orchid White -022, 025- Raspberry Red, CNY Grey		4266
	FUUNWISS021SXXXX - Unwind Café Chair	56101542SD00016	94016900	SS Understructure		4	4270
	FUUNWCUBLKXXXX - Unwind Cushion Upholstery Cover (Cushion sets are applicable for all variants of Unwind)	56101542SD00019	94016900	Seat & Back upholstery	Black	1	1519
	TRAINING ROOM (Company - 1120)						
	FUCH18CX003SXXEN - Leatherite Cushion with Full Desklet & Paper Tray	56101522SD00111	94016900	Teak Colour Desklet		4	7384
	FU1018DXV01SXXXX - Cushioned 4 Legged Chair with Full Desklet	56101522SD01203	94016900	Teak Colour Desklet	FC01, FC07, FC18	4	6944
	Scintilla FUSCINXDK05SXXXX - With Desklet & Arms	56101522SD03825	94016900	Scratch Resistant flip up full desklet, Brake Castors for ABS Desklet only, Manual Tip up Seat	FK01, FK07, FK10, FK18	2	11807
	Relax Full desklet (Company - 1130)	56101522SD05220	94013900			4	8781
	Relax Quarter desklet (Company - 1130)	56101522SD05225	94013900	MS Understructure, Mesh back, quarter and full desklet and optional wiretray	Black Body Seat - FK01, FK07, FK10, FK18	4	5565
	Relax Wiretray (Company - 1130)	56101522SD05356	94013900			1	944
	FUUNWIXD021SXXXX - Unwind with Qtr Desklet	56101522SD01222	94016900	With wiretray, Dsklt MS Powder Coated U/S	Aqua Blue -021, Orchid White -022, 025- Raspberry Red, CNY Grey	4	6367
<p>Legend for Fabric Details:- Crepe Fabric: Black Ink FC01, Royal Blue FC07, Earth Stone FC10, Milan Red FC18, Knitted Fabric: Black Ink FK01, Royal Blue FK07, Earth Stone FK10, Milan Red FK18 Foam Laminated Fabric : Black Ink FL01, Garnet FL06, Royal Blue FL07, Earth Stone FL10 Pure Leather : Natural LT80, Camel LT50, Black Ink LT01, Dark Tan LT52, Leatherette: Camel LC50, Black Ink LC01, Dark Tan LC52, Brown LC53</p>							
	School Education Range (Company - 1120)						
	Shine Junior Leaf Green SM3 With Bag Holder PCK4	56101522SD04047	94016900	Available in SM3 - Size Mark 3	Light Grey, Dark Grey, Azure Blue, Indian Red Chilli, Leaf Green	4	3076
	Shine Junior Leaf Green SM4 With Bag Holder PCK4	56101522SD04059	94016900	SM4 - Size Mark 4		4	3101
	Shine Junior Leaf Green SM5 With Bag Holder PCK4	56101522SD04071	94016900	SM5 - Size Mark 5		4	3418
	Shine Junior Leaf Green SM6 With Bag Holder PCK4	56101522SD04082	94016900	SM6 - Size Mark 6		4	3459
				Understrucure colour is cement grey.			
	PREMIUM LOUNGE CHAIRS (Company - 5000)						
	FUL41XXXV01SXTRD - 1 Str	56112105SD00001	94017100		FC01, FC07, FC18	1	13153
	FUL42XXXV01SXTRD - 2 Str	56112105SD00018	94017100	Unique Flexible Back, Durable Steel Understructure, Adj Glides for Level Adj on uneven floor		1	20789
	FUL43XXXV01SXTRD - 3 Str	56112105SD00035	94017100			1	32412
	PISA (Company - 1130)						
	FUPISA1X701SXXXX - 1 Str	56112105SD00334	94017100		Fabric: Shadow+ Cement Grey, Milan Red + Cement Grey, Ink + Cement Grey , Leatherette: Black	1	27238
	FUPISA2X701SXXXX - 2 Str	56112105SD00337	94017100	Ergonomic Back Support, Soft Touch Fine Finish, Durable Fabric, also available in Rich Black Leatherite		1	35501
	FUPISA3X701SXXXX - 3 Str	56112105SD00340	94017100			1	43458
<p>Legend for Fabric Details:- Crepe Fabric: Black Ink FC01, Royal Blue FC07, Earth Stone FC10, Milan Red FC18, Knitted Fabric: Black Ink FK01, Royal Blue FK07, Earth Stone FK10, Milan Red FK18 Foam Laminated Fabric : Black Ink FL01, Garnet FL06, Royal Blue FL07, Earth Stone FL10 Pure Leather : Natural LT80, Camel LT50, Black Ink LT01, Dark Tan LT52, Leatherette: Camel LC50, Black Ink LC01, Dark Tan LC52, Brown LC53</p>							










IMAGES	ITEM DESCRIPTION	LN CODE	HSN CODE	KEY FEATURES	COLOUR CODES	PKG	Consumer Basic Price
	NANO PERCH (Company - 5000) FUBPMIX3219SSHGF - Nano Perch	56101602SD00002	94016900	With Arms & W/o Cushion MII 0%		1	21650
	TRAVERSE (Company - 5000) Traverse 3 seater with 2 arms Traverse Cushion Accessory (Set of 3) Traverse SS Arms (Set of 2)(Extra pair of arms if 'Traverse 3 seater 2 arms' is required with individual arms)	56101522SD04753	94031010	3 seater with SS 304 arms at the ends MII 100% Cushion Seat of 3 SS 304 Arm Pair	Silver Grey Navy Blue LC	1 1	30823 6817 3461
	LUFT (Company - 1110) Luft 3 seater 4 arms Luft 4 seater 5 arms	56101522SD04866 56101522SD04868	94019900	Self Skin PU Seat and Back, Al Extrusion Cross Beam, Al Die Cast Arms and Legs		1 1	63809 81113
	TRANSIT(Company -5000) TranSit Bklnk Public Fixed	56101522SD03552	94019900	Leatherette Seat and Back, MS understructure	Black, Toffee	1	16000
	MATRIX (Company - 5000) FUMTX3XX402SXTTRD - 3 Str No Arm, T.White FUMTX3X402SXTTRD - 3 Str Comm Arm, T.White FUMTX3XS402SXTTRD - 3Str No Arm, T.White & Side Table FUMTX3S402SXTTRD - 3 Str Comm Arm, T.White & Side Table FUMTX3CU02RSXTTRD - 3 seat cush set	56101522SD03976 56101522SD03977 56101522SD03980 56101522SD03981 56101602SD00014	94016900 94016900 94016900 94016900 94016900			1 1 1 1 1	18903 23179 21075 25371 5066
	CENTER TABLES (Company - 5000) FUPISACT030SXXXX - Center Table FUPISAST030SXXXX - Side Table	56112105SD00104 56112105SD00105	94031010	SS Understructure	030 (Black Only)	1 1	13800 9169
	UNWIND (Company - 1120) FUUNWD3021SXXXX - Unwind 3 SEATER	56112105SD00094	94016900	3 Seater on Beam with MS Powder Coated Understructure	Aqua Blue -021, Orchid White -022, 025- Raspberry Red, CNY Grey	1	14962
	BLISS (Company - 5000) FUBMPDX3019SXTTRD- 3 Str Metal Perfo without Arms	56101602SD00019	94016900		19 (Black), 29 (Metalic Silver)	1	12706
	VIA PERFORATED METAL (Company - 5000) FUBPMXX3019SXTTRD - 3 Str on Beam w/o Arms, with Perfo Metal St/Bk FUBPMIX3019SXTTRD - 3 Str on Beam with Arms, with Perfo Metal St/Bk	56101602SD00021 56101602SD00023	94016900		19 (Black), 29 (Metalic Silver)	2 2	13277 16140

Legend for Fabric Details:- Crepe Fabric: Black Ink FC01, Royal Blue FC07, Earth Stone FC10,Milan Red FC18,
Knitted Fabric: Black Ink FK01, Royal Blue FK07, Earth Stone FK10, Milan Red FK18
Foam Laminated Fabric : Black Ink FL01, Garnet FL06, Royal Blue FL07, Earth Stone FL10
Pure Leather : Natural LT80, Camel LT50, Black Ink LT01, Dark Tan LT52.
Leatherette: Camel LC50, Black Ink LC01, Dark Tan LC52, Brown LC53




Sudipta Ghosh

GOPEL & BOYCE MFG. CO. LTD.
KOLKATA-91

IMAGES	ITEM DESCRIPTION	LN CODE	HSN CODE	KEY FEATURES	COLOUR CODES	PKG	Consumer Basic Price	
	METAL PERFORATED CHAIRS (Company - 5000)							
	FU17514945AAA - 1 Str with PU Ind Arms	56101602SD00025	94016900		19 (Black)	5	4902	
	FU17514946AAA - 1 Str W/o PU Ind Arms	56101602SD00026	94016900			5	4129	
	FU17529000AAA - 1 Str with Desklet & Shelf	56101602SD00027	94016900			2	4985	
AUDITORIUM SERIES-Flooring details, Layout & Site Validation Certificate mandatory for quotation and order booking								
	GLAMOUR NXT (Company - 1120)							
	High Back Main with Cupholder in Black Fabric	56112101SD00382	94016900	Auto-tip up seat, Individual/Common Arms	Foam Laminated Range - Black Ink FL01, Garnet FL06, Royal Blue FL07, Earth Stone FL10,	1	14744	
	High Back Main without Cupholder in Black Fabric	56112101SD00390	94016900			1	14004	
	Mid Back Main with Cupholder in Black Fabric	56112101SD00398	94016900			1	13882	
	Mid Back Main without Cupholder in Black Fabric	56112101SD00406	94016900			1	13142	
	High Back Add On with Cupholder in Black Fabric	56112101SD00386	94016900			1	9906	
	High Back Add On without Cupholder in Black Fabric	56112101SD00394	94016900			1	9527	
	Mid Back Add On with Cupholder in Black Fabric	56112101SD00402	94016900			1	9035	
	Mid Back Add On without Cupholder in Black Fabric	56112101SD00410	94016900			1	8665	
	JUPITER SERIES (Company - 5000)							
	High Back Main Chair	56112101SD00352	94016900	Push back feature & Auto tip up seat, Individual/Common Arms	FC01, FC07, FC10, FC18,	1	13058	
	High Back Add On Chair	56112101SD00369	94016900			1	11472	
	Mid Back Main Chair	56112101SD00318	94016900			1	11600	
	Mid Back Add On Chair	56112101SD00335	94016900			1	10758	
	MARS (Company - 1120)						0	
	Flexi High Back W/o Desklet with PU Armtop Azure Blue Main Chair	56112101SD00685	94016900	Flexi Back, Auto tip up seat, PU armtop	Foam Laminated Range - Black Ink FL01, Garnet FL06, Royal Blue FL07, Earth Stone FL10	1	15799	
	Flexi Mid Back W/o Desklet with PU Armtop Azure Blue Main Chair	56112101SD00686	94016900			1	15306	
	Flexi High Back with Desklet with PU Armtop Azure Blue Main Chair	56112101SD00687	94016900			1	18934	
	Flexi Mid Back with Desklet with PU Armtop Azure Blue Main Chair	56112101SD00688	94016900	1		18489		
	Slider High Back W/o Desklet with PU Armtop Azure Blue Main Chair	56112101SD00690	94016900	Seat Slide, Auto tip up seat, PU armtop		1	20373	
	Slider Mid Back W/o Desklet with PU Armtop Azure Blue Main Chair	56112101SD00689	94016900			1	19912	
	Slider High Back with Desklet with PU Armtop Azure Blue Main Chair	56112101SD00691	94016900			1	22945	
	Slider Mid Back with Desklet with PU Armtop Azure Blue Main Chair	56112101SD00692	94016900	1		22499		
	Flexi High Back W/o Desklet with Wooden Armtop Azure Blue Main Chair	56112101SD00693	94016900	Flexi Back, Auto tip up seat, Wooden armtop		1	16354	
	Flexi Mid Back W/o Desklet with Wooden Armtop Azure Blue Main Chair	56112101SD00695	94016900			1	15878	
	Flexi High Back with Desklet with Wooden Armtop Azure Blue Main Chair	56112101SD00694	94016900	Flexi Back, Auto tip up seat, Wooden armtop	1	19688		
	Flexi Mid Back with Desklet with Wooden Armtop Azure Blue Main Chair	56112101SD00696	94016900	Flexi Back, Auto tip up seat, Wooden armtop	1	19213		
	Slider High Back W/o Desklet with Wooden Armtop Azure Blue Main Chair	56112101SD00697	94016900	Seat Slide, Auto tip up seat, Wooden armtop	1	20975		
	Slider Mid Back W/o Desklet with Wooden Armtop Azure Blue Main Chair	56112101SD00698	94016900		1	20546		
	Slider High Back with Desklet with Wooden Armtop Azure Blue Main Chair	56112101SD00700	94016900	Seat Slide, Auto tip up seat, Wooden armtop	1	23658		
	Slider Mid Back with Desklet with Wooden Armtop Azure Blue Main Chair	56112101SD00699	94016900		1	23214		
	Flexi High Back W/o Desklet with PU Armtop Azure Blue Add On Chair	56112101SD00098	94016900	Flexi Back, Auto tip up seat, PU armtop	Foam Laminated Range - Black Ink FL01, Garnet FL06, Royal Blue FL07, Earth Stone FL10	1	13417	
	Flexi Mid Back W/o Desklet with PU Armtop Azure Blue Add On Chair	56112101SD00813	94016900			1	12924	
	Flexi High Back with Desklet with PU Armtop Azure Blue Add On Chair	56112101SD00814	94016900			1	16552	
	Flexi Mid Back with Desklet with PU Armtop Azure Blue Add On Chair	56112101SD00815	94016900	1		16107		
	Slider High Back W/o Desklet with PU Armtop Azure Blue Add On Chair	56112101SD00816	94016900	Seat Slide, Auto tip up seat, PU armtop		1	17991	
	Slider Mid Back W/o Desklet with PU Armtop Azure Blue Add On Chair	56112101SD00817	94016900			1	17531	
	Slider High Back with Desklet with PU Armtop Azure Blue Add On Chair	56112101SD00818	94016900			1	20564	
	Slider Mid Back with Desklet with PU Armtop Azure Blue Add On Chair	56112101SD00819	94016900	1		20117		
	Flexi High Back W/o Desklet with Wooden Armtop Azure Blue Add On Chair	56112101SD00820	94016900	Flexi Back, Auto tip up seat, Wooden armtop		1	13973	
	Flexi Mid Back W/o Desklet with Wooden Armtop Azure Blue Add On Chair	56112101SD00821	94016900			1	13497	
	Flexi High Back with Desklet with Wooden Armtop Azure Blue Add On Chair	56112101SD00822	94016900		1	17307		
	Flexi Mid Back with Desklet with Wooden Armtop Azure Blue Add On Chair	56112101SD00823	94016900		1	16831		
	Slider High Back W/o Desklet with Wooden Armtop Azure Blue Add On Chair	56112101SD00824	94016900	Seat Slide, Auto tip up seat, Wooden armtop	1	18593		
	Slider Mid Back W/o Desklet with Wooden Armtop Azure Blue Add On Chair	56112101SD00825	94016900		1	18164		
	Slider High Back with Desklet with Wooden Armtop Azure Blue Add On Chair	56112101SD00826	94016900		1	21277		
	Slider Mid Back with Desklet with Wooden Armtop Azure Blue Add On Chair	56112101SD00827	94016900	1	20833			
	ECO MARS (Company - 1120)						0	
	Flexi High Back with Cupholder Main Chair	56112101SD00414	94016900	Flexi Back, Auto tip up seat, PU armtop, Cupholder	Foam Laminated Range - Garnet, Black Ink, Royal Blue	1	15653	
	Flexi High Back with Cupholder Add On Chair	56112101SD00422	94016900			1	11990	
	Flexi Mid Back with Cupholder Main Chair	56112101SD00418	94016900			1	15310	
	Flexi Mid Back with Cupholder Add On Chair	56112101SD00425	94016900	1		11640		
	Slider High Back with Cupholder Main Chair	56112101SD00429	94016900	Seat Slide, Auto tip up seat, PU armtop, Cupholder		1	17938	
	Slider High Back with Cupholder Add On Chair	56112101SD00437	94016900			1	14596	
	Slider Mid Back with Cupholder Main Chair	56112101SD00433	94016900			1	17825	
	Slider Mid Back with Cupholder Add On Chair	56112101SD00441	94016900	1		14453		
	VENUS (Company - 1120)							0
	Venus U Frame	56112101SD00853	94016900	PP armrest, Manual Tip Up, Seat Back Cover, Aisle and Row Number visibility groove		FK01, FK07, FK18	2	6434
	Venus I Frame Main	56112101SD00856	94016900		2		6385	
	Venus I Frame Add On	56112101SD00859	94016900		2		5807	
	Desklet	56112101SD00862	94016900	Desklet		1	1272	







Sudipta Ghosh

GOPIBROTHERS MFG. CO. LTD.
KOLKATA-91

IMAGES	ITEM DESCRIPTION	LN CODE	HSN CODE	KEY FEATURES	COLOUR CODES	PKG	Consumer Basic Price
	GROUTING BOLTS (For Auditorium Chairs)						
	ANCHOR M10 X 100	31161607SD00201	94031010	Site Validation details and Layout of Auditorium is mandatory for understanding the exact type and quantity of bolts to be offered		1	89
	ANCHOR M10 X 120	31161607SD00202	94031010		1	105	
	ANCHOR M10 X 150	31161607SD00203	94031010		1	126	
	ICFS CHEMICAL ANCHOR STUD M10X130	31163300SD00453	94031010		1	163	
	ICFS CHEMICAL ANCHOR STUD M10X165	31163300SD00449	94031010		1	221	
	ICFS CHEMICAL ANCHOR STUD M10X195	31163300SD00450	94031010		1	263	
	ICFS CHEMICAL 345 VESF - Chemical tube	56101504PA01482	94019000		1	2898	
							0
	HIGH SEATING (Company 1120)						0
	Scintilla on Hi Base with Castors	56101522SD03843	94016900	Adjustable Seat Height	FK01, FK07,FK10, FK18	2	17042
	Scintilla on Hi Base with Glides	56101522SD03852	94016900			2	17042
	Unwind on Hi Base with MS understructure	56101522SD02277	94016900	Fixed Seat Height	Aqua Blue -021, Orchid White -022, 025- Raspberry Red, CNY Grey	4	5163
	Shine Elevate Leaf Green SM6 HS2 PCK4	56101522SD04041	94016900	Fixed Seat Height	Light Grey, Dark Grey, Azure Blue, Indian Red Chilli, Leaf Green	4	3797

Legend for Fabric Details- Crepe Fabric: Black Ink FC01, Royal Blue FC07, Earth Stone FC10,Milan Red FC18,
Knitted Fabric: Black Ink FK01, Royal Blue FK07, Earth Stone FK10, Milan Red FK18
Foam Laminated Fabric : Black Ink FL01, Garnet FL06, Royal Blue FL07, Earth Stone FL10
Pure Leather : Natural LT80, Camel LT50, Black Ink LT01, Dark Tan LT52,
Leatherette: Camel LC50, Black Ink LC01, Dark Tan LC52, Brown LC53



IMAGES	ITEM DESCRIPTION	LN CODE	HSN CODE	KEY FEATURES	COLOUR CODES	PKG	Consumer Basic Price																																																																																																																																																																																																						
	GreenPro label guarantees that the product is environment friendly throughout its life cycle. Based on a holistic framework, the "Greenness" of the product is assessed. GreenPro certification meets the furniture related credits for IGBC Green Building rating systems.																																																																																																																																																																																																												
	The GREENGUARD Certification Program (formerly known as GREENGUARD Indoor Air Quality Certification) gives assurance that products designed for use in indoor spaces meet strict chemical emission limits, which create healthier interiors.																																																																																																																																																																																																												
	GRIHA Product Catalogue provides information about products which meet GRIHA parameters and are recommended for use in GRIHA rated buildings.																																																																																																																																																																																																												
	SCS Indoor Advantage applies to furnishings and qualifies for the BIFMA furniture emissions standard, while SCS Indoor Advantage Gold certification applies to furniture plus a broader range of interior building materials such as paint, carpet and insulation.																																																																																																																																																																																																												
	BIFMA Level® is a multi-attribute sustainability standard and third-party certification program for the industry. It assesses the environmental and social impact of a furniture product in a built environment while simultaneously taking into account a company's processes, social actions, energy usage, material selection, human and ecosystem health impacts.																																																																																																																																																																																																												
	India Design Mark is a design standard, a symbol, which recognises good design. It symbolises excellence in form, function, quality, safety, sustainability , innovation & communicates that the product is usable, durable, aesthetically appealing & socially responsible.																																																																																																																																																																																																												
				<table border="1"> <thead> <tr> <th>Product Name</th> <th>CII GREENPRO</th> <th>UL GREENGUARD</th> <th>GRIHA</th> <th>SCS INDOOR ADVANTAGE GOLD</th> <th>BIFMA LEVEL 2</th> </tr> </thead> <tbody> <tr><td>ACE</td><td>Y</td><td>Y</td><td>Y</td><td>Y</td><td>Y</td></tr> <tr><td>VERSA/ VERSA CUSHION & MESH</td><td>Y</td><td>Y</td><td>Y</td><td>Y</td><td>Y</td></tr> <tr><td>BRAVO</td><td>Y</td><td>N</td><td>Y</td><td>Y</td><td>N</td></tr> <tr><td>OWBO</td><td>Y</td><td>N</td><td>Y</td><td>Y</td><td>N</td></tr> <tr><td>PULSE</td><td>Y</td><td>Y</td><td>Y</td><td>Y</td><td>Y</td></tr> <tr><td>SCINTILLA</td><td>Y</td><td>Y</td><td>Y</td><td>Y</td><td>Y</td></tr> <tr><td>VERSA NEO</td><td>Y</td><td>Y</td><td>N</td><td>Y</td><td>Y</td></tr> <tr><td>VERSA CANVAS</td><td>Y</td><td>Y</td><td>N</td><td>Y</td><td>Y</td></tr> <tr><td>VERSA NET</td><td>Y</td><td>N</td><td>N</td><td>N</td><td>N</td></tr> <tr><td>IMARVEL</td><td>Y</td><td>Y</td><td>Y</td><td>Y</td><td>Y</td></tr> <tr><td>LA SEDE</td><td>Y</td><td>Y</td><td>Y</td><td>Y</td><td>Y</td></tr> <tr><td>UNWIND</td><td>Y</td><td>Y</td><td>Y</td><td>Y</td><td>N</td></tr> <tr><td>MOTION</td><td>Y</td><td>Y</td><td>Y</td><td>Y</td><td>Y</td></tr> <tr><td>UNWIND HIGH CHAIR</td><td>N</td><td>Y</td><td>N</td><td>Y</td><td>N</td></tr> <tr><td>SCINTILLA HIGH CHAIR</td><td>Y</td><td>N</td><td>N</td><td>Y</td><td>N</td></tr> <tr><td>PULSE AERO</td><td>Y</td><td>N</td><td>N</td><td>Y</td><td>Y</td></tr> <tr><td>PULSE PRIME</td><td>Y</td><td>N</td><td>N</td><td>Y</td><td>Y</td></tr> <tr><td>PULSE CROSS</td><td>Y</td><td>N</td><td>Y</td><td>Y</td><td>Y</td></tr> <tr><td>PULSE ELITE</td><td>Y</td><td>N</td><td>N</td><td>Y</td><td>Y</td></tr> <tr><td>PULSE VE</td><td>N</td><td>Y</td><td>N</td><td>Y</td><td>Y</td></tr> <tr><td>ENGAGE CHAIR</td><td>Y</td><td>Y</td><td>N</td><td>Y</td><td>N</td></tr> <tr><td>GRETA/ GRETA 2.0</td><td>Y</td><td>Y</td><td>N</td><td>Y</td><td>Y</td></tr> <tr><td>SHINE RANGE CHAIR</td><td>N</td><td>Y</td><td>N</td><td>Y</td><td>Y</td></tr> <tr><td>SALLY</td><td>N</td><td>Y</td><td>N</td><td>Y</td><td>N</td></tr> <tr><td>DIVA</td><td>N</td><td>Y</td><td>N</td><td>N</td><td>N</td></tr> <tr><td>THRILL</td><td>Y</td><td>Y</td><td>N</td><td>Y</td><td>Y</td></tr> <tr><td>TRAVERSE</td><td>N</td><td>Y</td><td>N</td><td>Y</td><td>N</td></tr> <tr><td>BEAT</td><td>N</td><td>Y</td><td>Y</td><td>N</td><td>N</td></tr> <tr><td>PREMIER CHAIR RANGE</td><td>N</td><td>Y</td><td>N</td><td>N</td><td>N</td></tr> <tr><td>POSTURE PERFECT</td><td>Y</td><td>Y</td><td>N</td><td>N</td><td>Y</td></tr> <tr><td>LUFFT</td><td>N</td><td>N</td><td>N</td><td>Y</td><td>N</td></tr> <tr><td>MARS ECO</td><td>Y</td><td>Y</td><td>Y</td><td>Y</td><td>N</td></tr> </tbody> </table>	Product Name	CII GREENPRO	UL GREENGUARD	GRIHA	SCS INDOOR ADVANTAGE GOLD	BIFMA LEVEL 2	ACE	Y	Y	Y	Y	Y	VERSA/ VERSA CUSHION & MESH	Y	Y	Y	Y	Y	BRAVO	Y	N	Y	Y	N	OWBO	Y	N	Y	Y	N	PULSE	Y	Y	Y	Y	Y	SCINTILLA	Y	Y	Y	Y	Y	VERSA NEO	Y	Y	N	Y	Y	VERSA CANVAS	Y	Y	N	Y	Y	VERSA NET	Y	N	N	N	N	IMARVEL	Y	Y	Y	Y	Y	LA SEDE	Y	Y	Y	Y	Y	UNWIND	Y	Y	Y	Y	N	MOTION	Y	Y	Y	Y	Y	UNWIND HIGH CHAIR	N	Y	N	Y	N	SCINTILLA HIGH CHAIR	Y	N	N	Y	N	PULSE AERO	Y	N	N	Y	Y	PULSE PRIME	Y	N	N	Y	Y	PULSE CROSS	Y	N	Y	Y	Y	PULSE ELITE	Y	N	N	Y	Y	PULSE VE	N	Y	N	Y	Y	ENGAGE CHAIR	Y	Y	N	Y	N	GRETA/ GRETA 2.0	Y	Y	N	Y	Y	SHINE RANGE CHAIR	N	Y	N	Y	Y	SALLY	N	Y	N	Y	N	DIVA	N	Y	N	N	N	THRILL	Y	Y	N	Y	Y	TRAVERSE	N	Y	N	Y	N	BEAT	N	Y	Y	N	N	PREMIER CHAIR RANGE	N	Y	N	N	N	POSTURE PERFECT	Y	Y	N	N	Y	LUFFT	N	N	N	Y	N	MARS ECO	Y	Y	Y	Y	N			
Product Name	CII GREENPRO	UL GREENGUARD	GRIHA	SCS INDOOR ADVANTAGE GOLD	BIFMA LEVEL 2																																																																																																																																																																																																								
ACE	Y	Y	Y	Y	Y																																																																																																																																																																																																								
VERSA/ VERSA CUSHION & MESH	Y	Y	Y	Y	Y																																																																																																																																																																																																								
BRAVO	Y	N	Y	Y	N																																																																																																																																																																																																								
OWBO	Y	N	Y	Y	N																																																																																																																																																																																																								
PULSE	Y	Y	Y	Y	Y																																																																																																																																																																																																								
SCINTILLA	Y	Y	Y	Y	Y																																																																																																																																																																																																								
VERSA NEO	Y	Y	N	Y	Y																																																																																																																																																																																																								
VERSA CANVAS	Y	Y	N	Y	Y																																																																																																																																																																																																								
VERSA NET	Y	N	N	N	N																																																																																																																																																																																																								
IMARVEL	Y	Y	Y	Y	Y																																																																																																																																																																																																								
LA SEDE	Y	Y	Y	Y	Y																																																																																																																																																																																																								
UNWIND	Y	Y	Y	Y	N																																																																																																																																																																																																								
MOTION	Y	Y	Y	Y	Y																																																																																																																																																																																																								
UNWIND HIGH CHAIR	N	Y	N	Y	N																																																																																																																																																																																																								
SCINTILLA HIGH CHAIR	Y	N	N	Y	N																																																																																																																																																																																																								
PULSE AERO	Y	N	N	Y	Y																																																																																																																																																																																																								
PULSE PRIME	Y	N	N	Y	Y																																																																																																																																																																																																								
PULSE CROSS	Y	N	Y	Y	Y																																																																																																																																																																																																								
PULSE ELITE	Y	N	N	Y	Y																																																																																																																																																																																																								
PULSE VE	N	Y	N	Y	Y																																																																																																																																																																																																								
ENGAGE CHAIR	Y	Y	N	Y	N																																																																																																																																																																																																								
GRETA/ GRETA 2.0	Y	Y	N	Y	Y																																																																																																																																																																																																								
SHINE RANGE CHAIR	N	Y	N	Y	Y																																																																																																																																																																																																								
SALLY	N	Y	N	Y	N																																																																																																																																																																																																								
DIVA	N	Y	N	N	N																																																																																																																																																																																																								
THRILL	Y	Y	N	Y	Y																																																																																																																																																																																																								
TRAVERSE	N	Y	N	Y	N																																																																																																																																																																																																								
BEAT	N	Y	Y	N	N																																																																																																																																																																																																								
PREMIER CHAIR RANGE	N	Y	N	N	N																																																																																																																																																																																																								
POSTURE PERFECT	Y	Y	N	N	Y																																																																																																																																																																																																								
LUFFT	N	N	N	Y	N																																																																																																																																																																																																								
MARS ECO	Y	Y	Y	Y	N																																																																																																																																																																																																								

IMAGES	ITEM DESCRIPTION	LN CODE	HSN CODE	KEY FEATURES	COLOUR CODES	PKG	Consumer Basic Price
RELAX ANNEXURE (REF TO PG 5)							
	Relax 4 legs with arm; without castor	56101522SD05174	94013900	MS Understructure, Mesh back, With/without arms and with/without castors. Stackable only for variants without castors	White Body with grey mesh Black Body with black mesh Seat - FK01, FK07, , FK10, FK18	4	5316
	Relax 4 legs without arm; without castor	56101522SD05162	94013900	MS Understructure, Mesh back, With/without arms and with/without castors. Stackable only for variants without castors	White Body with grey mesh Black Body with black mesh Seat - FK01, FK07, FK10, FK18	4	4664
	Relax 4 legs with arm & castor	56101522SD05179	94013900	MS Understructure, Mesh back, With/without arms and with/without castors. Stackable only for variants without castors	White Body with grey mesh Black Body with black mesh Seat - FK01, FK07, FK10, FK18	4	5441
	Relax 4 legs without arm;with castor	56101522SD05168	94013900	MS Understructure, Mesh back, With/without arms and with/without castors. Stackable only for variants without castors	White Body with grey mesh Black Body with black mesh Seat - FK01, FK07, FK10, FK18	4	4789
	Relax Sledge base with arm	56101522SD05150	94013900	MS Understructure, Mesh back, With/without arms and with/without castors. Stackable only for variants without castors	White Body with grey mesh Black Body with black mesh Seat - FK01, FK07, FK10, FK18	2	5400
	Relax Sledge base without arm	56101522SD05156	94013900	MS Understructure, Mesh back, With/without arms and with/without castors. Stackable only for variants without castors	White Body with grey mesh Black Body with black mesh Seat - FK01, FK07, FK10, FK18	2	4681
	Relax Full desklet	56101522SD05220	94013900	MS Understructure, Mesh back, quarter and full desklet and optional wiretray	Black Body Seat - FK01, FK07,FK10, FK18	4	8781
	Relax Quarter desklet	56101522SD05225	94013900	MS Understructure, Mesh back, quarter and full desklet and optional wiretray	Black Body Seat - FK01, FK07,FK10, FK18	4	5565
	Wiretray	56101522SD05356	94013900	MS Understructure, Mesh back, quarter and full desklet and optional wiretray	Silver Grey	1	944



 SOCIAL OFFICE PRICELIST	Commercial-Customer Copy
	WEF- 01st July, 2025

PRICE TERMS: The TOTAL CONSUMER PRICES quoted are ex-works and ex-warehouse at our Branch towns or F.O.R. Wholesale Dealer Towns. GST of 18% will be charged extra on the consumer basic price of the products.

Item Code	Item Description	Offering	HSN CODE	CPL
56101522SD02204	RADIX HI STOOL LIGHT GREY	TEAKWOOD	94031010	20808
56101522SD02205	RADIX HI STOOL DARK GREY	TEAKWOOD	94031010	20808
56101522SD01815	RADIX HI STOOL BLUE	TEAKWOOD	94031010	20808
56101522SD01816	RADIX HI STOOL GREEN	TEAKWOOD	94031010	20808
56101522SD01817	RADIX HI STOOL RED	TEAKWOOD	94031010	20808
56101522SD01818	RADIX HI STOOL YELLOW	TEAKWOOD	94031010	20808
56101522SD02210	TETRIS FLIP LIGHT GREY	TEAKWOOD	94031010	16044
56101522SD02211	TETRIS FLIP DARK GREY	TEAKWOOD	94031010	16044
56101522SD01819	TETRIS FLIP BLUE	TEAKWOOD	94031010	16044
56101522SD01820	TETRIS FLIP GREEN	TEAKWOOD	94031010	16044
56101522SD01821	TETRIS FLIP RED	TEAKWOOD	94031010	16044
56101522SD01822	TETRIS FLIP YELLOW	TEAKWOOD	94031010	16044
56101522SD02214	GREET CHAIR LIGHT GREY	TEAKWOOD	94031010	31479
56101522SD02215	GREET CHAIR DARK GREY	TEAKWOOD	94031010	31479
56101522SD01772	GREET CHAIR BLUE	TEAKWOOD	94031010	31479
56101522SD01773	GREET CHAIR GREEN	TEAKWOOD	94031010	31479
56101522SD01774	GREET CHAIR RED	TEAKWOOD	94031010	31479
56101522SD01775	GREET CHAIR YELLOW	TEAKWOOD	94031010	31479
56101522SD02222	IMMERSE WORKPOD BLUE	DESKLET-PU SEAT BASE-MEMBRANE LEGS-BEACHWOOD	94031010	122605
56101522SD02223	IMMERSE WORKPOD GREEN	DESKLET-PU SEAT BASE-MEMBRANE LEGS-BEACHWOOD	94031010	122605
56101522SD02224	IMMERSE WORKPOD RED	DESKLET-PU SEAT BASE-MEMBRANE LEGS-BEACHWOOD	94031010	122605
56101522SD02225	IMMERSE WORKPOD YELLOW	DESKLET-PU SEAT BASE-MEMBRANE LEGS-BEACHWOOD	94031010	122605
56101522SD02226	IMMERSE WORKPOD BLUE	DESKLET AND SEAT BASE-MEMBRANE LEGS-BEACHWOOD	94031010	122605
56101522SD02227	IMMERSE WORKPOD GREEN	DESKLET AND SEAT BASE-MEMBRANE LEGS-BEACHWOOD	94031010	122605
56101522SD02228	IMMERSE WORKPOD RED	DESKLET AND SEAT BASE-MEMBRANE LEGS-BEACHWOOD	94031010	122605
56101522SD02229	IMMERSE WORKPOD YELLOW	DESKLET AND SEAT BASE-MEMBRANE LEGS-BEACHWOOD	94031010	122605
56121006SD03645	OMEGA BENCH		94033090	46190
56121006SD05169	OMEGA BENCH	MEMBRANE	94033090	46190
21101601SD00004	OMEGA PLANTER		94031010	45920
56101519SD00839	MODESK WHITE	PU	94031010	15635
44111905SD00102	NOTEBOOK SCREEN	BEACHWOOD	94031010	76983
56101519SD00840	ASSERT TABLE	TOP-PU UNDERSTRUCTURE-BEACHWOOD	94031010	136861
56121006SD03646	ASSERT BENCH BLUE	Teakwood	94031010	45158
56121006SD03647	ASSERT BENCH GREEN	Teakwood	94031010	45158
56121006SD03648	ASSERT BENCH RED	Teakwood	94031010	45158
56121006SD03649	ASSERT BENCH YELLOW	Teakwood	94031010	45158
39111500SD00622	TETRA LAMP SINGLE LIGHT GREY		94031010	2747

Sudipta Ghosh



39111500SD00623	TETRA LAMP SINGLE DARK GREY		94031010	2747
39111500SD00343	TETRA LAMP SINGLE BLUE		94031010	2747
39111500SD00344	TETRA LAMP SINGLE RED		94031010	2747
39111500SD00345	TETRA LAMP SINGLE YELLOW		94031010	2747
39111500SD00624	TETRA LAMP DOUBLE LIGHT GREY		94031010	2984
39111500SD00625	TETRA LAMP DOUBLE DARK GREY		94031010	2984
39111500SD00346	TETRA LAMP DOUBLE BLUE		94031010	2984
39111500SD00347	TETRA LAMP DOUBLE RED		94031010	2984
39111500SD00348	TETRA LAMP DOUBLE YELLOW		94031010	2984
56121702SD00044	NEO BOOK SHELF LIGHT GREY LH		94031010	31364
56121702SD00045	NEO BOOK SHELF DARK GREY LH		94031010	31364
56121702SD00023	NEO BOOK SHELF BLUE LH		94031010	31364
56121702SD00024	NEO BOOK SHELF GREEN LH		94031010	31364
56121702SD00025	NEO BOOK SHELF RED LH		94031010	31364
56121702SD00026	NEO BOOK SHELF YELLOW LH		94031010	31364
56121702SD00046	NEO BOOK SHELF LIGHT GREY RH		94031010	31364
56121702SD00047	NEO BOOK SHELF DARK GREY RH		94031010	31364
56121702SD00027	NEO BOOK SHELF BLUE RH		94031010	31364
56121702SD00028	NEO BOOK SHELF GREEN RH		94031010	31364
56121702SD00029	NEO BOOK SHELF RED RH		94031010	31364
56121702SD00030	NEO BOOK SHELF YELLOW RH		94031010	31364
56101519SD00961	TOPO HICIRCLE LIGHT GREY	MEM	94031010	22141
56101519SD00962	TOPO HICIRCLE DARK GREY	MEM	94031010	22141
56101519SD00967	TOPO HICIRCLE BLUE	MEM	94031010	22141
56101519SD00841	TOPO HICIRCLE GREEN	MEM	94031010	22141
56101519SD00842	TOPO HICIRCLE RED	MEM	94031010	22141
56101519SD00843	TOPO HICIRCLE YELLOW	MEM	94031010	22141
56101519SD00963	TOPO HICIRCLE LIGHT GREY	PU	94031010	22141
56101519SD00964	TOPO HICIRCLE DARK GREY	PU	94031010	22141
56101519SD00844	TOPO HICIRCLE BLUE	PU	94031010	22141
56101519SD00845	TOPO HICIRCLE GREEN	PU	94031010	22141
56101519SD00846	TOPO HICIRCLE RED	PU	94031010	22141
56101519SD00847	TOPO HICIRCLE YELLOW	PU	94031010	22141
56101519SD00848	TOPOTABLE HI SQR LIGHT GREY	MEM	94031010	22141
56101519SD00851	TOPOTABLE HI SQR DARK GREY	MEM	94031010	22141
56101519SD00856	TOPOTABLE HI SQR RED	MEM	94031010	22141
56101519SD00857	TOPOTABLE HI SQR BLUE	MEM	94031010	22141
56101519SD00859	TOPOTABLE HI SQR GREEN	MEM	94031010	22141
56101519SD00860	TOPOTABLE HI SQR YELLOW	MEM	94031010	22141
56101519SD00852	TOPOTABLE HI SQR LIGHT GREY	PU	94031010	22141
56101519SD00853	TOPOTABLE HI SQR DARK GREY	PU	94031010	22141
56101519SD00862	TOPOTABLE HI SQR RED	PU	94031010	22141
56101519SD00864	TOPOTABLE HI SQR BLUE	PU	94031010	22141
56101519SD00866	TOPOTABLE HI SQR GREEN	PU	94031010	22141
56101519SD00868	TOPOTABLE HI SQR YELLOW	PU	94031010	22141
56101519SD00870	TOPO RECTA LIGHT GREY	MEM	94031010	21945
56101519SD00871	TOPO RECTA DARK GREY	MEM	94031010	21945
56101519SD00878	TOPO RECTA BLUE	MEM	94031010	21945
56101519SD00880	TOPO RECTA GREEN	MEM	94031010	21945
56101519SD00881	TOPO RECTA RED	MEM	94031010	21945



56101519SD00882	TOPO RECTA YELLOW	MEM	94031010	21945
56101519SD00873	TOPO RECTA LIGHT GREY	PU	94031010	21945
56101519SD00874	TOPO RECTA DARK GREY	PU	94031010	21945
56101519SD00884	TOPO RECTA BLUE	PU	94031010	21945
56101519SD00885	TOPO RECTA GREEN	PU	94031010	21945
56101519SD00886	TOPO RECTA RED	PU	94031010	21945
56101519SD00887	TOPO RECTA YELLOW	PU	94031010	21945
56101519SD00888	TOPOTABLE RND LIGHT GREY	MEM	94031010	20527
56101519SD00890	TOPOTABLE RND DARK GREY	MEM	94031010	20527
56101519SD00900	TOPOTABLE RND BLUE	MEM	94031010	20527
56101519SD00912	TOPOTABLE RND GREEN	MEM	94031010	20527
56101519SD00913	TOPOTABLE RND RED	MEM	94031010	20527
56101519SD00914	TOPOTABLE RND YELLOW	MEM	94031010	20527
56101519SD00893	TOPOTABLE RND LIGHT GREY	PU	94031010	20527
56101519SD00894	TOPOTABLE RND DARK GREY	PU	94031010	20527
56101519SD00915	TOPOTABLE RND BLUE	PU	94031010	20527
56101519SD00916	TOPOTABLE RND GREEN	PU	94031010	20527
56101519SD00917	TOPOTABLE RND RED	PU	94031010	20527
56101519SD00918	TOPOTABLE RND YELLOW	PU	94031010	20527
56101519SD00919	TOPOTABLE SQR LIGHT GREY	MEM	94031010	20527
56101519SD00920	TOPOTABLE SQR DARK GREY	MEM	94031010	20527
56101519SD00925	TOPOTABLE SQR BLU	MEM	94031010	20527
56101519SD00926	TOPOTABLE SQR GREEN	MEM	94031010	20527
56101519SD00927	TOPOTABLE SQR RED	MEM	94031010	20527
56101519SD00928	TOPOTABLE SQR YELLOW	MEM	94031010	20527
56101519SD00921	TOPOTABLE SQR LIGHT GREY	PU	94031010	20527
56101519SD00922	TOPOTABLE SQR DARK GREY	PU	94031010	20527
56101519SD00929	TOPOTABLE SQR BLU	PU	94031010	20527
56101519SD00930	TOPOTABLE SQR GREEN	PU	94031010	20527
56101519SD00931	TOPOTABLE SQR RED	PU	94031010	20527
56101519SD00932	TOPOTABLE SQR YELLOW	PU	94031010	20527
56101522SD01807	ORBB POUFFE BLUE		94031010	12829
56101522SD01811	ORBB SEAT BLUE		94031010	34206
39111500SD00341	CLARITY LAMP RED		94031010	24516
39111500SD00342	CLARITY LAMP YELLOW		94031010	24516
56101502SD01188	GRAPH SOFA 900 mmBLUE		94017100	51321
56101502SD01189	GRAPH SOFA 900 mmRED		94017100	51321
56101502SD01191	GRAPH SOFA 1200 mmBLUE		94017100	67481
56101502SD01192	GRAPH SOFA 1200 mmRED		94017100	67481
56101502SD01194	GRAPH SOFA 1500 mmBLUE		94017100	78033
56101502SD01195	GRAPH SOFA 1500 mmRED		94017100	78033
56101502SD01197	GRAPH SOFA 1800 mmBLUE		94017100	85738
56101502SD01198	GRAPH SOFA 1800 mmRED		94017100	85738

Sudipta Ghosh



 INTERACTIVE RANGE	Commercial-Customer Copy
	WEF- 08th Jan, 2025

Item Code	Product Discription	Offering	HSN Code	CPL
56112106SD00030	Toggle Pouf Peacock		94035090	13382
56112106SD00029	Toggle Pouf Flame		94035090	13382
56112106SD00028	Toggle Pouf Citron		94035090	13382
56112106SD00038	Drift Peacock		94035090	8437
56112106SD00037	Drift Flame		94035090	8437
56112106SD00035	Loop Peacock		94035090	8146
56112106SD00036	Loop Flame		94035090	8146
56112106SD00034	Loop Citron		94035090	8146
56112106SD00033	Craddle Peacock		94035090	6982
56112106SD00032	Craddle Flame		94035090	6982
56112106SD00031	Craddle Citron		94035090	6982





 CUE WORKLOUNGE	Commercial-Customer Copy
	WEF- 08th Jan, 2025

Itemcode	Item Description	HSN Code	CPL
56112105SD00196	CUE 1 Seater Pouf FS20 FB51	94017100	25137
56112105SD00197	CUE 1 Seater Pouf FS04 FB03	94017100	25137
56112105SD00199	CUE 2 Seater Pouf FS20 FB51	94017100	29519
56112105SD00200	CUE 2 Seater Pouf FS04 FB03	94017100	29519
56112105SD00202	CUE 3 Seater Pouf FS20 FB51	94017100	35012
56112105SD00203	CUE 3 Seater Pouf FS04 FB03	94017100	35012
56112105SD00205	CUE 45 Degree Pouf FS20 FB51	94017100	27458
56112105SD00206	CUE 45 Degree Pouf FS04 FB03	94017100	27458
56112105SD00217	CUE 1 Seater 1200mm FS20 FB51	94017100	51324
56112105SD00218	CUE 1 Seater 1200mm FS04 FB03	94017100	51324
56112105SD00220	CUE 2 Seater 1200mm FS20 FB51	94017100	55953
56112105SD00221	CUE 2 Seater 1200mm FS04 FB03	94017100	55953
56112105SD00223	CUE 3 Seater 1200mm FS20 FB51	94017100	58622
56112105SD00224	CUE 3 Seater 1200mm FS04 FB03	94017100	58622
56112105SD00234	Media Screen 1400mm Cement Grey FB03	94017100	36914
56112105SD00235	Media Screen 1400mm Shadow FB51	94017100	36914
56112105SD00238	Media Clúster 1200mm FS20 FB51	94017100	245118
56112105SD00239	Media Clúster 1200mm FS04 FB03	94017100	245118
56112105SD00241	CUE 4 seater Crv 1400mm FS20 FB51	94017100	274474
56112105SD00242	CUE 4 seater Crv 1400mm FS04 FB03	94017100	274474
56112105SD00244	CUE 4 seater Crv 1200mm FS20 FB51	94017100	270784
56112105SD00245	CUE 4 seater Crv 1200mm FS04 FB03	94017100	270784
56112105SD00247	CUE Meeting Booth FS20 FB51	94017100	275585
56112105SD00248	CUE Meeting Booth FS04 FB03	94017100	275585
56112105SD00249	CUE Phone Booth Cement Grey FB03	94017100	102353
56112105SD00250	CUE Phone Booth Shadow FB51	94017100	102353
56101519SD01080	CUE Tea Table Ral White	94031010	8813
56112105SD00253	CUE Cushion FS20	94017100	2768
56112105SD00254	CUE Cushion FS04	94017100	2768






Sudipta Ghosh



Legend

Colour Refence	Old Naming Convention	Updated naming Convention
 FS20- Cardinal	Cardinal	Red
 FS11- Vivid Cerulean	Vivid cerulean	Blue
 FS02- Dark Tangerine	Dark Tangerine	Yellow
 FS05- Leaf Green	Leaf Green	Green


1) 18% GST extra will be applicable on the consumer basic prices. 2) In view of the Godrej policy of continuous development, the dimensions of products may be changed without prior notice or obligations. All dimensions are in metric system

PRODUCT NAME	PLM Code	Co.	COLOR DESCRIPTION	Image	Dimensions in mm	HSN codes	Consumer Basic
					PL(STRG)-DOS1-PL13A		
WELDED STORWELS							
Storwel Plain	30161806SD00046	1170	Prince Grey		1981H x 916W x 486D	94031010	24488
	30161806SD00084	1170	Cloud Grey			94031010	24488
	30161806SD00085	1170	Texture Bond White			94031010	24488
	30161806SD00083	1170	Medieval Town			94031010	24488
Glass Door Storwel	30161806SD00120	1170	Prince Grey		1981H x 916W x 486D	94031010	32639
	30161806SD00121	1170	Cloud Grey			94031010	32639
	30161806SD00122	1170	Texture Bond White			94031010	32639
	30161806SD00123	1170	Medieval Town			94031010	32639
Storwel Plain (Guwahati Manufacturing)*	56101999SD07903	5000	Prince Grey		1981H x 916W x 486D	94031010	24488
	30161806SD00087	5000	Cloud Grey			94031010	24488
	30161806SD00088	5000	Texture Bond White			94031010	24488
	30161806SD00086	5000	Medieval Town			94031010	24488
Minor Plain	30161806SD00041	5000	Prince Grey		1270H x 765W x 440D	94031010	21183
	30161806SD00096	5000	Cloud Grey			94031010	21183
	30161806SD00097	5000	Texture Bond White			94031010	21183
	30161806SD00095	5000	Medieval Town			94031010	21183
Storwel Plain with Gordian Lock	30161806SD00064	1170	Prince Grey		1981H x 916W x 486D	94031010	28838
	30161806SD00093	1170	Cloud Grey			94031010	28838
	30161806SD00094	1170	Texture Bond White			94031010	28838
	30161806SD00092	1170	Medieval Town			94031010	28838



Sudipta Ghosh



1) 18% GST extra will be applicable on the consumer basic prices. 2) In view of the Godrej policy of continuous development, the dimensions of products may be changed without prior notice or obligations. All dimensions are in metric system

PRODUCT NAME	PLM Code	Co.	COLOR DESCRIPTION	Image	Dimensions in mm	HSN codes	Consumer Basic
KD STORWELS							
KD PLAIN WITH 4 SHELVES	30161806SD00062	1170	Prince Grey		1830H x 900W x 450D	94031010	19323
	30161806SD00101	1170	Cloud Grey			94031010	19323
	30161806SD00102	1170	Texture Bond White			94031010	19323
	30161806SD00103	1170	Medieval Town			94031010	19323
KD PLAIN with Gordian Lock	30161806SD00112	1170	Prince Grey		1830H x 900W x 450D	94031010	20909
	30161806SD00116	1170	Cloud Grey			94031010	20909
	30161806SD00117	1170	Texture Bond White			94031010	20909
	30161806SD00118	1170	Medieval Town			94031010	20909
KD MINOR with METAL TOP	30161806SD00069	1170	Prince Grey		1168.5H x 900W x 450D	94031010	14792
	30161806SD00104	1170	Cloud Grey			94031010	14792
	30161806SD00105	1170	Texture Bond White			94031010	14792
	30161806SD00106	1170	Medieval Town			94031010	14792
KD MINOR with Wooden TOP	30161806SD00100	1170	Prince Grey with Grey Stone Light Top	1192.5H x 900W x 450D	94031010	16144	
	30161806SD00098	1170	Cloud Grey with Cloud Grey Top		94031010	16144	
	30161806SD00111	1170	Texture Bond White with Kitami Elm		94031010	16144	
	30161806SD00099	1170	Medieval Town with Malaga Cherry Top		94031010	16144	
BOOKCASE							
2 door Bookcase with Wooden Top	56101507SD00053	1170	Prince Grey with Grey Stone Light Top		940 H x 914W x 320 D	94031010	18727
	56101507SD00054	1170	Cloud Grey with Cloud Grey Wooden Top			94031010	18727
	56101507SD00055	1170	Texture Bond White with Kitami Elm Top			94031010	18727
4 door Bookcase with Metal Top	56101507SD00046	1170	Prince Grey		1742 H x 914W x 320 D	94031010	31425
	56101507SD00056	1170	Cloud Grey			94031010	31425
	56101507SD00058	1170	Texture Bond White			94031010	31425
VERTICAL FILING CABINETS							
2 Drawer Filing Cabinets	56101702SD00044	1170	Prince Grey		710H x 470W x 620D	94031010	15617
	56101702SD00522	1170	Cloud Grey			94031010	15617
	56101702SD00523	1170	Texture Bond White			94031010	15617
4 Drawer Filing Cabinets	56101702SD00045	1170	Prince Grey		1320H x 470W x 620D	94031010	24052
	56101702SD00524	1170	Cloud Grey			94031010	24052
	56101702SD00525	1170	Texture Bond White			94031010	24052







1) 18% GST extra will be applicable on the consumer basic prices. 2) In view of the Godrej policy of continuous development, the dimensions of products may be changed without prior notice or obligations. All dimensions are in metric system

PRODUCT NAME	PLM Code	Co.	COLOR DESCRIPTION	Image	Dimensions in mm	HSN codes	Consumer Basic
Wooden PLU							
Color: Main: Frosty white, and Addon: Frosty white and Thansau Maple							
2 Door Main Unit with Cam Lock (with 4 Doors)	56101530SD01221	5000	Frosty White		1797 H x 698 W x 418 D	94031010	20334
2 Door Add on Unit with Cam Lock	56101530SD01222	5000	Frosty White		1797 H x 340 W x 418 D	94031010	10484
2 Door Add on Unit with Cam Lock	56101530SD01223	5000	Thansau Maple		1798 H x 340 W x 418 D	94031010	10484
4 Door Main Unit with Cam Lock (with 8 Doors)	56101530SD01239	5000	Frosty White		1797 H x 698 W x 418 D	94031010	26371
4 Door Add on Unit with Cam Lock	56101530SD01225	5000	Frosty White		1797 H x 340 W x 418 D	94031010	13510
4 Door Add on Unit with Cam Lock	56101530SD01226	5000	Thansau Maple		1798 H x 340 W x 418 D	94031010	13510
2 Door Main Unit with Digital Lock (with 4 Doors)	56101530SD01227	5000	Frosty White		1797 H x 698 W x 418 D	94031010	25218
2 Door Add on Unit with Digital Lock	56101530SD01228	5000	Frosty White		1797 H x 340 W x 418 D	94031010	12926
2 Door Add on Unit with Digital Lock	56101530SD01229	5000	Thansau Maple		1798 H x 340 W x 418 D	94031010	12926
4 Door Main Unit with Digital Lock (with 8 Doors)	56101530SD01230	5000	Frosty White		1797 H x 698 W x 418 D	94031010	36119
4 Door Add on Unit with Digital Lock	56101530SD01231	5000	Frosty White		1797 H x 340 W x 418 D	94031010	18296
4 Door Add on Unit with Digital Lock	56101530SD01232	5000	Thansau Maple		1798 H x 340 W x 418 D	94031010	18296
2 Door Main Unit with Numeric Lock (with 4 Doors)	56101530SD01233	5000	Frosty White		1797 H x 698 W x 418 D	94031010	22095
2 Door Add on Unit with Numeric Lock	56101530SD01234	5000	Frosty White		1797 H x 340 W x 418 D	94031010	11368
2 Door Add on Unit with Numeric Lock	56101530SD01235	5000	Thansau Maple		1798 H x 340 W x 418 D	94031010	11368
4 Door Main Unit with Numeric Lock (with 8 Doors)	56101530SD01236	5000	Frosty White		1797 H x 698 W x 418 D	94031010	29907
4 Door Add on Unit with Numeric Lock	56101530SD01237	5000	Frosty White	1797 H x 340 W x 418 D	94031010	15263	
4 Door Add on Unit with Numeric Lock	56101530SD01238	5000	Thansau Maple	1798 H x 340 W x 418 D	94031010	15263	
LATERAL FILING CABINET (LFC)							
2 Drawer LFC 3.0 Ft (With Wooden top)	56101702SD00510	1170	Prince Grey with Grey Stone Light Top		737.5H x 900W x 450D	94031010	28930
	56101702SD00511	1170	Cloud Grey with Cloud Grey Top			94031010	28930
	56101702SD00512	1170	Texture Bond White with Kitami Elm Top			94031010	28930
4 Drawer LFC 3.0 Ft (With Wooden top)	56101702SD00519	1170	Prince Grey with Grey Stone Light Top		1347.5H x 900W x 450D	94031010	43670
	56101702SD00520	1170	Cloud Grey with Cloud Grey Top			94031010	43670
	56101702SD00521	1170	Texture Bond White with Kitami Elm Top			94031010	43670
2 Drawer LFC 3.0 Ft (With Metal top)	56101702SD00048	1170	Prince Grey		713.5H x 900W x 450D	94031010	26328
	56101702SD00500	1170	Cloud Grey			94031010	26328
	56101702SD00501	1170	Texture Bond White			94031010	26328
4 Drawer LFC 3.0 Ft (With Metal top)	56101702SD00040	1170	Prince Grey		1323.5H x 900W x 450D	94031010	43344
	56101702SD00505	1170	Cloud Grey			94031010	43344
	56101702SD00506	1170	Texture Bond White			94031010	43344

Sudipta Ghosh




1) 18% GST extra will be applicable on the consumer basic prices. 2) In view of the Godrej policy of continuous development, the dimensions of products may be changed without prior notice or obligations. All dimensions are in metric system

PRODUCT NAME	PLM Code	Co.	COLOR DESCRIPTION	Image	Dimensions in mm	HSN codes	Consumer Basic
TAMBOUR DOOR UNIT (TDU)							
TDU 750 X 690 with Shelf	56121701SD00397	1170	Texture Bond White with White Translucent Shutters		690H X 750W X 470D	94031010	21019
TDU 750 X 1169 with Shelf	56121701SD00416	1170			1169H X 750W X 470D	94031010	24269
TDU 900 X 690 with Shelf	56121701SD00398	1170			690H X 900W X 470D	94031010	23321
TDU 900 X 1169 with Shelf	56121701SD00403	1170			1169H X 900W X 470D	94031010	27654
TDU 900 X 2000 with Shelf	56121701SD00399	1170			2000H X 900W X 470D	94031010	38806
TDU 1200 X 690 with Shelf	56121701SD00402	1170			690H X 1200W X 470D	94031010	27743
TDU 1200 X 1169 with Shelf	56121701SD00401	1170			1169H X 1200W X 470D	94031010	32534
TDU 1200 X 2000 with Shelf	56121701SD00400	1170			2000H X 1200W X 470D	94031010	41840
RADIANCE BOOK RACKS							
WALL SIDED UNIT							
RDNC SR1 MTL SW 1200mm 300mm	56121702SD00104	1170	SUGAR WHITE		1200W X 300D X 2078H	94031010	21831
RDNC SR2 MTL SW 2400mm 300mm	56121702SD00105	1170			2400W X 300D X 2078H	94031010	40037
RDNC SR3 MTL SW 3600mm 300mm	56121702SD00106	1170			3600W X 300D X 2078H	94031010	59457
RDNC SR4 MTL SW 4800mm 300mm	56121702SD00107	1170			4800W X 300D X 2078H	94031010	77684
DOUBLE SIDED UNIT							
RDNC DR1 MTL SW 1200mm 600mm	56121702SD00108	1170	SUGAR WHITE		1200W X 600D X 2078H	94031010	35454
RDNC DR2 MTL SW 2400mm 600mm	56121702SD00109	1170			2400W X 600D X 2078H	94031010	64455
RDNC DR3 MTL SW 3600mm 600mm	56121702SD00110	1170			3600W X 600D X 2078H	94031010	96348
RDNC DR4 MTL SW 4800mm 600mm	56121702SD00111	1170			4800W X 600D X 2078H	94031010	125392
WOODEN CLADDING							
RDNC WDN FRNT SM TK 300mm Wood	56121702SD00112	1170	SIAM TEAK		Price of Pair (LH/RH)	94031010	5728
RDNC WDN FRNT SM TK 600mm Wood	56121702SD00113	1170	SIAM TEAK			94031010	9464
RDNC WDN FRNT PL TK 300mm Wood	56121702SD00114	1170	PALAU TEAK			94031010	5728
RDNC WDN FRNT PL TK 600mm Wood	56121702SD00115	1170	PALAU TEAK			94031010	9464
ACCESSORIES							
RDNC SHLF Metal Red Roll Out Shelf	56121702SD00116	1170	RED SOIL		Pack of 1 No.	94031010	3980
RDNC SHLF PRTN Red Metal	56121702SD00117	1170			Pack of 8 No.	94031010	4371
KD PERIODICAL DISPLAY RACKS							
STEEL BODY WITH RETRACTABLE TRAY + FITTINGS	56121702SD00067	1170	Texture Bond White with Kitami Elm for Wooden Side Panels		1890H X 290W X 400D	94031010	13360
WOODEN BASE SIDE PANELS (LH +RH)	56121702SD00066	1170	Kitami Elm		94031010	7810	
WOODEN ADDON SIDE PANELS	56121702SD00065	1170	Kitami Elm		94031010	4050	
SKIRTING FOR ONE UNIT	56121702SD00068	1170	Texture Bond White		94031010	1069	
SKIRTING FOR TWO UNITS	56121702SD00069	1170	Texture Bond White		94031010	2156	
SKIRTING FOR THREE UNITS	56121702SD00070	1170	Texture Bond White		94031010	3182	
ALL STEEL PERIODICAL DISPLAY RACK	56121702SD00122	5000	Cloud Grey		1830H X 900W X 450D	94031010	23740
	56121702SD00123	5000	Texture Bond White	94031010		23740	





1) 18% GST extra will be applicable on the consumer basic prices. 2) In view of the Godrej policy of continuous development, the dimensions of products may be changed without prior notice or obligations. All dimensions are in metric system


PRODUCT NAME	PLM Code	Co.	COLOR DESCRIPTION	Image	Dimensions in mm	HSN codes	Consumer Basic
NOVA PEDESTALS							
Free Standing Ped with Castors without knobs.	56101530SD01331	1170	Texture Black		646H x 390W x 590D	94031010	14292
	56101530SD01244	1170	Cloud Grey			94031010	14292
Top Supporting Pedestal	56101530SD01333	1170	Texture Black		674H x 390W x 435D	94031010	12520
	56101530SD01246	1170	Cloud Grey			94031010	12520
Free Standing Ped with Castors for Finesse Table	56101530SD01332	1170	Texture Black		646H x 390W x 440D	94031010	13166
	56101530SD01245	1170	Cloud Grey			94031010	13166

Gain Pro Range

Gain Pro Storage




MAIN BODY	56121701SD00452	1170	GARGOYLE		1950 H x 900 W x 450 D	94031010	14607
MAIN BODY	56121701SD00453	1170	GARGOYLE		1950 H x 1200 W x 450 D	94031010	17242
MAIN BODY	56121701SD00454	1170	GARGOYLE		2325 H x 900 W x 450 D	94031010	16919
MAIN BODY	56121701SD00455	1170	GARGOYLE		2325 H x 1200 W x 450 D	94031010	19295
ADD-ON BODY	56121701SD00456	1170	GARGOYLE		1950 H x 450 W x 450 D	94031010	8089
ADD-ON BODY	56121701SD00457	1170	GARGOYLE		1950 H x 600 W x 450 D	94031010	9275
ADD-ON BODY	56121701SD00458	1170	GARGOYLE		1950 H x 900 W x 450 D	94031010	11808
ADD-ON BODY	56121701SD00459	1170	GARGOYLE		1950 H x 1200 W x 450 D	94031010	14443
ADD-ON BODY	56121701SD00460	1170	GARGOYLE		2325 H x 450 W x 450 D	94031010	9509
ADD-ON BODY	56121701SD00461	1170	GARGOYLE		2325 H x 600 W x 450 D	94031010	10945
ADD-ON BODY	56121701SD00462	1170	GARGOYLE		2325 H x 900 W x 450 D	94031010	13755
ADD-ON BODY	56121701SD00463	1170	GARGOYLE		2325 H x 1200 W x 450 D	94031010	16125
COMBI MAIN BODY	56121701SD00464	1170	GARGOYLE		2325 H x 900 W x 450 D	94031010	17144
COMBI MAIN BODY	56121701SD00465	1170	GARGOYLE		2325 H x 1200 W x 450 D	94031010	19423
COMBI ADD-ON BODY	56121701SD00466	1170	GARGOYLE	2325 H x 450 W x 450 D	94031010	9600	
COMBI ADD-ON BODY	56121701SD00467	1170	GARGOYLE	2325 H x 600 W x 450 D	94031010	11018	
COMBI ADD-ON BODY	56121701SD00468	1170	GARGOYLE	2325 H x 900 W x 450 D	94031010	13980	
COMBI ADD-ON BODY	56121701SD00469	1170	GARGOYLE	2325 H x 1200 W x 450 D	94031010	16254	
COMBI DOOR WITH NUMERIC LOCK	56121701SD00472	1170	GARGOYLE		2325 H x 450 W	94031010	14639
COMBI DOOR WITH NUMERIC LOCK	56121701SD00473	1170	GARGOYLE		2325 H x 600 W	94031010	15867
COMBI DOOR WITH NUMERIC LOCK	56121701SD00474	1170	GARGOYLE		2325 H x 900 W	94031010	23264
COMBI DOOR WITH NUMERIC LOCK	56121701SD00475	1170	GARGOYLE		2325 H x 1200 W	94031010	25404
COMBI DOOR WITH CAM LOCK	56121701SD00477	1170	GARGOYLE		2325 H x 450 W	94031010	11881
COMBI DOOR WITH CAM LOCK	56121701SD00497	1170	GARGOYLE		2325 H x 600 W	94031010	13109
COMBI DOOR WITH CAM LOCK	56121701SD00498	1170	GARGOYLE		2325 H x 900 W	94031010	20506
COMBI DOOR WITH CAM LOCK	56121701SD00499	1170	GARGOYLE		2325 H x 1200 W	94031010	22646
METAL DOOR WITH DIGITAL LOCK	56121701SD00478	1170	GARGOYLE		1950 H x 450 W	94031010	7154

1) 18% GST extra will be applicable on the consumer basic prices. 2) In view of the Godrej policy of continuous development, the dimensions of products may be changed without prior notice or obligations. All dimensions are in metric system


PRODUCT NAME	PLM Code	Co.	COLOR DESCRIPTION	Image	Dimensions in mm	HSN codes	Consumer Basic
METAL DOOR WITH DIGITAL LOCK	56121701SD00479	1170	GARGOYLE		1950 H x 600 W	94031010	7528
METAL DOOR WITH DIGITAL LOCK	56121701SD00480	1170	GARGOYLE		1950 H x 900 W	94031010	9447
METAL DOOR WITH DIGITAL LOCK	56121701SD00481	1170	GARGOYLE		1950 H x 1200 W	94031010	10233
METAL DOOR WITH DIGITAL LOCK	56121701SD00482	1170	GARGOYLE		2325 H x 450 W	94031010	7923
METAL DOOR WITH DIGITAL LOCK	56121701SD00483	1170	GARGOYLE		2325 H x 600 W	94031010	8625
METAL DOOR WITH DIGITAL LOCK	56121701SD00484	1170	GARGOYLE		2325 H x 900 W	94031010	10996
METAL DOOR WITH DIGITAL LOCK	56121701SD00485	1170	GARGOYLE		2325 H x 1200 W	94031010	12193
METAL DOOR WITH CAM LOCK	56121701SD00486	1170	GARGOYLE		1950 H x 450 W	94031010	4282
METAL DOOR WITH CAM LOCK	56121701SD00487	1170	GARGOYLE		1950 H x 600 W	94031010	4762
METAL DOOR WITH CAM LOCK	56121701SD00488	1170	GARGOYLE		1950 H x 900 W	94031010	6574
METAL DOOR WITH CAM LOCK	56121701SD00489	1170	GARGOYLE		1950 H x 1200 W	94031010	7467
METAL DOOR WITH CAM LOCK	56121701SD00490	1170	GARGOYLE		2325 H x 450 W	94031010	5301
METAL DOOR WITH CAM LOCK	56121701SD00491	1170	GARGOYLE		2325 H x 600 W	94031010	6002
METAL DOOR WITH CAM LOCK	56121701SD00492	1170	GARGOYLE		2325 H x 900 W	94031010	8373
METAL DOOR WITH CAM LOCK	56121701SD00493	1170	GARGOYLE		2325 H x 1200 W	94031010	9571
METAL DOOR WITH NUMERIC LOCK	56121701SD00494	1170	GARGOYLE		1950 H x 450 W	94031010	6005
METAL DOOR WITH NUMERIC LOCK	56121701SD00495	1170	GARGOYLE		1950 H x 600 W	94031010	6379
METAL DOOR WITH NUMERIC LOCK	56121701SD00496	1170	GARGOYLE		1950 H x 900 W	94031010	8298
METAL DOOR WITH NUMERIC LOCK	56121701SD00500	1170	GARGOYLE		1950 H x 1200 W	94031010	9084
METAL DOOR WITH NUMERIC LOCK	56121701SD00501	1170	GARGOYLE		2325 H x 450 W	94031010	6775
METAL DOOR WITH NUMERIC LOCK	56121701SD00502	1170	GARGOYLE		2325 H x 600 W	94031010	7476
METAL DOOR WITH NUMERIC LOCK	56121701SD00503	1170	GARGOYLE		2325 H x 900 W	94031010	9847
METAL DOOR WITH NUMERIC LOCK	56121701SD00504	1170	GARGOYLE		2325 H x 1200 W	94031010	11045
GLASS DOOR WITH CAM LOCK	56121701SD00505	1170	GARGOYLE		1950 H x 450 W	94031010	10706
GLASS DOOR WITH CAM LOCK	56121701SD00506	1170	GARGOYLE		1950 H x 600 W	94031010	11902
GLASS DOOR WITH CAM LOCK	56121701SD00507	1170	GARGOYLE		1950 H x 900 W	94031010	19188
GLASS DOOR WITH CAM LOCK	56121701SD00508	1170	GARGOYLE		1950 H x 1200 W	94031010	21367
GLASS DOOR WITH CAM LOCK	56121701SD00509	1170	GARGOYLE		2325 H x 450 W	94031010	12514
GLASS DOOR WITH CAM LOCK	56121701SD00510	1170	GARGOYLE		2325 H x 600 W	94031010	13915
GLASS DOOR WITH CAM LOCK	56121701SD00511	1170	GARGOYLE		2325 H x 900 W	94031010	22290
GLASS DOOR WITH CAM LOCK	56121701SD00512	1170	GARGOYLE		2325 H x 1200 W	94031010	25519
GLASS DOOR WITH NUMERIC LOCK	56121701SD00513	1170	GARGOYLE		1950 H x 450 W	94031010	11950
GLASS DOOR WITH NUMERIC LOCK	56121701SD00514	1170	GARGOYLE		1950 H x 600 W	94031010	13145
GLASS DOOR WITH NUMERIC LOCK	56121701SD00515	1170	GARGOYLE		1950 H x 900 W	94031010	20431
GLASS DOOR WITH NUMERIC LOCK	56121701SD00516	1170	GARGOYLE		1950 H x 1200 W	94031010	22611
GLASS DOOR WITH NUMERIC LOCK	56121701SD00517	1170	GARGOYLE		2325 H x 450 W	94031010	14015
GLASS DOOR WITH NUMERIC LOCK	56121701SD00518	1170	GARGOYLE		2325 H x 600 W	94031010	15417
GLASS DOOR WITH NUMERIC LOCK	56121701SD00519	1170	GARGOYLE		2325 H x 900 W	94031010	23791
GLASS DOOR WITH NUMERIC LOCK	56121701SD00520	1170	GARGOYLE		2325 H x 1200 W	94031010	27020
HARDWARE PACKET FOR OPEN SHELF 1950 H	56121701SD00593	1170	GARGOYLE		1950	94031010	746
HARDWARE PACKET FOR OPEN SHELF 2325 H	56121701SD00594	1170	GARGOYLE		2325	94031010	1087



1) 18% GST extra will be applicable on the consumer basic prices. 2) In view of the Godrej policy of continuous development, the dimensions of products may be changed without prior notice or obligations. All dimensions are in metric system


PRODUCT NAME	PLM Code	Co.	COLOR DESCRIPTION	Image	Dimensions in mm	HSN codes	Consumer Basic
MAIN BODY	56121701SD00595	1170	SUGAR WHITE		1950 H x 900 W x 450 D	94031010	14607
MAIN BODY	56121701SD00596	1170	SUGAR WHITE		1950 H x 1200 W x 450 D	94031010	17242
MAIN BODY	56121701SD00597	1170	SUGAR WHITE		2325 H x 900 W x 450 D	94031010	16919
MAIN BODY	56121701SD00598	1170	SUGAR WHITE		2325 H x 1200 W x 450 D	94031010	19295
ADD-ON BODY	56121701SD00599	1170	SUGAR WHITE		1950 H x 450 W x 450 D	94031010	8089
ADD-ON BODY	56121701SD00600	1170	SUGAR WHITE		1950 H x 600 W x 450 D	94031010	9275
ADD-ON BODY	56121701SD00601	1170	SUGAR WHITE		1950 H x 900 W x 450 D	94031010	11808
ADD-ON BODY	56121701SD00602	1170	SUGAR WHITE		1950 H x 1200 W x 450 D	94031010	14443
ADD-ON BODY	56121701SD00603	1170	SUGAR WHITE		2325 H x 450 W x 450 D	94031010	9509
ADD-ON BODY	56121701SD00604	1170	SUGAR WHITE		2325 H x 600 W x 450 D	94031010	10945
ADD-ON BODY	56121701SD00605	1170	SUGAR WHITE		2325 H x 900 W x 450 D	94031010	13755
ADD-ON BODY	56121701SD00606	1170	SUGAR WHITE		2325 H x 1200 W x 450 D	94031010	16125
COMBI MAIN BODY	56121701SD00607	1170	SUGAR WHITE		2325 H x 900 W x 450 D	94031010	17144
COMBI MAIN BODY	56121701SD00608	1170	SUGAR WHITE		2325 H x 1200 W x 450 D	94031010	19423
COMBI ADD-ON BODY	56121701SD00609	1170	SUGAR WHITE		2325 H x 450 W x 450 D	94031010	9600
COMBI ADD-ON BODY	56121701SD00610	1170	SUGAR WHITE		2325 H x 600 W x 450 D	94031010	11018
COMBI ADD-ON BODY	56121701SD00611	1170	SUGAR WHITE		2325 H x 900 W x 450 D	94031010	13980
COMBI ADD-ON BODY	56121701SD00612	1170	SUGAR WHITE		2325 H x 1200 W x 450 D	94031010	16254
COMBI DOOR WITH NUMERIC LOCK	56121701SD00613	1170	SUGAR WHITE		2325 H x 450 W	94031010	14639
COMBI DOOR WITH NUMERIC LOCK	56121701SD00614	1170	SUGAR WHITE		2325 H x 600 W	94031010	15867
COMBI DOOR WITH NUMERIC LOCK	56121701SD00615	1170	SUGAR WHITE	2325 H x 900 W	94031010	23264	
COMBI DOOR WITH NUMERIC LOCK	56121701SD00616	1170	SUGAR WHITE	2325 H x 1200 W	94031010	25404	
COMBI DOOR WITH CAM LOCK	56121701SD00617	1170	SUGAR WHITE	2325 H x 450 W	94031010	11881	
COMBI DOOR WITH CAM LOCK	56121701SD00618	1170	SUGAR WHITE	2325 H x 600 W	94031010	13109	
COMBI DOOR WITH CAM LOCK	56121701SD00619	1170	SUGAR WHITE	2325 H x 900 W	94031010	20506	
COMBI DOOR WITH CAM LOCK	56121701SD00620	1170	SUGAR WHITE	2325 H x 1200 W	94031010	22646	
METAL DOOR WITH DIGITAL LOCK	56121701SD00621	1170	SUGAR WHITE		1950 H x 450 W	94031010	7154
METAL DOOR WITH DIGITAL LOCK	56121701SD00622	1170	SUGAR WHITE		1950 H x 600 W	94031010	7528
METAL DOOR WITH DIGITAL LOCK	56121701SD00623	1170	SUGAR WHITE		1950 H x 900 W	94031010	9447
METAL DOOR WITH DIGITAL LOCK	56121701SD00624	1170	SUGAR WHITE		1950 H x 1200 W	94031010	10233
METAL DOOR WITH DIGITAL LOCK	56121701SD00625	1170	SUGAR WHITE		2325 H x 450 W	94031010	7923
METAL DOOR WITH DIGITAL LOCK	56121701SD00626	1170	SUGAR WHITE		2325 H x 600 W	94031010	8625
METAL DOOR WITH DIGITAL LOCK	56121701SD00627	1170	SUGAR WHITE		2325 H x 900 W	94031010	10996
METAL DOOR WITH DIGITAL LOCK	56121701SD00628	1170	SUGAR WHITE		2325 H x 1200 W	94031010	12193
METAL DOOR WITH CAM LOCK	56121701SD00629	1170	SUGAR WHITE		1950 H x 450 W	94031010	4282
METAL DOOR WITH CAM LOCK	56121701SD00630	1170	SUGAR WHITE		1950 H x 600 W	94031010	4762
METAL DOOR WITH CAM LOCK	56121701SD00631	1170	SUGAR WHITE	1950 H x 900 W	94031010	6574	
METAL DOOR WITH CAM LOCK	56121701SD00632	1170	SUGAR WHITE	1950 H x 1200 W	94031010	7467	
METAL DOOR WITH CAM LOCK	56121701SD00633	1170	SUGAR WHITE	2325 H x 450 W	94031010	5301	
METAL DOOR WITH CAM LOCK	56121701SD00634	1170	SUGAR WHITE	2325 H x 600 W	94031010	6002	
METAL DOOR WITH CAM LOCK	56121701SD00635	1170	SUGAR WHITE	2325 H x 900 W	94031010	8373	

1) 18% GST extra will be applicable on the consumer basic prices. 2) In view of the Godrej policy of continuous development, the dimensions of products may be changed without prior notice or obligations. All dimensions are in metric system

PRODUCT NAME	PLM Code	Co.	COLOR DESCRIPTION	Image	Dimensions in mm	HSN codes	Consumer Basic
METAL DOOR WITH CAM LOCK	56121701SD00636	1170	SUGAR WHITE		2325 H x 1200 W	94031010	9571
METAL DOOR WITH NUMERIC LOCK	56121701SD00637	1170	SUGAR WHITE		1950 H x 450 W	94031010	6005
METAL DOOR WITH NUMERIC LOCK	56121701SD00638	1170	SUGAR WHITE		1950 H x 600 W	94031010	6379
METAL DOOR WITH NUMERIC LOCK	56121701SD00639	1170	SUGAR WHITE		1950 H x 900 W	94031010	8298
METAL DOOR WITH NUMERIC LOCK	56121701SD00640	1170	SUGAR WHITE		1950 H x 1200 W	94031010	9084
METAL DOOR WITH NUMERIC LOCK	56121701SD00641	1170	SUGAR WHITE		2325 H x 450 W	94031010	6775
METAL DOOR WITH NUMERIC LOCK	56121701SD00642	1170	SUGAR WHITE		2325 H x 600 W	94031010	7476
METAL DOOR WITH NUMERIC LOCK	56121701SD00643	1170	SUGAR WHITE		2325 H x 900 W	94031010	9847
METAL DOOR WITH NUMERIC LOCK	56121701SD00644	1170	SUGAR WHITE		2325 H x 1200 W	94031010	11045
GLASS DOOR WITH CAM LOCK	56121701SD00645	1170	SUGAR WHITE		1950 H x 450 W	94031010	10706
GLASS DOOR WITH CAM LOCK	56121701SD00646	1170	SUGAR WHITE		1950 H x 600 W	94031010	11902
GLASS DOOR WITH CAM LOCK	56121701SD00647	1170	SUGAR WHITE		1950 H x 900 W	94031010	19188
GLASS DOOR WITH CAM LOCK	56121701SD00648	1170	SUGAR WHITE		1950 H x 1200 W	94031010	21367
GLASS DOOR WITH CAM LOCK	56121701SD00649	1170	SUGAR WHITE		2325 H x 450 W	94031010	12514
GLASS DOOR WITH CAM LOCK	56121701SD00650	1170	SUGAR WHITE		2325 H x 600 W	94031010	13915
GLASS DOOR WITH CAM LOCK	56121701SD00651	1170	SUGAR WHITE		2325 H x 900 W	94031010	22290
GLASS DOOR WITH CAM LOCK	56121701SD00652	1170	SUGAR WHITE		2325 H x 1200 W	94031010	25519
GLASS DOOR WITH NUMERIC LOCK	56121701SD00653	1170	SUGAR WHITE		1950 H x 450 W	94031010	11950
GLASS DOOR WITH NUMERIC LOCK	56121701SD00654	1170	SUGAR WHITE		1950 H x 600 W	94031010	13145
GLASS DOOR WITH NUMERIC LOCK	56121701SD00655	1170	SUGAR WHITE		1950 H x 900 W	94031010	20431
GLASS DOOR WITH NUMERIC LOCK	56121701SD00656	1170	SUGAR WHITE		1950 H x 1200 W	94031010	22611
GLASS DOOR WITH NUMERIC LOCK	56121701SD00657	1170	SUGAR WHITE		2325 H x 450 W	94031010	14015
GLASS DOOR WITH NUMERIC LOCK	56121701SD00658	1170	SUGAR WHITE		2325 H x 600 W	94031010	15417
GLASS DOOR WITH NUMERIC LOCK	56121701SD00659	1170	SUGAR WHITE		2325 H x 900 W	94031010	23791
GLASS DOOR WITH NUMERIC LOCK	56121701SD00660	1170	SUGAR WHITE		2325 H x 1200 W	94031010	27020
HARDWARE PACKET FOR OPEN SHELF 1950 H	56121701SD00709	1170	SUGAR WHITE		1950	94031010	746
HARDWARE PACKET FOR OPEN SHELF 2325 H	56121701SD00710	1170	SUGAR WHITE		2325	94031010	1087

Sudipta Ghosh


1) 18% GST extra will be applicable on the consumer basic prices. 2) In view of the Godrej policy of continuous development, the dimensions of products may be changed without prior notice or obligations. All dimensions are in metric system

PRODUCT NAME	PLM Code	Co.	COLOR DESCRIPTION	Image	Dimensions in mm	HSN codes	Consumer Basic
WOODEN DOOR WITH DIGITAL LOCK	56121701SD00521	1140	RIVERA OAK		1950 H x 450 W	94031010	7894
WOODEN DOOR WITH DIGITAL LOCK	56121701SD00522	1140	RIVERA OAK		1950 H x 600 W	94031010	8608
WOODEN DOOR WITH DIGITAL LOCK	56121701SD00523	1140	RIVERA OAK		1950 H x 900 W	94031010	11168
WOODEN DOOR WITH DIGITAL LOCK	56121701SD00524	1140	RIVERA OAK		1950 H x 1200 W	94031010	12469
WOODEN DOOR WITH DIGITAL LOCK	56121701SD00525	1140	RIVERA OAK		2325 H x 450 W	94031010	8662
WOODEN DOOR WITH DIGITAL LOCK	56121701SD00526	1140	RIVERA OAK		2325 H x 600 W	94031010	9368
WOODEN DOOR WITH DIGITAL LOCK	56121701SD00527	1140	RIVERA OAK		2325 H x 900 W	94031010	12420
WOODEN DOOR WITH DIGITAL LOCK	56121701SD00528	1140	RIVERA OAK		2325 H x 1200 W	94031010	13749
WOODEN DOOR WITH CAM LOCK	56121701SD00529	1140	RIVERA OAK		1950 H x 450 W	94031010	5888
WOODEN DOOR WITH CAM LOCK	56121701SD00530	1140	RIVERA OAK		1950 H x 600 W	94031010	6601
WOODEN DOOR WITH CAM LOCK	56121701SD00531	1140	RIVERA OAK		1950 H x 900 W	94031010	9162
WOODEN DOOR WITH CAM LOCK	56121701SD00532	1140	RIVERA OAK		1950 H x 1200 W	94031010	10463
WOODEN DOOR WITH CAM LOCK	56121701SD00533	1140	RIVERA OAK		2325 H x 450 W	94031010	6656
WOODEN DOOR WITH CAM LOCK	56121701SD00534	1140	RIVERA OAK		2325 H x 600 W	94031010	7392
WOODEN DOOR WITH CAM LOCK	56121701SD00535	1140	RIVERA OAK		2325 H x 900 W	94031010	10423
WOODEN DOOR WITH CAM LOCK	56121701SD00536	1140	RIVERA OAK		2325 H x 1200 W	94031010	11743
WOODEN DOOR WITH NUMERIC LOCK	56121701SD00537	1140	RIVERA OAK		1950 H x 450 W	94031010	6702
WOODEN DOOR WITH NUMERIC LOCK	56121701SD00538	1140	RIVERA OAK		1950 H x 600 W	94031010	7415
WOODEN DOOR WITH NUMERIC LOCK	56121701SD00539	1140	RIVERA OAK		1950 H x 900 W	94031010	9975
WOODEN DOOR WITH NUMERIC LOCK	56121701SD00540	1140	RIVERA OAK		1950 H x 1200 W	94031010	11274
WOODEN DOOR WITH NUMERIC LOCK	56121701SD00541	1140	RIVERA OAK		2325 H x 450 W	94031010	7467
WOODEN DOOR WITH NUMERIC LOCK	56121701SD00542	1140	RIVERA OAK		2325 H x 600 W	94031010	8203
WOODEN DOOR WITH NUMERIC LOCK	56121701SD00543	1140	RIVERA OAK		2325 H x 900 W	94031010	11236
WOODEN DOOR WITH NUMERIC LOCK	56121701SD00544	1140	RIVERA OAK		2325 H x 1200 W	94031010	12557

Sudipta Ghosh


1) 18% GST extra will be applicable on the consumer basic prices. 2) In view of the Godrej policy of continuous development, the dimensions of products may be changed without prior notice or obligations. All dimensions are in metric system


PRODUCT NAME	PLM Code	Co.	COLOR DESCRIPTION	Image	Dimensions in mm	HSN codes	Consumer Basic
Gain Pro Lockers							
PLU MAIN 2 DR NUMERIC LOCK	56121701SD00545	1170	GARGOYLE		1950 H x 375 W x 470 D	94031010	14835
PLU MAIN 4 DR NUMERIC LOCK	56121701SD00546	1170	GARGOYLE		1950 H x 375 W x 470 D	94031010	19158
PLU MAIN 6 DR NUMERIC LOCK	56121701SD00547	1170	GARGOYLE		1950 H x 375 W x 470 D	94031010	23845
PLU MAIN 2 DR DIGITAL LOCK	56121701SD00548	1170	GARGOYLE		1950 H x 375 W x 470 D	94031010	17078
PLU MAIN 4 DR DIGITAL LOCK	56121701SD00549	1170	GARGOYLE		1950 H x 375 W x 470 D	94031010	23663
PLU MAIN 6 DR DIGITAL LOCK	56121701SD00550	1170	GARGOYLE		1950 H x 375 W x 470 D	94031010	30572
PLU MAIN 2 DR CAM LOCK	56121701SD00551	1170	GARGOYLE		1950 H x 375 W x 470 D	94031010	13280
PLU MAIN 4 DR CAM LOCK	56121701SD00552	1170	GARGOYLE		1950 H x 375 W x 470 D	94031010	16018
PLU MAIN 6 DR CAM LOCK	56121701SD00553	1170	GARGOYLE		1950 H x 375 W x 470 D	94031010	19214
PLU MAIN 2 DR RFID LOCK	56121701SD00554	1170	GARGOYLE		1950 H x 375 W x 470 D	94031010	17094
PLU MAIN 4 DR RFID LOCK	56121701SD00555	1170	GARGOYLE		1950 H x 375 W x 470 D	94031010	23740
PLU MAIN 6 DR RFID LOCK	56121701SD00556	1170	GARGOYLE		1950 H x 375 W x 470 D	94031010	30814
PLU ADD-ON 2 DR NUMERIC LOCK	56121701SD00557	1170	GARGOYLE		1950 H x 375 W x 470 D	94031010	12060
PLU ADD-ON 4 DR NUMERIC LOCK	56121701SD00558	1170	GARGOYLE		1950 H x 375 W x 470 D	94031010	16269
PLU ADD-ON 6 DR NUMERIC LOCK	56121701SD00559	1170	GARGOYLE		1950 H x 375 W x 470 D	94031010	20984
PLU ADD-ON 2 DR DIGITAL LOCK	56121701SD00560	1170	GARGOYLE		1950 H x 375 W x 470 D	94031010	14303
PLU ADD-ON 4 DR DIGITAL LOCK	56121701SD00561	1170	GARGOYLE		1950 H x 375 W x 470 D	94031010	20753
PLU ADD-ON 6 DR DIGITAL LOCK	56121701SD00562	1170	GARGOYLE		1950 H x 375 W x 470 D	94031010	27711
PLU ADD-ON 2 DR CAM LOCK	56121701SD00563	1170	GARGOYLE		1950 H x 375 W x 470 D	94031010	10505
PLU ADD-ON 4 DR CAM LOCK	56121701SD00564	1170	GARGOYLE		1950 H x 375 W x 470 D	94031010	13108
PLU ADD-ON 6 DR CAM LOCK	56121701SD00565	1170	GARGOYLE	1950 H x 375 W x 470 D	94031010	16353	
PLU ADD-ON 2 DR RFID LOCK	56121701SD00566	1170	GARGOYLE	1950 H x 375 W x 470 D	94031010	14319	
PLU ADD-ON 4 DR RFID LOCK	56121701SD00567	1170	GARGOYLE	1950 H x 375 W x 470 D	94031010	20831	
PLU ADD-ON 6 DR RFID LOCK	56121701SD00568	1170	GARGOYLE	1950 H x 375 W x 470 D	94031010	27953	
PLU MAIN 2 DR NUMERIC LOCK WITH ENVELOPE SLOT	56121701SD00569	1170	GARGOYLE		1950 H x 375 W x 470 D	94031010	15451
PLU MAIN 4 DR NUMERIC LOCK WITH ENVELOPE SLOT	56121701SD00570	1170	GARGOYLE		1950 H x 375 W x 470 D	94031010	20630
PLU MAIN 6 DR NUMERIC LOCK WITH ENVELOPE SLOT	56121701SD00571	1170	GARGOYLE		1950 H x 375 W x 470 D	94031010	24121
PLU MAIN 2 DR DIGITAL LOCK WITH ENVELOPE SLOT	56121701SD00572	1170	GARGOYLE		1950 H x 375 W x 470 D	94031010	17694
PLU MAIN 4 DR DIGITAL LOCK WITH ENVELOPE SLOT	56121701SD00573	1170	GARGOYLE		1950 H x 375 W x 470 D	94031010	25115
PLU MAIN 6 DR DIGITAL LOCK WITH ENVELOPE SLOT	56121701SD00574	1170	GARGOYLE		1950 H x 375 W x 470 D	94031010	30848
PLU MAIN 2 DR CAM LOCK WITH ENVELOPE SLOT	56121701SD00575	1170	GARGOYLE		1950 H x 375 W x 470 D	94031010	13889
PLU MAIN 4 DR CAM LOCK WITH ENVELOPE SLOT	56121701SD00576	1170	GARGOYLE		1950 H x 375 W x 470 D	94031010	17491
PLU MAIN 6 DR CAM LOCK WITH ENVELOPE SLOT	56121701SD00577	1170	GARGOYLE		1950 H x 375 W x 470 D	94031010	19412
PLU MAIN 2 DR RFID LOCK WITH ENVELOPE SLOT	56121701SD00578	1170	GARGOYLE		1950 H x 375 W x 470 D	94031010	17728
PLU MAIN 4 DR RFID LOCK WITH ENVELOPE SLOT	56121701SD00579	1170	GARGOYLE		1950 H x 375 W x 470 D	94031010	25184
PLU MAIN 6 DR RFID LOCK WITH ENVELOPE SLOT	56121701SD00580	1170	GARGOYLE		1950 H x 375 W x 470 D	94031010	30961
PLU ADD-ON 2 DR NUMERIC LOCK WITH ENVELOPE SLOT	56121701SD00581	1170	GARGOYLE		1950 H x 375 W x 470 D	94031010	12678
PLU ADD-ON 4 DR NUMERIC LOCK WITH ENVELOPE SLOT	56121701SD00582	1170	GARGOYLE		1950 H x 375 W x 470 D	94031010	17757
PLU ADD-ON 6 DR NUMERIC LOCK WITH ENVELOPE SLOT	56121701SD00583	1170	GARGOYLE		1950 H x 375 W x 470 D	94031010	21268
PLU ADD-ON 2 DR DIGITAL LOCK WITH ENVELOPE SLOT	56121701SD00584	1170	GARGOYLE		1950 H x 375 W x 470 D	94031010	14921
PLU ADD-ON 4 DR DIGITAL LOCK WITH ENVELOPE SLOT	56121701SD00585	1170	GARGOYLE		1950 H x 375 W x 470 D	94031010	22242

1) 18% GST extra will be applicable on the consumer basic prices. 2) In view of the Godrej policy of continuous development, the dimensions of products may be changed without prior notice or obligations. All dimensions are in metric system

PRODUCT NAME	PLM Code	Co.	COLOR DESCRIPTION	Image	Dimensions in mm	HSN codes	Consumer Basic
PLU ADD-ON 6 DR DIGITAL LOCK WITH ENVELOPE SLOT	56121701SD00586	1170	GARGOYLE		1950 H x 375 W x 470 D	94031010	27995
PLU ADD-ON 2 DR CAM LOCK WITH ENVELOPE SLOT	56121701SD00587	1170	GARGOYLE		1950 H x 375 W x 470 D	94031010	11116
PLU ADD-ON 4 DR CAM LOCK WITH ENVELOPE SLOT	56121701SD00588	1170	GARGOYLE		1950 H x 375 W x 470 D	94031010	14618
PLU ADD-ON 6 DR CAM LOCK WITH ENVELOPE SLOT	56121701SD00589	1170	GARGOYLE		1950 H x 375 W x 470 D	94031010	16559
PLU ADD-ON 2 DR RFID LOCK WITH ENVELOPE SLOT	56121701SD00590	1170	GARGOYLE		1950 H x 375 W x 470 D	94031010	14955
PLU ADD-ON 4 DR RFID LOCK WITH ENVELOPE SLOT	56121701SD00591	1170	GARGOYLE		1950 H x 375 W x 470 D	94031010	22310
PLU ADD-ON 6 DR RFID LOCK WITH ENVELOPE SLOT	56121701SD00592	1170	GARGOYLE		1950 H x 375 W x 470 D	94031010	28108
PLU MAIN 2 DR NUMERIC LOCK	56121701SD00661	1170	SUGAR WHITE		1950 H x 375 W x 470 D	94031010	14835
PLU MAIN 4 DR NUMERIC LOCK	56121701SD00662	1170	SUGAR WHITE		1950 H x 375 W x 470 D	94031010	19158
PLU MAIN 6 DR NUMERIC LOCK	56121701SD00663	1170	SUGAR WHITE		1950 H x 375 W x 470 D	94031010	23845
PLU MAIN 2 DR DIGITAL LOCK	56121701SD00664	1170	SUGAR WHITE		1950 H x 375 W x 470 D	94031010	17078
PLU MAIN 4 DR DIGITAL LOCK	56121701SD00665	1170	SUGAR WHITE		1950 H x 375 W x 470 D	94031010	23663
PLU MAIN 6 DR DIGITAL LOCK	56121701SD00666	1170	SUGAR WHITE		1950 H x 375 W x 470 D	94031010	30572
PLU MAIN 2 DR CAM LOCK	56121701SD00667	1170	SUGAR WHITE		1950 H x 375 W x 470 D	94031010	13280
PLU MAIN 4 DR CAM LOCK	56121701SD00668	1170	SUGAR WHITE		1950 H x 375 W x 470 D	94031010	16018
PLU MAIN 6 DR CAM LOCK	56121701SD00669	1170	SUGAR WHITE		1950 H x 375 W x 470 D	94031010	19214
PLU MAIN 2 DR RFID LOCK	56121701SD00670	1170	SUGAR WHITE		1950 H x 375 W x 470 D	94031010	17094
PLU MAIN 4 DR RFID LOCK	56121701SD00671	1170	SUGAR WHITE		1950 H x 375 W x 470 D	94031010	23740
PLU MAIN 6 DR RFID LOCK	56121701SD00672	1170	SUGAR WHITE		1950 H x 375 W x 470 D	94031010	30814
PLU ADD-ON 2 DR NUMERIC LOCK	56121701SD00673	1170	SUGAR WHITE		1950 H x 375 W x 470 D	94031010	12060
PLU ADD-ON 4 DR NUMERIC LOCK	56121701SD00674	1170	SUGAR WHITE		1950 H x 375 W x 470 D	94031010	16269
PLU ADD-ON 6 DR NUMERIC LOCK	56121701SD00675	1170	SUGAR WHITE		1950 H x 375 W x 470 D	94031010	20984
PLU ADD-ON 2 DR DIGITAL LOCK	56121701SD00676	1170	SUGAR WHITE		1950 H x 375 W x 470 D	94031010	14303
PLU ADD-ON 4 DR DIGITAL LOCK	56121701SD00677	1170	SUGAR WHITE		1950 H x 375 W x 470 D	94031010	20753
PLU ADD-ON 6 DR DIGITAL LOCK	56121701SD00678	1170	SUGAR WHITE		1950 H x 375 W x 470 D	94031010	27711
PLU ADD-ON 2 DR CAM LOCK	56121701SD00679	1170	SUGAR WHITE		1950 H x 375 W x 470 D	94031010	10505
PLU ADD-ON 4 DR CAM LOCK	56121701SD00680	1170	SUGAR WHITE		1950 H x 375 W x 470 D	94031010	13108
PLU ADD-ON 6 DR CAM LOCK	56121701SD00681	1170	SUGAR WHITE		1950 H x 375 W x 470 D	94031010	16353
PLU ADD-ON 2 DR RFID LOCK	56121701SD00682	1170	SUGAR WHITE		1950 H x 375 W x 470 D	94031010	14319
PLU ADD-ON 4 DR RFID LOCK	56121701SD00683	1170	SUGAR WHITE		1950 H x 375 W x 470 D	94031010	20831
PLU ADD-ON 6 DR RFID LOCK	56121701SD00684	1170	SUGAR WHITE		1950 H x 375 W x 470 D	94031010	27953
PLU MAIN 2 DR NUMERIC LOCK WITH ENVELOPE SLOT	56121701SD00685	1170	SUGAR WHITE		1950 H x 375 W x 470 D	94031010	15451
PLU MAIN 4 DR NUMERIC LOCK WITH ENVELOPE SLOT	56121701SD00686	1170	SUGAR WHITE		1950 H x 375 W x 470 D	94031010	20630
PLU MAIN 6 DR NUMERIC LOCK WITH ENVELOPE SLOT	56121701SD00687	1170	SUGAR WHITE		1950 H x 375 W x 470 D	94031010	24121
PLU MAIN 2 DR DIGITAL LOCK WITH ENVELOPE SLOT	56121701SD00688	1170	SUGAR WHITE		1950 H x 375 W x 470 D	94031010	17694
PLU MAIN 4 DR DIGITAL LOCK WITH ENVELOPE SLOT	56121701SD00689	1170	SUGAR WHITE		1950 H x 375 W x 470 D	94031010	25115
PLU MAIN 6 DR DIGITAL LOCK WITH ENVELOPE SLOT	56121701SD00690	1170	SUGAR WHITE		1950 H x 375 W x 470 D	94031010	30848
PLU MAIN 2 DR CAM LOCK WITH ENVELOPE SLOT	56121701SD00691	1170	SUGAR WHITE		1950 H x 375 W x 470 D	94031010	13889
PLU MAIN 4 DR CAM LOCK WITH ENVELOPE SLOT	56121701SD00692	1170	SUGAR WHITE		1950 H x 375 W x 470 D	94031010	17491
PLU MAIN 6 DR CAM LOCK WITH ENVELOPE SLOT	56121701SD00693	1170	SUGAR WHITE		1950 H x 375 W x 470 D	94031010	19412
PLU MAIN 2 DR RFID LOCK WITH ENVELOPE SLOT	56121701SD00694	1170	SUGAR WHITE		1950 H x 375 W x 470 D	94031010	17728
PLU MAIN 4 DR RFID LOCK WITH ENVELOPE SLOT	56121701SD00695	1170	SUGAR WHITE		1950 H x 375 W x 470 D	94031010	25184

Sudipta Ghosh

1) 18% GST extra will be applicable on the consumer basic prices. 2) In view of the Godrej policy of continuous development, the dimensions of products may be changed without prior notice or obligations. All dimensions are in metric system

PRODUCT NAME	PLM Code	Co.	COLOR DESCRIPTION	Image	Dimensions in mm	HSN codes	Consumer Basic
PLU MAIN 6 DR RFID LOCK WITH ENVELOPE SLOT	56121701SD00696	1170	SUGAR WHITE		1950 H x 375 W x 470 D	94031010	30961
PLU ADD-ON 2 DR NUMERIC LOCK WITH ENVELOPE SLOT	56121701SD00697	1170	SUGAR WHITE		1950 H x 375 W x 470 D	94031010	12678
PLU ADD-ON 4 DR NUMERIC LOCK WITH ENVELOPE SLOT	56121701SD00698	1170	SUGAR WHITE		1950 H x 375 W x 470 D	94031010	17757
PLU ADD-ON 6 DR NUMERIC LOCK WITH ENVELOPE SLOT	56121701SD00699	1170	SUGAR WHITE		1950 H x 375 W x 470 D	94031010	21268
PLU ADD-ON 2 DR DIGITAL LOCK WITH ENVELOPE SLOT	56121701SD00700	1170	SUGAR WHITE		1950 H x 375 W x 470 D	94031010	14921
PLU ADD-ON 4 DR DIGITAL LOCK WITH ENVELOPE SLOT	56121701SD00701	1170	SUGAR WHITE		1950 H x 375 W x 470 D	94031010	22242
PLU ADD-ON 6 DR DIGITAL LOCK WITH ENVELOPE SLOT	56121701SD00702	1170	SUGAR WHITE		1950 H x 375 W x 470 D	94031010	27995
PLU ADD-ON 2 DR CAM LOCK WITH ENVELOPE SLOT	56121701SD00703	1170	SUGAR WHITE		1950 H x 375 W x 470 D	94031010	11116
PLU ADD-ON 4 DR CAM LOCK WITH ENVELOPE SLOT	56121701SD00704	1170	SUGAR WHITE		1950 H x 375 W x 470 D	94031010	14618
PLU ADD-ON 6 DR CAM LOCK WITH ENVELOPE SLOT	56121701SD00705	1170	SUGAR WHITE		1950 H x 375 W x 470 D	94031010	16559
PLU ADD-ON 2 DR RFID LOCK WITH ENVELOPE SLOT	56121701SD00706	1170	SUGAR WHITE		1950 H x 375 W x 470 D	94031010	14955
PLU ADD-ON 4 DR RFID LOCK WITH ENVELOPE SLOT	56121701SD00707	1170	SUGAR WHITE		1950 H x 375 W x 470 D	94031010	22310
PLU ADD-ON 6 DR RFID LOCK WITH ENVELOPE SLOT	56121701SD00708	1170	SUGAR WHITE		1950 H x 375 W x 470 D	94031010	28108
PLU MAIN 4 DR NUMERIC LOCK	56121701SD00711	1170	MULTICOLOUR		1950 H x 375 W x 470 D	94031010	19158
PLU MAIN 6 DR NUMERIC LOCK	56121701SD00712	1170	MULTICOLOUR		1950 H x 375 W x 470 D	94031010	23845
PLU MAIN 4 DR DIGITAL LOCK	56121701SD00713	1170	MULTICOLOUR		1950 H x 375 W x 470 D	94031010	23663
PLU MAIN 6 DR DIGITAL LOCK	56121701SD00714	1170	MULTICOLOUR		1950 H x 375 W x 470 D	94031010	30572
PLU MAIN 4 DR CAM LOCK	56121701SD00715	1170	MULTICOLOUR		1950 H x 375 W x 470 D	94031010	16018
PLU MAIN 6 DR CAM LOCK	56121701SD00716	1170	MULTICOLOUR		1950 H x 375 W x 470 D	94031010	19214
PLU MAIN 4 DR RFID LOCK	56121701SD00717	1170	MULTICOLOUR		1950 H x 375 W x 470 D	94031010	23740
PLU MAIN 6 DR RFID LOCK	56121701SD00718	1170	MULTICOLOUR	1950 H x 375 W x 470 D	94031010	30814	
PLU ADD-ON 4 DR NUMERIC LOCK	56121701SD00719	1170	MULTICOLOUR	1950 H x 375 W x 470 D	94031010	16269	
PLU ADD-ON 6 DR NUMERIC LOCK	56121701SD00720	1170	MULTICOLOUR	1950 H x 375 W x 470 D	94031010	20984	

Sudipta Ghosh



1) 18% GST extra will be applicable on the consumer basic prices. 2) In view of the Godrej policy of continuous development, the dimensions of products may be changed without prior notice or obligations. All dimensions are in metric system

PRODUCT NAME	PLM Code	Co.	COLOR DESCRIPTION	Image	Dimensions in mm	HSN codes	Consumer Basic
PLU ADD-ON 4 DR DIGITAL LOCK	56121701SD00721	1170	MULTICOLOUR		1950 H x 375 W x 470 D	94031010	20753
PLU ADD-ON 6 DR DIGITAL LOCK	56121701SD00722	1170	MULTICOLOUR		1950 H x 375 W x 470 D	94031010	27711
PLU ADD-ON 4 DR CAM LOCK	56121701SD00723	1170	MULTICOLOUR		1950 H x 375 W x 470 D	94031010	13108
PLU ADD-ON 6 DR CAM LOCK	56121701SD00724	1170	MULTICOLOUR		1950 H x 375 W x 470 D	94031010	16353
PLU ADD-ON 4 DR RFID LOCK	56121701SD00725	1170	MULTICOLOUR		1950 H x 375 W x 470 D	94031010	20831
PLU ADD-ON 6 DR RFID LOCK	56121701SD00726	1170	MULTICOLOUR		1950 H x 375 W x 470 D	94031010	27953
PLU MAIN 4 DR NUMERIC LOCK WITH ENVELOPE SLOT	56121701SD00727	1170	MULTICOLOUR		1950 H x 375 W x 470 D	94031010	20630
PLU MAIN 6 DR NUMERIC LOCK WITH ENVELOPE SLOT	56121701SD00728	1170	MULTICOLOUR		1950 H x 375 W x 470 D	94031010	24121
PLU MAIN 4 DR DIGITAL LOCK WITH ENVELOPE SLOT	56121701SD00729	1170	MULTICOLOUR		1950 H x 375 W x 470 D	94031010	25115
PLU MAIN 6 DR DIGITAL LOCK WITH ENVELOPE SLOT	56121701SD00730	1170	MULTICOLOUR		1950 H x 375 W x 470 D	94031010	30848
PLU MAIN 4 DR CAM LOCK WITH ENVELOPE SLOT	56121701SD00731	1170	MULTICOLOUR		1950 H x 375 W x 470 D	94031010	17491
PLU MAIN 6 DR CAM LOCK WITH ENVELOPE SLOT	56121701SD00732	1170	MULTICOLOUR		1950 H x 375 W x 470 D	94031010	19412
PLU MAIN 4 DR RFID LOCK WITH ENVELOPE SLOT	56121701SD00733	1170	MULTICOLOUR		1950 H x 375 W x 470 D	94031010	25184
PLU MAIN 6 DR RFID LOCK WITH ENVELOPE SLOT	56121701SD00734	1170	MULTICOLOUR		1950 H x 375 W x 470 D	94031010	30961
PLU ADD-ON 4 DR NUMERIC LOCK WITH ENVELOPE SLOT	56121701SD00735	1170	MULTICOLOUR		1950 H x 375 W x 470 D	94031010	17757
PLU ADD-ON 6 DR NUMERIC LOCK WITH ENVELOPE SLOT	56121701SD00736	1170	MULTICOLOUR		1950 H x 375 W x 470 D	94031010	21268
PLU ADD-ON 4 DR DIGITAL LOCK WITH ENVELOPE SLOT	56121701SD00737	1170	MULTICOLOUR		1950 H x 375 W x 470 D	94031010	22242
PLU ADD-ON 6 DR DIGITAL LOCK WITH ENVELOPE SLOT	56121701SD00738	1170	MULTICOLOUR		1950 H x 375 W x 470 D	94031010	27995
PLU ADD-ON 4 DR CAM LOCK WITH ENVELOPE SLOT	56121701SD00739	1170	MULTICOLOUR	1950 H x 375 W x 470 D	94031010	14618	
PLU ADD-ON 6 DR CAM LOCK WITH ENVELOPE SLOT	56121701SD00740	1170	MULTICOLOUR	1950 H x 375 W x 470 D	94031010	16559	
PLU ADD-ON 4 DR RFID LOCK WITH ENVELOPE SLOT	56121701SD00741	1170	MULTICOLOUR	1950 H x 375 W x 470 D	94031010	22310	
PLU ADD-ON 6 DR RFID LOCK WITH ENVELOPE SLOT	56121701SD00742	1170	MULTICOLOUR	1950 H x 375 W x 470 D	94031010	28108	
PIGEON HOLES							
Pigeon Hole Base 1200H Main	56101530SD01247	1110	Kitami Elm		1200 H *582 W *400 D	94031010	17516
Pigeon Hole Base 1200H Addon	56101530SD01252	1110	Kitami Elm		1200 H * 264 W * 400 D	94031010	8610
Pigeon Hole Base 1800H Main	56101530SD01249	1110	Kitami Elm		1800 H * 582 W * 400 D	94031010	23407
Pigeon Hole Base 1800H Addon	56101530SD01248	1110	Kitami Elm		1800 H *264 W * 400 D	94031010	11209

1) 18% GST extra will be applicable on the consumer basic prices. 2) In view of the Godrej policy of continuous development, the dimensions of products may be changed without prior notice or obligations. All dimensions are in metric system



PRODUCT NAME	PLM Code	Co.	COLOR DESCRIPTION	Image	Dimensions in mm	HSN codes	Consumer Basic		
KD SLIDING DOOR UNIT (VSDU)									
VSDU WITH WOODEN TOP									
VSDU-2	56101530SD01276	1170	Prince Grey with Grey Stone Light Top		735 H * 900 W * 450 D	94031010	19617		
	56101530SD01277	1170	Cloud Grey with Cloud Grey Top			94031010	19617		
	56101530SD01325	1170	Medieval Town with Malaga Cherry Top			94031010	19617		
	56101530SD01278	1170	Texture Bond White with Kitami Elm Top			94031010	19617		
VSDU-5	56101530SD01279	1170	Prince Grey with Grey Stone Light Top			1192.5 H * 900 W * 450 D	94031010	22817	
	56101530SD01293	1170	Cloud Grey with Cloud Grey Top				94031010	22817	
	56101530SD01326	1170	Medieval Town with Malaga Cherry Top				94031010	22817	
	56101530SD01280	1170	Texture Bond White with Kitami Elm Top				94031010	22817	
VSDU-6	56101530SD01281	1170	Prince Grey with Grey Stone Light Top				1345 H * 900 W* 450 D	94031010	23833
	56101530SD01282	1170	Cloud Grey with Cloud Grey Top					94031010	23833
	56101530SD01327	1170	Medieval Town with Malaga Cherry Top					94031010	23833
	56101530SD01283	1170	Texture Bond White with Kitami Elm Top					94031010	23833
VSDU-9	56101530SD01284	1170	Prince Grey with Grey Stone Light Top				735 H * 1200 W * 450 D	94031010	22817
	56101530SD01285	1170	Cloud Grey with Cloud Grey Top					94031010	22817
	56101530SD01328	1170	Medieval Town with Malaga Cherry Top					94031010	22817
	56101530SD01286	1170	Texture Bond White with Kitami Elm Top					94031010	22817
VSDU-10	56101530SD01287	1170	Prince Grey with Grey Stone Light Top				887.5 H * 1200 W * 450 D	94031010	24897
	56101530SD01288	1170	Cloud Grey with Cloud Grey Top					94031010	24897
	56101530SD01329	1170	Medieval Town with Malaga Cherry Top					94031010	24897
	56101530SD01289	1170	Texture Bond White with Kitami Elm Top					94031010	24897
VSDU-12	56101530SD01290	1170	Prince Grey with Grey Stone Light Top				1192.5 H * 1200 W * 450 D	94031010	27949
	56101530SD01291	1170	Cloud Grey with Cloud Grey Top					94031010	27949
	56101530SD01330	1170	Medieval Town with Malaga Cherry Top					94031010	27949
	56101530SD01292	1170	Texture Bond White with Kitami Elm Top					94031010	27949

1) 18% GST extra will be applicable on the consumer basic prices. 2) In view of the Godrej policy of continuous development, the dimensions of products may be changed without prior notice or obligations. All dimensions are in metric system

PRODUCT NAME	PLM Code	Co.	COLOR DESCRIPTION	Image	Dimensions in mm	HSN codes	Consumer Basic
VSDU WITH METAL TOP							
VSDU-2	56101530SD01345	1170	Prince Grey		711 H * 900 W * 450 D	94031010	18329
	56101530SD01253	1170	Cloud Grey			94031010	18329
	56101530SD01318	1170	Medieval Town			94031010	18329
	56101530SD01254	1170	Texture Bond White			94031010	18329
VSDU-5	56101530SD01255	1170	Prince Grey		1168.5 H * 900 W * 450 D	94031010	21504
	56101530SD01256	1170	Cloud Grey			94031010	21504
	56101530SD01346	1170	Medieval Town			94031010	21504
VSDU-6	56101530SD01257	1170	Texture Bond White		1321 H * 900 W * 450 D	94031010	21504
	56101530SD01258	1170	Prince Grey			94031010	22527
	56101530SD01259	1170	Cloud Grey			94031010	22527
	56101530SD01319	1170	Medieval Town			94031010	22527
VSDU-7	56101530SD01260	1170	Texture Bond White		1830 H * 900 W * 450 D (Full Height)	94031010	22527
	56101530SD01261	1170	Prince Grey	94031010		28045	
	56101530SD01263	1170	Cloud Grey	94031010		28045	
	56101530SD01320	1170	Medieval Town	94031010		28045	
VSDU-8	56101530SD01262	1170	Texture Bond White	1830 H * 900 W * 450 D (GLASSDOOR-Full Ht.)	94031010	28045	
	56101530SD01264	1170	Prince Grey		94031010	31262	
	56101530SD01266	1170	Cloud Grey		94031010	31262	
	56101530SD01321	1170	Medieval Town		94031010	31262	
VSDU-9	56101530SD01265	1170	Texture Bond White	711 H * 1200 W * 450 D	94031010	31262	
	56101530SD01267	1170	Prince Grey		94031010	20979	
	56101530SD01268	1170	Cloud Grey		94031010	20979	
	56101530SD01322	1170	Medieval Town		94031010	20979	
VSDU-10	56101530SD01269	1170	Texture Bond White	863.5 H * 1200 W * 450 D	94031010	20979	
	56101530SD01270	1170	Prince Grey		94031010	23917	
	56101530SD01271	1170	Cloud Grey		94031010	23917	
	56101530SD01323	1170	Medieval Town		94031010	23917	
VSDU-12	56101530SD01272	1170	Texture Bond White	1168.5 H * 1200 W * 450 D	94031010	23917	
	56101530SD01273	1170	Prince Grey		94031010	26092	
	56101530SD01274	1170	Cloud Grey		94031010	26092	
	56101530SD01324	1170	Medieval Town		94031010	26092	
	56101530SD01275	1170	Texture Bond White		94031010	26092	





Sudipta Ghosh


1) 18% GST extra will be applicable on the consumer basic prices. 2) In view of the Godrej policy of continuous development, the dimensions of products may be changed without prior notice or obligations. All dimensions are in metric system



PRODUCT NAME	PLM Code	Co.	COLOR DESCRIPTION	Image	Dimensions in mm	HSN codes	Consumer Basic
OPTIMIZER PLUS							
PUSHPULL (1200W, 400D,1980H)							
Optz Plus SS1	24102098SD00969	1170	Sugar white		2047H x 1200W x 400D	94031010	32563
Optz Plus SL1	24102098SD00941	1170	Sugar white		2047H x 1200W x 400D	94031010	39052
Optz Plus TM1 Cross Member back panel	24102098SD00942	1170	Sugar white		2047H x 1200W x 800D	94031010	58150
Optz Plus TM1 Solid back panel	24102098SD00943	1170	Sugar white		2047H x 1200W x 800D	94031010	58769
Optz Plus SS2	24102098SD00944	1170	Sugar white		2047H x 2400W x 400D	94031010	56205
Optz Plus SL2	24102098SD00945	1170	Sugar white		2047H x 2400W x 400D	94031010	61266
Optz Plus TM2 Cross Member back panel	24102098SD00946	1170	Sugar white		2047H x 2400W x 800D	94031010	94155
Optz Plus TM2 Solid back panel	24102098SD00947	1170	Sugar white		2047H x 2400W x 800D	94031010	95393
Optz Plus SS1	24102098SD00948	1170	Warm Grey		2047H x 1200W x 400D	94031010	32563
Optz Plus SL1	24102098SD00949	1170	Warm Grey		2047H x 1200W x 400D	94031010	39052
Optz Plus TM1 Cross Member back panel	24102098SD00950	1170	Warm Grey	2047H x 1200W x 800D	94031010	58150	
Optz Plus TM1 Solid back panel	24102098SD00951	1170	Warm Grey	2047H x 1200W x 800D	94031010	58769	
Optz Plus SS2	24102098SD00952	1170	Warm Grey	2047H x 2400W x 400D	94031010	56205	
Optz Plus SL2	24102098SD00953	1170	Warm Grey	2047H x 2400W x 400D	94031010	61266	
Optz Plus TM2 Cross Member back panel	24102098SD00954	1170	Warm Grey	2047H x 2400W x 800D	94031010	94155	
Optz Plus TM2 Solid back panel	24102098SD00955	1170	Warm Grey	2047H x 2400W x 800D	94031010	95393	
DRIVE TYPE (1200W, 400D,1980H) (Drive cover color: Black Ink)							
Optz Plus SD2	24102098SD00956	1170	Sugar white		2047H x 2400W x 400D	94031010	56273
Optz Plus LD2	24102098SD00970	1170	Sugar white		2047H x 2400W x 400D	94031010	97147
Optz Plus TD2 Cross Member back panel	24102098SD00957	1170	Sugar white		2047H x 2400W x 800D	94031010	122400
Optz Plus TD2 Solid back panel	24102098SD00958	1170	Sugar white		2047H x 2400W x 800D	94031010	123638
Optz Plus SD3	24102098SD00971	1170	Sugar white		2047H x 3600W x 400D	94031010	83618
Optz Plus LD3	24102098SD00972	1170	Sugar white		2047H x 3600W x 400D	94031010	131219
Optz Plus TD3 Cross Member back panel	24102098SD00973	1170	Sugar white		2047H x 3600W x 800D	94031010	173950
Optz Plus TD3 Solid back panel	24102098SD00974	1170	Sugar white		2047H x 3600W x 800D	94031010	175807
Optz Plus SD4	24102098SD00975	1170	Sugar white		2047H x 4800W x 400D	94031010	108547
Optz Plus LD4	24102098SD00976	1170	Sugar white		2047H x 4800W x 400D	94031010	163692
Optz Plus TD4 Cross Member back panel	24102098SD00977	1170	Sugar white	2047H x 4800W x 800D	94031010	218626	
Optz Plus TD4 Solid back panel	24102098SD00978	1170	Sugar white	2047H x 4800W x 800D	94031010	221101	
Optz Plus SD2	24102098SD00959	1170	Warm Grey	2047H x 2400W x 400D	94031010	56273	
Optz Plus LD2	24102098SD00960	1170	Warm Grey	2047H x 2400W x 400D	94031010	97147	
Optz Plus TD2 Cross Member back panel	24102098SD00961	1170	Warm Grey	2047H x 2400W x 800D	94031010	122400	
Optz Plus TD2 Solid back panel	24102098SD00962	1170	Warm Grey	2047H x 2400W x 800D	94031010	123638	
Optz Plus SD3	24102098SD00979	1170	Warm Grey	2047H x 3600W x 400D	94031010	83618	
Optz Plus LD3	24102098SD00980	1170	Warm Grey	2047H x 3600W x 400D	94031010	131219	
Optz Plus TD3 Cross Member back panel	24102098SD00981	1170	Warm Grey	2047H x 3600W x 800D	94031010	173950	
Optz Plus TD3 Solid back panel	24102098SD00982	1170	Warm Grey	2047H x 3600W x 800D	94031010	175807	
Optz Plus SD4	24102098SD00983	1170	Warm Grey	2047H x 4800W x 400D	94031010	108547	
Optz Plus LD4	24102098SD00984	1170	Warm Grey	2047H x 4800W x 400D	94031010	163692	
Optz Plus TD4 Cross Member back panel	24102098SD00985	1170	Warm Grey	2047H x 4800W x 800D	94031010	218626	
Optz Plus TD4 Solid back panel	24102098SD01114	1170	Warm Grey	2047H x 4800W x 800D	94031010	221101	

Sudipta Ghosh





1) 18% GST extra will be applicable on the consumer basic prices. 2) In view of the Godrej policy of continuous development, the dimensions of products may be changed without prior notice or obligations. All dimensions are in metric system

PRODUCT NAME	PLM Code	Co.	COLOR DESCRIPTION	Image	Dimensions in mm	HSN codes	Consumer Basic
DRIVE TYPE (1200W, 400D,2361H) (Drive cover color: Black Ink)							
Optz Plus SD2	24102098SD00965	1170	Sugar White		2440H x 2400W x 400D	94031010	69782
Optz Plus LD2	24102098SD00966	1170	Sugar White		2440H x 2400W x 400D	94031010	110442
Optz Plus TD2 Cross Member back panel	24102098SD00967	1170	Sugar White		2440H x 2400W x 800D	94031010	139205
Optz Plus TD2 Solid back panel	24102098SD00968	1170	Sugar White		2440H x 2400W x 800D	94031010	142283
Optz Plus SD3	24102098SD00986	1170	Sugar White		2440H x 3600W x 400D	94031010	103911
Optz Plus LD3	24102098SD00987	1170	Sugar White		2440H x 3600W x 400D	94031010	151298
Optz Plus TD3 Cross Member back panel	24102098SD00988	1170	Sugar White		2440H x 3600W x 800D	94031010	198620
Optz Plus TD3 Solid back panel	24102098SD00989	1170	Sugar White		2440H x 3600W x 800D	94031010	203238
Optz Plus SD4	24102098SD00990	1170	Sugar White		2440H x 4800W x 400D	94031010	135698
Optz Plus LD4	24102098SD00991	1170	Sugar White		2440H x 4800W x 400D	94031010	190555
Optz Plus TD4 Cross Member back panel	24102098SD00992	1170	Sugar White	2440H x 4800W x 800D	94031010	251159	
Optz Plus TD4 Solid back panel	24102098SD00993	1170	Sugar White	2440H x 4800W x 800D	94031010	257316	
Optz Plus SD2	24102098SD00994	1170	Warm Grey		2440H x 2400W x 400D	94031010	69782
Optz Plus LD2	24102098SD00995	1170	Warm Grey		2440H x 2400W x 400D	94031010	110442
Optz Plus TD2 Cross Member back panel	24102098SD00996	1170	Warm Grey		2440H x 2400W x 800D	94031010	139205
Optz Plus TD2 Solid back panel	24102098SD00997	1170	Warm Grey		2440H x 2400W x 800D	94031010	142283
Optz Plus SD3	24102098SD00998	1170	Warm Grey		2440H x 3600W x 400D	94031010	103911
Optz Plus LD3	24102098SD00999	1170	Warm Grey		2440H x 3600W x 400D	94031010	151298
Optz Plus TD3 Cross Member back panel	24102098SD01000	1170	Warm Grey		2440H x 3600W x 800D	94031010	198620
Optz Plus TD3 Solid back panel	24102098SD01001	1170	Warm Grey		2440H x 3600W x 800D	94031010	203238
Optz Plus SD4	24102098SD01002	1170	Warm Grey		2440H x 4800W x 400D	94031010	135698
Optz Plus LD4	24102098SD01003	1170	Warm Grey		2440H x 4800W x 400D	94031010	190555
Optz Plus TD4 Cross Member back panel	24102098SD01004	1170	Warm Grey	2440H x 4800W x 800D	94031010	251159	
Optz Plus TD4 Solid back panel	24102098SD01005	1170	Warm Grey	2440H x 4800W x 800D	94031010	257316	
POWER DRIVE TYPE (1200W, 400D,1980H)							
MotOp SM2	24102098SD01157	1170	Sugar White		2047H x 2400W x 400D	94031010	81790
MotOp SM3	24102098SD01159	1170	Sugar White		2047H x 3600W x 400D	94031010	107287
MotOp SM4	24102098SD01161	1170	Sugar White		2047H x 4800W x 400D	94031010	125121
MotOp LM2	24102098SD01163	1170	Sugar White		2047H x 2400W x 400D	94031010	158676
MotOp LM3	24102098SD01165	1170	Sugar White		2047H x 3600W x 400D	94031010	184444
MotOp LM4	24102098SD01167	1170	Sugar White		2047H x 4800W x 400D	94031010	210221
MotOp TM2 with back panel	24102098SD01169	1170	Sugar White		2047H x 2400W x 800D	94031010	187641
MotOp TM3 with back panel	24102098SD01171	1170	Sugar White		2047H x 3600W x 800D	94031010	225197
MotOp TM4 with back panel	24102098SD01173	1170	Sugar White		2047H x 4800W x 800D	94031010	261974
MotOp TM2 without back panel	24102098SD01175	1170	Sugar White		2047H x 2400W x 800D	94031010	185418
MotOp TM3 without back panel	24102098SD01177	1170	Sugar White	2047H x 3600W x 800D	94031010	221863	
MotOp TM4 without back panel	24102098SD01179	1170	Sugar White	2047H x 4800W x 800D	94031010	257528	
MotOp SM2	24102098SD01181	1170	Aero Blue		2047H x 2400W x 400D	94031010	81790
MotOp SM3	24102098SD01183	1170	Aero Blue		2047H x 3600W x 400D	94031010	107287
MotOp SM4	24102098SD01185	1170	Aero Blue		2047H x 4800W x 400D	94031010	125121
MotOp LM2	24102098SD01187	1170	Aero Blue		2047H x 2400W x 400D	94031010	158676
MotOp LM3	24102098SD01189	1170	Aero Blue		2047H x 3600W x 400D	94031010	184444
MotOp LM4	24102098SD01191	1170	Aero Blue		2047H x 4800W x 400D	94031010	210221

1) 18% GST extra will be applicable on the consumer basic prices. 2) In view of the Godrej policy of continuous development, the dimensions of products may be changed without prior notice or obligations. All dimensions are in metric system

PRODUCT NAME	PLM Code	Co.	COLOR DESCRIPTION	Image	Dimensions in mm	HSN codes	Consumer Basic
MotOp TM2 with back panel	24102098SD01193	1170	Aero Blue		2047H x 2400W x 800D	94031010	187641
MotOp TM3 with back panel	24102098SD01195	1170	Aero Blue		2047H x 3600W x 800D	94031010	225197
MotOp TM4 with back panel	24102098SD01197	1170	Aero Blue		2047H x 4800W x 800D	94031010	261974
MotOp TM2 without back panel	24102098SD01199	1170	Aero Blue		2047H x 2400W x 800D	94031010	185418
MotOp TM3 without back panel	24102098SD01201	1170	Aero Blue		2047H x 3600W x 800D	94031010	221863
MotOp TM4 without back panel	24102098SD01203	1170	Aero Blue		2047H x 4800W x 800D	94031010	257528
POWER DRIVE TYPE (1200W, 400D,2361H)							
MotOp SM2	24102098SD01158	1170	Sugar White		2440H x 2400W x 400D	94031010	90582
MotOp SM3	24102098SD01160	1170	Sugar White		2440H x 3600W x 400D	94031010	118747
MotOp SM4	24102098SD01162	1170	Sugar White		2440H x 4800W x 400D	94031010	137516
MotOp LM2	24102098SD01164	1170	Sugar White		2440H x 2400W x 400D	94031010	167626
MotOp LM3	24102098SD01166	1170	Sugar White		2440H x 3600W x 400D	94031010	196144
MotOp LM4	24102098SD01168	1170	Sugar White		2440H x 4800W x 400D	94031010	224670
MotOp TM2 with back panel	24102098SD01170	1170	Sugar White		2440H x 2400W x 800D	94031010	199209
MotOp TM3 with back panel	24102098SD01172	1170	Sugar White		2440H x 3600W x 800D	94031010	241215
MotOp TM4 with back panel	24102098SD01174	1170	Sugar White		2440H x 4800W x 800D	94031010	282444
MotOp TM2 without back panel	24102098SD01176	1170	Sugar White		2440H x 2400W x 800D	94031010	200407
MotOp TM3 without back panel	24102098SD01178	1170	Sugar White		2440H x 3600W x 800D	94031010	243013
MotOp TM4 without back panel	24102098SD01180	1170	Sugar White		2440H x 4800W x 800D	94031010	284841
MotOp SM2	24102098SD01182	1170	Aero Blue		2440H x 2400W x 400D	94031010	90582
MotOp SM3	24102098SD01184	1170	Aero Blue		2440H x 3600W x 400D	94031010	118747
MotOp SM4	24102098SD01186	1170	Aero Blue		2440H x 4800W x 400D	94031010	137516
MotOp LM2	24102098SD01188	1170	Aero Blue		2440H x 2400W x 400D	94031010	167626
MotOp LM3	24102098SD01190	1170	Aero Blue		2440H x 3600W x 400D	94031010	196144
MotOp LM4	24102098SD01192	1170	Aero Blue		2440H x 4800W x 400D	94031010	224670
MotOp TM2 with back panel	24102098SD01194	1170	Aero Blue		2440H x 2400W x 800D	94031010	199209
MotOp TM3 with back panel	24102098SD01196	1170	Aero Blue		2440H x 3600W x 800D	94031010	241215
MotOp TM4 with back panel	24102098SD01198	1170	Aero Blue		2440H x 4800W x 800D	94031010	282444
MotOp TM2 without back panel	24102098SD01200	1170	Aero Blue		2440H x 2400W x 800D	94031010	200407
MotOp TM3 without back panel	24102098SD01202	1170	Aero Blue		2440H x 3600W x 800D	94031010	243013
MotOp TM4 without back panel	24102098SD01204	1170	Aero Blue		2440H x 4800W x 800D	94031010	284841
CHANNELS (RAILS) FOR OPTIMIZER PLUS							
Optz Plus Push Pull / D2 CHNL 800mm	24102098SD01148	1170	NA		800W X 124D X 31H	94031010	8806
Optz Plus Push Pull / D2 CHNL 1600mm	24102098SD01149	1170	NA		1600W X 124D X 31H	94031010	14779
Optz Plus Push Pull / D2 CHNL 2400mm	24102098SD01150	1170	NA		2400W X 124D X 31H	94031010	19599
Optz Plus D3 CHNL 800mm	24102098SD01077	1170	NA		800W X 124D X 31H	94031010	13193
Optz Plus D3 CHNL 1600mm	24102098SD01117	1170	NA		1600W X 124D X 31H	94031010	22152
Optz Plus D3 CHNL 2400mm	24102098SD01078	1170	NA		2400W X 124D X 31H	94031010	29382
Optz Plus D4 CHNL 800mm	24102098SD01079	1170	NA		800W X 124D X 31H	94031010	17580
Optz Plus D4 CHNL 1600mm	24102098SD01080	1170	NA		1600W X 124D X 31H	94031010	29525
Optz Plus D4 CHNL 2400mm	24102098SD01081	1170	NA		2400W X 124D X 31H	94031010	39165

1) 18% GST extra will be applicable on the consumer basic prices. 2) In view of the Godrej policy of continuous development, the dimensions of products may be changed without prior notice or obligations. All dimensions are in metric system


PRODUCT NAME	PLM Code	Co.	COLOR DESCRIPTION	Image	Dimensions in mm	HSN codes	Consumer Basic
ACCESSORIES FOR OPTIMIZER PLUS & POWER DRIVE							
Optz Plus ROLLOUT SHELF 1200mm BY	24102098SD01087	1170	Banana Yellow		1130W X 350D X 45H	94031010	4868
Optz Plus ROLLOUT SHELF 1200mm SS	24102098SD01088	1170	Sunset Sky		1130W X 350D X 45H	94031010	4868
Optz Plus ROLLOUT SHELF 1200mm SW	24102098SD01089	1170	Sugar White		1130W X 350D X 45H	94031010	4868
Optz Plus ROLLOUT SHELF 1200mm AB	24102098SD01090	1170	Aero Blue		1130W X 350D X 45H	94031010	4868
Optz Plus Hinge door Pair 1200mm 1980mm PS	24102098SD00963	1170	Pebble Stone		593.2W X 21.6D X 1910H	94031010	7709
Optz Plus Hinge door Pair 1200mm 2361mm PS	24102098SD01006	1170	Pebble Stone		593.2W X 21.6D X 2291H	94031010	8929
WOODEN PLATFORM FOR OPTIMIZER PLUS & POWER DRIVE							
Optz Plus Intermediate Panel 1200 x1109 Pack of 2	24102098SD01119	1170	NA		1109W X 1200D X 25H	94031010	20010
Optz Plus Intermediate Panel 1200 x1109 Pack of 1	24102098SD01120	1170	NA		1109W X 1200D X 25H	94031010	10473
Optz Plus Intermediate Panel 800 x1109 Pack of 2	24102098SD01121	1170	NA		1109W X 800D X 25H	94031010	19341
Optz Plus Intermediate Panel 800 x1109 Pack of 1	24102098SD01122	1170	NA		1109W X 800D X 25H	94031010	10948
Optz Plus Intermediate Panel 400 x1109 Pack of 2	24102098SD01123	1170	NA		1109W X 400D X 25H	94031010	8805
Optz Plus Intermediate Panel 400 x1109 Pack of 1	24102098SD01124	1170	NA		1109W X 400D X 25H	94031010	4997
Optz Plus End Panel 1200 x519 Pack of 2	24102098SD01125	1170	NA		519W X 1200D X 25H	94031010	11610
Optz Plus End Panel 1200 x519 Pack of 1	24102098SD01126	1170	NA		519W X 1200D X 25H	94031010	6522
Optz Plus End Panel 800 x519 Pack of 2	24102098SD01127	1170	NA		519W X 800D X 25H	94031010	8727
Optz Plus End Panel 800 x519 Pack of 1	24102098SD01128	1170	NA		519W X 800D X 25H	94031010	4978
Optz Plus End Panel 400 x519 Pack of 2	24102098SD01129	1170	NA		519W X 400D X 25H	94031010	6330
Optz Plus End Panel 400 x519 Pack of 1	24102098SD01130	1170	NA		519W X 400D X 25H	94031010	3782
Optz Plus Intermediate Panel 1200 x809 Pack of 2	24102098SD01131	1170	NA		809W X 1200D X 25H	94031010	14485
Optz Plus Intermediate Panel 1200 x809 Pack of 1	24102098SD01132	1170	NA		809W X 1200D X 25H	94031010	8068
Optz Plus Intermediate Panel 400 x809 Pack of 2	24102098SD01133	1170	NA		809W X 400D X 25H	94031010	6957
Optz Plus Intermediate Panel 400 x809 Pack of 1	24102098SD01134	1170	NA		809W X 400D X 25H	94031010	4025
Optz Plus End Panel 1200 x369 Pack of 2	24102098SD01135	1170	NA		369W X 1200D X 25H	94031010	11064
Optz Plus End Panel 1200 x369 Pack of 1	24102098SD01136	1170	NA		369W X 1200D X 25H	94031010	6180
Optz Plus End Panel 800 x369 Pack of 2	24102098SD01137	1170	NA		369W X 800D X 25H	94031010	8547
Optz Plus End Panel 800 x369 Pack of 1	24102098SD01138	1170	NA		369W X 800D X 25H	94031010	4842
Optz Plus End Panel 400 x369 Pack of 2	24102098SD01139	1170	NA	369W X 400D X 25H	94031010	6221	
Optz Plus End Panel 400 x369 Pack of 1	24102098SD01140	1170	NA	369W X 400D X 25H	94031010	3704	
WOODEN PLATFORM RAILS FOR OPTIMIZER PLUS & POWER DRIVE							
Optz Plus EXT CHNL D2 800mm	24102098SD01106	1170	NA		-	94031010	20405
Optz Plus EXT CHNL D2 1600mm	24102098SD01107	1170	NA		-	94031010	36531
Optz Plus EXT CHNL D2 2400mm	24102098SD01118	1170	NA		-	94031010	55092
Optz Plus EXT CHNL D3 800mm	24102098SD01108	1170	NA		-	94031010	27261
Optz Plus EXT CHNL D3 1600mm	24102098SD01109	1170	NA		-	94031010	48706
Optz Plus EXT CHNL D3 2400mm	24102098SD01110	1170	NA		-	94031010	72588
Optz Plus EXT CHNL D4 800mm	24102098SD01111	1170	NA		-	94031010	34117
Optz Plus EXT CHNL D4 1600mm	24102098SD01112	1170	NA		-	94031010	60880
Optz Plus EXT CHNL D4 2400mm	24102098SD01113	1170	NA		-	94031010	89908

Sudipta Ghosh

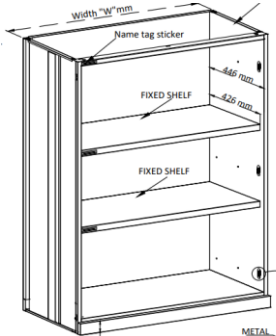

1) 18% GST extra will be applicable on the consumer basic prices. 2) In view of the Godrej policy of continuous development, the dimensions of products may be changed without prior notice or obligations. All dimensions are in metric system

PRODUCT NAME	PLM Code	Co.	COLOR DESCRIPTION	Image	Dimensions in mm	HSN codes	Consumer Basic
CUSHION LFC							
1 Drawer Cushion LFC	56101702SD00528	1170	Texture Bond White		502 H x 900 W x 455 D	94031010	20448
1 Drawer Cushion LFC	56101702SD00527	1170	Texture Bond White with Kitami Elm Facia		502 H x 900 W x 455 D	94031010	21778
MOBILE CADDY							
Caddy 1D Base	56101530SD01167	5000	Bond White		1050 W x 472 D x 640 H	94031090	35407
Caddy 1D Base	56101530SD01168	5000	Prince Grey		1050 W x 472 D x 640 H	94031090	35407
Cell Phone Locker 30 Door Wall Mounted							
CellPhoneLocker 30 door Wall Mounted	56101530SD01169	5000	Bond White		900 W x 225 D x 933 H	94031090	50612
CellPhoneLocker 30 door Wall Mounted	56101530SD01170	5000	Prince Grey		900 W x 225 D x 933 H	94031090	50612
Cell Phone Locker 60 Door Wall Mounted							
CellPhoneLocker 60 door Wall Mounted	56101530SD01171	5000	Bond White		900 W x 225 D x 1800 H	94031090	87911
CellPhoneLocker 60 door Wall Mounted	56101530SD01188	5000	Prince Grey		900 W x 225 D x 1800 H	94031090	87911
Cell Phone Locker 60 Door Standalone							
CellPhoneLocker Standalone 60 door	56101530SD01189	5000	Bond White		945 W x 560 D x 1845 H	94031090	89966
CellPhoneLocker Standalone 60 door	56101530SD01190	5000	Prince Grey		945 W x 560 D x 1845 H	94031090	89966

1) 18% GST extra will be applicable on the consumer basic prices. 2) In view of the Godrej policy of continuous development, the dimensions of products may be changed without prior notice or obligations. All dimensions are in metric system


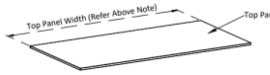
PRODUCT NAME	PLM Code	Co.	COLOR DESCRIPTION	Image	Dimensions in mm	HSN codes	Consumer Basic
Horizontal Plan Filing Cabinet (HPFC)							
HPFC 6D Base Metal	56101530SD01191	5000	Bond White		1375 W x 960 D x 856 H	94031090	98386
HPFC 6D Base Metal	56101530SD01192	5000	Prince Grey		1375 W x 960 D x 856 H	94031090	98386
Reserve Plus							

RES+ HDU / GDU / LFC / OSU BODY

RES+ HDU/OSU MAIN BODY	56101702SD00529	1170	Sugar White		750 W x 725 H	94031010	5132
RES+ HDU/OSU MAIN BODY	56101702SD00530	1170	Sugar White		900 W x 725 H	94031010	5425
RES+ HDU/OSU MAIN BODY	56101702SD00531	1170	Sugar White		600 W x 1010 H	94031010	6650
RES+ HDU/OSU MAIN BODY	56101702SD00532	1170	Sugar White		750 W x 1010 H	94031010	6858
RES+ HDU/OSU MAIN BODY	56101702SD00533	1170	Sugar White		900 W x 1010 H	94031010	7310
RES+ HDU/OSU MAIN BODY	56101702SD00534	1170	Sugar White		1200 W x 1010 H	94031010	9699
RES+ HDU/OSU MAIN BODY	56101702SD00535	1170	Sugar White		600 W x 1190 H	94031010	7153
RES+ HDU/OSU MAIN BODY	56101702SD00536	1170	Sugar White		750 W x 1190 H	94031010	7262
RES+ HDU/OSU MAIN BODY	56101702SD00537	1170	Gargoyle		750 W x 725 H	94031010	5132
RES+ HDU/OSU MAIN BODY	56101702SD00538	1170	Gargoyle		900 W x 725 H	94031010	5425
RES+ HDU/OSU MAIN BODY	56101702SD00539	1170	Gargoyle		600 W x 1010 H	94031010	6650
RES+ HDU/OSU MAIN BODY	56101702SD00540	1170	Gargoyle		750 W x 1010 H	94031010	6858
RES+ HDU/OSU MAIN BODY	56101702SD00541	1170	Gargoyle		900 W x 1010 H	94031010	7310
RES+ HDU/OSU MAIN BODY	56101702SD00542	1170	Gargoyle		1200 W x 1010 H	94031010	9699
RES+ HDU/OSU MAIN BODY	56101702SD00543	1170	Gargoyle		600 W x 1190 H	94031010	7153
RES+ HDU/OSU MAIN BODY	56101702SD00544	1170	Gargoyle		750 W x 1190 H	94031010	7262
RES+ HDU/OSU/GDU MAIN BODY	56101702SD00545	1170	Sugar White		900 W x 1190 H	94031010	7715
RES+ HDU/OSU/GDU MAIN BODY	56101702SD00546	1170	Sugar White		1200 W x 1190 H	94031010	10439
RES+ HDU/OSU/GDU MAIN BODY	56101702SD00547	1170	Gargoyle		900 W x 1190 H	94031010	7715
RES+ HDU/OSU/GDU MAIN BODY	56101702SD00548	1170	Gargoyle		1200 W x 1190 H	94031010	10439
RES+ HDU/OSU MAIN BODY	56101702SD00549	1170	Tree Mist		900 W x 1190 H	94031010	7715
RES+ HDU/OSU MAIN BODY	56101702SD00550	1170	Tree Mist		1200 W x 1190 H	94031010	10439
RES+ HDU/OSU MAIN BODY	56101702SD00551	1170	Sugar White		600 W x 1327 H	94031010	7504
RES+ HDU/OSU MAIN BODY	56101702SD00552	1170	Sugar White		750 W x 1327 H	94031010	7564
RES+ HDU/OSU MAIN BODY	56101702SD00553	1170	Sugar White		900 W x 1327 H	94031010	8043
RES+ HDU/OSU MAIN BODY	56101702SD00554	1170	Gargoyle		600 W x 1327 H	94031010	7504
RES+ HDU/OSU MAIN BODY	56101702SD00555	1170	Gargoyle		750 W x 1327 H	94031010	7564
RES+ HDU/OSU MAIN BODY	56101702SD00557	1170	Gargoyle		900 W x 1327 H	94031010	8043
RES+ LFC MAIN BODY	56101702SD00670	1170	Sugar White		900 W x 1010 H	94031010	16826
RES+ LFC MAIN BODY	56101702SD00671	1170	Sugar White		900 W x 1190 H	94031010	16966
RES+ LFC MAIN BODY	56101702SD00672	1170	Sugar White	900 W x 1327 H	94031010	19972	
RES+ LFC MAIN BODY	56101702SD00675	1170	Gargoyle	900 W x 1010 H	94031010	16826	
RES+ LFC MAIN BODY	56101702SD00674	1170	Gargoyle	900 W x 1190 H	94031010	16966	
RES+ LFC MAIN BODY	56101702SD00673	1170	Gargoyle	900 W x 1327 H	94031010	19972	





1) 18% GST extra will be applicable on the consumer basic prices. 2) In view of the Godrej policy of continuous development, the dimensions of products may be changed without prior notice or obligations. All dimensions are in metric system

PRODUCT NAME	PLM Code	Co.	COLOR DESCRIPTION	Image	Dimensions in mm	HSN codes	Consumer Basic
RES+ HDU / GDU / LFC / OSU END COVER							
RES+ HDU END COVER	56101702SD00558	1170	Sugar White		725 H	94031010	1996
RES+ HDU/LFC END COVER	56101702SD00559	1170	Sugar White		1010 H	94031010	2605
RES+ HDU END COVER	56101702SD00560	1170	Gargoyle		725 H	94031010	1996
RES+ HDU/LFC END COVER	56101702SD00561	1170	Gargoyle		1010 H	94031010	2605
RES+ HDU/GDU/LFC/OSU END COVER	56101702SD00616	1170	Sugar White		1190 H	94031010	2943
RES+ HDU/GDU/LFC/OSU END COVER	56101702SD00617	1170	Gargoyle		1190 H	94031010	2943
RES+ HDU/GDU/LFC/OSU END COVER	56101702SD00618	1170	Tree Mist		1190 H	94031010	2943
RES+ HDU/LFC END COVER	56101702SD00562	1170	Sugar White		1327 H	94031010	3215
RES+ HDU/LFC END COVER	56101702SD00563	1170	Gargoyle		1327 H	94031010	3215
RES+ PLANTER END COVER	56101702SD01005	5000	Sugar White		470 D x 225 H	94031010	1308
RES+ PLANTER END COVER	56101702SD01006	5000	Gargoyle	470 D x 225 H	94031010	1308	
RES+ PLANTER END COVER	56101702SD01007	5000	Tree Mist	470 D x 225 H	94031010	1308	
RES+ HDU / GDU / LFC / OSU METAL TOP							
RES+ METAL TOP	56101702SD00619	1170	Sugar White		600 W	94031010	899
RES+ METAL TOP	56101702SD00620	1170	Sugar White		750 W	94031010	1037
RES+ METAL TOP	56101702SD00621	1170	Gargoyle		600 W	94031010	899
RES+ METAL TOP	56101702SD00622	1170	Gargoyle		750 W	94031010	1037
RES+ INDIVIDUAL METAL TOP	56101702SD00815	1170	Sugar White		900 W	94031010	1171
RES+ INDIVIDUAL METAL TOP	56101702SD00623	1170	Sugar White		1200 W	94031010	1503
RES+ INDIVIDUAL METAL TOP	56101702SD00816	1170	Gargoyle		900 W	94031010	1171
RES+ INDIVIDUAL METAL TOP	56101702SD00624	1170	Gargoyle		1200 W	94031010	1503
RES+ INDIVIDUAL METAL TOP	56101702SD00817	1170	Tree Mist		900 W	94031010	1171
RES+ INDIVIDUAL METAL TOP	56101702SD00625	1170	Tree Mist		1200 W	94031010	1503
RES+ END METAL TOP	56101702SD00626	1170	Sugar White		600 W	94031010	962
RES+ END METAL TOP	56101702SD00628	1170	Sugar White		750 W	94031010	1110
RES+ END METAL TOP	56101702SD00627	1170	Gargoyle		600 W	94031010	962
RES+ END METAL TOP	56101702SD00629	1170	Gargoyle		750 W	94031010	1110
RES+ END METAL TOP	56101702SD00818	1170	Sugar White		900 W	94031010	1182
RES+ END METAL TOP	56101702SD00819	1170	Gargoyle		900 W	94031010	1182
RES+ END METAL TOP	56101702SD00820	1170	Tree Mist		900 W	94031010	1182
RES+ END METAL TOP	56101702SD00630	1170	Sugar White		1200 W	94031010	1575
RES+ END METAL TOP	56101702SD00631	1170	Gargoyle		1200 W	94031010	1575
RES+ END METAL TOP	56101702SD00632	1170	Tree Mist		1200 W	94031010	1575
RES+ SHARED METAL TOP	56101702SD00633	1170	Sugar White	600 W	94031010	938	
RES+ SHARED METAL TOP	56101702SD00634	1170	Sugar White	750 W	94031010	1070	
RES+ SHARED METAL TOP	56101702SD00635	1170	Gargoyle	600 W	94031010	938	
RES+ SHARED METAL TOP	56101702SD00636	1170	Gargoyle	750 W	94031010	1070	
RES+ SHARED METAL TOP	56101702SD00821	1170	Sugar White	900 W	94031010	1264	
RES+ SHARED METAL TOP	56101702SD00822	1170	Gargoyle	900 W	94031010	1264	
RES+ SHARED METAL TOP	56101702SD00823	1170	Tree Mist	900 W	94031010	1264	
RES+ SHARED METAL TOP	56101702SD00637	1170	Sugar White	1200 W	94031010	1533	
RES+ SHARED METAL TOP	56101702SD00638	1170	Gargoyle	1200 W	94031010	1533	
RES+ SHARED METAL TOP	56101702SD00639	1170	Tree Mist	1200 W	94031010	1533	

Sudipta Ghosh




1) 18% GST extra will be applicable on the consumer basic prices. 2) In view of the Godrej policy of continuous development, the dimensions of products may be changed without prior notice or obligations. All dimensions are in metric system

PRODUCT NAME	PLM Code	Co.	COLOR DESCRIPTION	Image	Dimensions in mm	HSN codes	Consumer Basic	
RES+ HDU / GDU / LFC / OSU WOODEN TOP								
RES+ INDIVIDUAL WOODEN TOP	56101702SD00640	1140	Siam Teak		600 W x 25 H	94031010	1809	
RES+ INDIVIDUAL WOODEN TOP	56101702SD00641	1140	Siam Teak		750 W x 25 H	94031010	1862	
RES+ INDIVIDUAL WOODEN TOP	56101702SD00824	1140	Siam Teak		900 W x 25 H	94031010	2411	
RES+ INDIVIDUAL WOODEN TOP	56101702SD00642	1140	Siam Teak		1200 W x 25 H	94031010	2518	
RES+ END WOODEN TOP	56101702SD00643	1140	Siam Teak		600 W x 25 H	94031010	1845	
RES+ END WOODEN TOP	56101702SD00644	1140	Siam Teak		750 W x 25 H	94031010	1914	
RES+ END WOODEN TOP	56101702SD00826	1140	Siam Teak		900 W x 25 H	94031010	2448	
RES+ END WOODEN TOP	56101702SD00645	1140	Siam Teak		1200 W x 25 H	94031010	2559	
RES+ SHARED WOODEN TOP	56101702SD00646	1140	Siam Teak		600 W x 25 H	94031010	1592	
RES+ SHARED WOODEN TOP	56101702SD00647	1140	Siam Teak		750 W x 25 H	94031010	1897	
RES+ SHARED WOODEN TOP	56101702SD00828	1140	Siam Teak		900 W x 25 H	94031010	2459	
RES+ SHARED WOODEN TOP	56101702SD00648	1140	Siam Teak		1200 W x 25 H	94031010	2556	
RES+ INDIVIDUAL WOODEN TOP	56101702SD00649	1140	Riviera Oak		600 W x 25 H	94031010	1809	
RES+ INDIVIDUAL WOODEN TOP	56101702SD00650	1140	Riviera Oak		750 W x 25 H	94031010	1862	
RES+ INDIVIDUAL WOODEN TOP	56101702SD00825	1140	Riviera Oak		900 W x 25 H	94031010	2411	
RES+ INDIVIDUAL WOODEN TOP	56101702SD00651	1140	Riviera Oak		1200 W x 25 H	94031010	2518	
RES+ END WOODEN TOP	56101702SD00652	1140	Riviera Oak		600 W x 25 H	94031010	1845	
RES+ END WOODEN TOP	56101702SD00653	1140	Riviera Oak		750 W x 25 H	94031010	1914	
RES+ END WOODEN TOP	56101702SD00827	1140	Riviera Oak		900 W x 25 H	94031010	2448	
RES+ END WOODEN TOP	56101702SD00654	1140	Riviera Oak		1200 W x 25 H	94031010	2559	
RES+ SHARED WOODEN TOP	56101702SD00655	1140	Riviera Oak		600 W x 25 H	94031010	1592	
RES+ SHARED WOODEN TOP	56101702SD00656	1140	Riviera Oak		750 W x 25 H	94031010	1897	
RES+ SHARED WOODEN TOP	56101702SD00829	1140	Riviera Oak		900 W x 25 H	94031010	2459	
RES+ SHARED WOODEN TOP	56101702SD00657	1140	Riviera Oak		1200 W x 25 H	94031010	2556	
RES+ HDU SHUTTER WITH CAM LOCK / NUMERIC LOCK / DIGITAL LOCK								
RES+ HDU SHUTTERS WITH CAM LOCK	56101702SD00564	1170	Sugar White			750 W x 725 H	94031010	3356
RES+ HDU SHUTTERS WITH CAM LOCK	56101702SD00565	1170	Sugar White	900 W x 725 H		94031010	3516	
RES+ HDU SHUTTERS WITH CAM LOCK	56101702SD00566	1170	Sugar White	600 W x 1010 H		94031010	3629	
RES+ HDU SHUTTERS WITH CAM LOCK	56101702SD00567	1170	Sugar White	750 W x 1010 H		94031010	3942	
RES+ HDU SHUTTERS WITH CAM LOCK	56101702SD00568	1170	Sugar White	900 W x 1010 H		94031010	4154	
RES+ HDU SHUTTERS WITH CAM LOCK	56101702SD00569	1170	Sugar White	1200 W x 1010 H		94031010	4573	
RES+ HDU SHUTTERS WITH CAM LOCK	56101702SD00570	1170	Sugar White	600 W x 1190 H		94031010	3521	
RES+ HDU SHUTTERS WITH CAM LOCK	56101702SD00571	1170	Sugar White	750 W x 1190 H		94031010	4863	
RES+ HDU SHUTTERS WITH CAM LOCK	56101702SD00572	1170	Sugar White	900 W x 1190 H		94031010	5096	
RES+ HDU SHUTTERS WITH CAM LOCK	56101702SD00573	1170	Sugar White	1200 W x 1190 H		94031010	5581	
RES+ HDU SHUTTERS WITH CAM LOCK	56101702SD00574	1170	Sugar White	600 W x 1327 H		94031010	3476	
RES+ HDU SHUTTERS WITH CAM LOCK	56101702SD00575	1170	Sugar White	750 W x 1327 H		94031010	4726	
RES+ HDU SHUTTERS WITH CAM LOCK	56101702SD00576	1170	Sugar White	900 W x 1327 H		94031010	4993	
RES+ HDU SHUTTERS WITH CAM LOCK	56101702SD00577	1170	Gargoyle	750 W x 725 H		94031010	3356	
RES+ HDU SHUTTERS WITH CAM LOCK	56101702SD00578	1170	Gargoyle	900 W x 725 H		94031010	3516	
RES+ HDU SHUTTERS WITH CAM LOCK	56101702SD00579	1170	Gargoyle	600 W x 1010 H		94031010	3629	
RES+ HDU SHUTTERS WITH CAM LOCK	56101702SD00580	1170	Gargoyle	750 W x 1010 H		94031010	3942	
RES+ HDU SHUTTERS WITH CAM LOCK	56101702SD00581	1170	Gargoyle	900 W x 1010 H		94031010	4154	
RES+ HDU SHUTTERS WITH CAM LOCK	56101702SD00582	1170	Gargoyle	1200 W x 1010 H		94031010	4573	
RES+ HDU SHUTTERS WITH CAM LOCK	56101702SD00583	1170	Gargoyle	600 W x 1190 H		94031010	3521	
RES+ HDU SHUTTERS WITH CAM LOCK	56101702SD00584	1170	Gargoyle	750 W x 1190 H		94031010	4863	


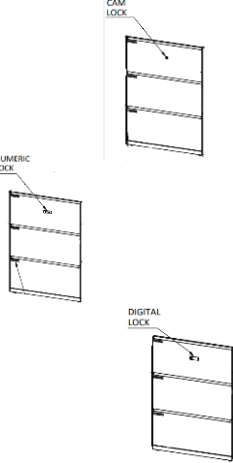
Sudipta Ghosh


1) 18% GST extra will be applicable on the consumer basic prices. 2) In view of the Godrej policy of continuous development, the dimensions of products may be changed without prior notice or obligations. All dimensions are in metric system

PRODUCT NAME	PLM Code	Co.	COLOR DESCRIPTION	Image	Dimensions in mm	HSN codes	Consumer Basic
RES+ HDU SHUTTERS WITH CAM LOCK	56101702SD00585	1170	Gargoyle		900 W x 1190 H	94031010	5096
RES+ HDU SHUTTERS WITH CAM LOCK	56101702SD00586	1170	Gargoyle		1200 W x 1190 H	94031010	5581
RES+ HDU SHUTTERS WITH CAM LOCK	56101702SD00587	1170	Gargoyle		600 W x 1327 H	94031010	3476
RES+ HDU SHUTTERS WITH CAM LOCK	56101702SD00588	1170	Gargoyle		750 W x 1327 H	94031010	4726
RES+ HDU SHUTTERS WITH CAM LOCK	56101702SD00589	1170	Gargoyle		900 W x 1327 H	94031010	4993
RES+ HDU SHUTTERS WITH NUMERIC LOCK	56101702SD00590	1170	Sugar White		750 W x 725 H	94031010	4155
RES+ HDU SHUTTERS WITH NUMERIC LOCK	56101702SD00591	1170	Sugar White		900 W x 725 H	94031010	4316
RES+ HDU SHUTTERS WITH NUMERIC LOCK	56101702SD00592	1170	Sugar White		600 W x 1010 H	94031010	4425
RES+ HDU SHUTTERS WITH NUMERIC LOCK	56101702SD00593	1170	Sugar White		750 W x 1010 H	94031010	4742
RES+ HDU SHUTTERS WITH NUMERIC LOCK	56101702SD00594	1170	Sugar White		900 W x 1010 H	94031010	4948
RES+ HDU SHUTTERS WITH NUMERIC LOCK	56101702SD00595	1170	Sugar White		1200 W x 1010 H	94031010	5368
RES+ HDU SHUTTERS WITH NUMERIC LOCK	56101702SD00596	1170	Sugar White		600 W x 1190 H	94031010	4361
RES+ HDU SHUTTERS WITH NUMERIC LOCK	56101702SD00597	1170	Sugar White		750 W x 1190 H	94031010	5698
RES+ HDU SHUTTERS WITH NUMERIC LOCK	56101702SD00598	1170	Sugar White		900 W x 1190 H	94031010	5940
RES+ HDU SHUTTERS WITH NUMERIC LOCK	56101702SD00599	1170	Sugar White		1200 W x 1190 H	94031010	6421
RES+ HDU SHUTTERS WITH NUMERIC LOCK	56101702SD00600	1170	Sugar White		600 W x 1327 H	94031010	4127
RES+ HDU SHUTTERS WITH NUMERIC LOCK	56101702SD00601	1170	Sugar White		750 W x 1327 H	94031010	5584
RES+ HDU SHUTTERS WITH NUMERIC LOCK	56101702SD00602	1170	Sugar White		900 W x 1327 H	94031010	5777
RES+ HDU SHUTTERS WITH NUMERIC LOCK	56101702SD00603	1170	Gargoyle		750 W x 725 H	94031010	4155
RES+ HDU SHUTTERS WITH NUMERIC LOCK	56101702SD00604	1170	Gargoyle		900 W x 725 H	94031010	4316
RES+ HDU SHUTTERS WITH NUMERIC LOCK	56101702SD00605	1170	Gargoyle		600 W x 1010 H	94031010	4425
RES+ HDU SHUTTERS WITH NUMERIC LOCK	56101702SD00606	1170	Gargoyle		750 W x 1010 H	94031010	4742
RES+ HDU SHUTTERS WITH NUMERIC LOCK	56101702SD00607	1170	Gargoyle		900 W x 1010 H	94031010	4948
RES+ HDU SHUTTERS WITH NUMERIC LOCK	56101702SD00608	1170	Gargoyle		1200 W x 1010 H	94031010	5368
RES+ HDU SHUTTERS WITH NUMERIC LOCK	56101702SD00609	1170	Gargoyle		600 W x 1190 H	94031010	4361
RES+ HDU SHUTTERS WITH NUMERIC LOCK	56101702SD00610	1170	Gargoyle		750 W x 1190 H	94031010	5698
RES+ HDU SHUTTERS WITH NUMERIC LOCK	56101702SD00611	1170	Gargoyle		900 W x 1190 H	94031010	5940
RES+ HDU SHUTTERS WITH NUMERIC LOCK	56101702SD00612	1170	Gargoyle		1200 W x 1190 H	94031010	6421
RES+ HDU SHUTTERS WITH NUMERIC LOCK	56101702SD00613	1170	Gargoyle		600 W x 1327 H	94031010	4127
RES+ HDU SHUTTERS WITH NUMERIC LOCK	56101702SD00614	1170	Gargoyle		750 W x 1327 H	94031010	5584
RES+ HDU SHUTTERS WITH NUMERIC LOCK	56101702SD00615	1170	Gargoyle		900 W x 1327 H	94031010	5777
RES+ HDU SHUTTERS WITH DIGITAL LOCK	56101702SD00830	1170	Sugar White		750 W x 725 H	94031010	5123
RES+ HDU SHUTTERS WITH DIGITAL LOCK	56101702SD00831	1170	Sugar White		900 W x 725 H	94031010	5284
RES+ HDU SHUTTERS WITH DIGITAL LOCK	56101702SD00832	1170	Sugar White		600 W x 1010 H	94031010	5392
RES+ HDU SHUTTERS WITH DIGITAL LOCK	56101702SD00833	1170	Sugar White		750 W x 1010 H	94031010	5709
RES+ HDU SHUTTERS WITH DIGITAL LOCK	56101702SD00834	1170	Sugar White		900 W x 1010 H	94031010	5970
RES+ HDU SHUTTERS WITH DIGITAL LOCK	56101702SD00835	1170	Sugar White		1200 W x 1010 H	94031010	6335
RES+ HDU SHUTTERS WITH DIGITAL LOCK	56101702SD00836	1170	Sugar White		600 W x 1190 H	94031010	5329
RES+ HDU SHUTTERS WITH DIGITAL LOCK	56101702SD00837	1170	Sugar White		750 W x 1190 H	94031010	6665
RES+ HDU SHUTTERS WITH DIGITAL LOCK	56101702SD00838	1170	Sugar White		900 W x 1190 H	94031010	6907
RES+ HDU SHUTTERS WITH DIGITAL LOCK	56101702SD00839	1170	Sugar White		1200 W x 1190 H	94031010	7388
RES+ HDU SHUTTERS WITH DIGITAL LOCK	56101702SD00840	1170	Sugar White		600 W x 1327 H	94031010	5094
RES+ HDU SHUTTERS WITH DIGITAL LOCK	56101702SD00841	1170	Sugar White		750 W x 1327 H	94031010	6552
RES+ HDU SHUTTERS WITH DIGITAL LOCK	56101702SD00842	1170	Sugar White		900 W x 1327 H	94031010	6744
RES+ HDU SHUTTERS WITH DIGITAL LOCK	56101702SD00843	1170	Gargoyle		750 W x 725 H	94031010	5123
RES+ HDU SHUTTERS WITH DIGITAL LOCK	56101702SD00844	1170	Gargoyle		900 W x 725 H	94031010	5284
RES+ HDU SHUTTERS WITH DIGITAL LOCK	56101702SD00845	1170	Gargoyle		600 W x 1010 H	94031010	5392
RES+ HDU SHUTTERS WITH DIGITAL LOCK	56101702SD00846	1170	Gargoyle		750 W x 1010 H	94031010	5709



1) 18% GST extra will be applicable on the consumer basic prices. 2) In view of the Godrej policy of continuous development, the dimensions of products may be changed without prior notice or obligations. All dimensions are in metric system

PRODUCT NAME	PLM Code	Co.	COLOR DESCRIPTION	Image	Dimensions in mm	HSN codes	Consumer Basic	
RES+ HDU SHUTTERS WITH DIGITAL LOCK	56101702SD00847	1170	Gargoyle		900 W x 1010 H	94031010	5970	
RES+ HDU SHUTTERS WITH DIGITAL LOCK	56101702SD00848	1170	Gargoyle		1200 W x 1010 H	94031010	6335	
RES+ HDU SHUTTERS WITH DIGITAL LOCK	56101702SD00849	1170	Gargoyle		600 W x 1190 H	94031010	5329	
RES+ HDU SHUTTERS WITH DIGITAL LOCK	56101702SD00850	1170	Gargoyle		750 W x 1190 H	94031010	6665	
RES+ HDU SHUTTERS WITH DIGITAL LOCK	56101702SD00851	1170	Gargoyle		900 W x 1190 H	94031010	6907	
RES+ HDU SHUTTERS WITH DIGITAL LOCK	56101702SD00852	1170	Gargoyle		1200 W x 1190 H	94031010	7388	
RES+ HDU SHUTTERS WITH DIGITAL LOCK	56101702SD00853	1170	Gargoyle		600 W x 1327 H	94031010	5094	
RES+ HDU SHUTTERS WITH DIGITAL LOCK	56101702SD00854	1170	Gargoyle		750 W x 1327 H	94031010	6552	
RES+ HDU SHUTTERS WITH DIGITAL LOCK	56101702SD00855	1170	Gargoyle		900 W x 1327 H	94031010	6744	
RES+ GDU SHUTTER WITH CAM LOCK / NUMERIC LOCK								
RES+ GDU SHUTTERS WITH CAM LOCK	56101702SD00658	1170	Sugar White		900 W x 1190 H	94031010	12472	
RES+ GDU SHUTTERS WITH CAM LOCK	56101702SD00659	1170	Sugar White		1200 W x 1190 H	94031010	13856	
RES+ GDU SHUTTERS WITH CAM LOCK	56101702SD00660	1170	Gargoyle		900 W x 1190 H	94031010	12472	
RES+ GDU SHUTTERS WITH CAM LOCK	56101702SD00661	1170	Gargoyle		1200 W x 1190 H	94031010	13856	
RES+ GDU SHUTTERS WITH CAM LOCK	56101702SD00662	1170	Tree Mist		900 W x 1190 H	94031010	12472	
RES+ GDU SHUTTERS WITH CAM LOCK	56101702SD00663	1170	Tree Mist		1200 W x 1190 H	94031010	13856	
RES+ GDU SHUTTERS WITH NUMERIC LOCK	56101702SD00664	1170	Sugar White		900 W x 1190 H	94031010	13205	
RES+ GDU SHUTTERS WITH NUMERIC LOCK	56101702SD00665	1170	Sugar White		1200 W x 1190 H	94031010	14762	
RES+ GDU SHUTTERS WITH NUMERIC LOCK	56101702SD00666	1170	Gargoyle		900 W x 1190 H	94031010	13205	
RES+ GDU SHUTTERS WITH NUMERIC LOCK	56101702SD00667	1170	Gargoyle		1200 W x 1190 H	94031010	14762	
RES+ GDU SHUTTERS WITH NUMERIC LOCK	56101702SD00668	1170	Tree Mist		900 W x 1190 H	94031010	13205	
RES+ GDU SHUTTERS WITH NUMERIC LOCK	56101702SD00669	1170	Tree Mist		1200 W x 1190 H	94031010	14762	
RES+ LFC DRAWER WITH CAM LOCK / NUMERIC LOCK / DIGITAL LOCK								
RES+ LFC WITH CAM LOCK	56101702SD00676	1170	Sugar White			900 W x 1010 H	94031010	4371
RES+ LFC WITH CAM LOCK	56101702SD00677	1170	Sugar White	900 W x 1190 H		94031010	4325	
RES+ LFC WITH CAM LOCK	56101702SD00678	1170	Sugar White	900 W x 1327 H		94031010	5352	
RES+ LFC WITH CAM LOCK	56101702SD00681	1170	Gargoyle	900 W x 1010 H		94031010	4371	
RES+ LFC WITH CAM LOCK	56101702SD00680	1170	Gargoyle	900 W x 1190 H		94031010	4325	
RES+ LFC WITH CAM LOCK	56101702SD00679	1170	Gargoyle	900 W x 1327 H		94031010	5352	
RES+ LFC WITH NUMERIC LOCK	56101702SD00682	1170	Sugar White	900 W x 1010 H		94031010	5124	
RES+ LFC WITH NUMERIC LOCK	56101702SD00683	1170	Sugar White	900 W x 1190 H		94031010	5547	
RES+ LFC WITH NUMERIC LOCK	56101702SD00684	1170	Sugar White	900 W x 1327 H		94031010	6235	
RES+ LFC WITH NUMERIC LOCK	56101702SD00687	1170	Gargoyle	900 W x 1010 H		94031010	5124	
RES+ LFC WITH NUMERIC LOCK	56101702SD00686	1170	Gargoyle	900 W x 1190 H		94031010	5547	
RES+ LFC WITH NUMERIC LOCK	56101702SD00685	1170	Gargoyle	900 W x 1327 H		94031010	6235	
RES+ LFC WITH DIGITAL LOCK	56101702SD00693	1170	Sugar White	900 W x 1010 H		94031010	6172	
RES+ LFC WITH DIGITAL LOCK	56101702SD00692	1170	Sugar White	900 W x 1190 H		94031010	6596	
RES+ LFC WITH DIGITAL LOCK	56101702SD00691	1170	Sugar White	900 W x 1327 H		94031010	7283	
RES+ LFC WITH DIGITAL LOCK	56101702SD00688	1170	Gargoyle	900 W x 1010 H		94031010	6172	
RES+ LFC WITH DIGITAL LOCK	56101702SD00689	1170	Gargoyle	900 W x 1190 H		94031010	6596	
RES+ LFC WITH DIGITAL LOCK	56101702SD00690	1170	Gargoyle	900 W x 1327 H		94031010	7283	

Sudipta Ghosh




1) 18% GST extra will be applicable on the consumer basic prices. 2) In view of the Godrej policy of continuous development, the dimensions of products may be changed without prior notice or obligations. All dimensions are in metric system

PRODUCT NAME	PLM Code	Co.	COLOR DESCRIPTION	Image	Dimensions in mm	HSN codes	Consumer Basic
RES+ STANDING TABLE							
RES+ STANDING TABLE	56101702SD00694	1170	Siam Teak		900 W x 1035 H	94031010	15932
RES+ STANDING TABLE	56101702SD00695	1170	Siam Teak		1200 W x 1035 H	94031010	16087
RES+ STANDING TABLE	56101702SD00697	1170	Riviera Oak		900 W x 1035 H	94031010	15932
RES+ STANDING TABLE	56101702SD00696	1170	Riviera Oak		1200 W x 1035 H	94031010	16087
RES+ PLANTER							
RES+ PLANTER BODY	56101702SD00990	5000	Sugar White		600 W x 225 H	94031010	5297
RES+ PLANTER BODY	56101702SD00991	5000	Sugar White		750 W x 225 H	94031010	5973
RES+ PLANTER BODY	56101702SD00992	5000	Sugar White		900 W x 225 H	94031010	6897
RES+ PLANTER BODY	56101702SD00993	5000	Sugar White		1200 W x 225 H	94031010	8564
RES+ PLANTER BODY	56101702SD00994	5000	Sugar White		1500 W x 225 H	94031010	10230
RES+ PLANTER BODY	56101702SD00999	5000	Gargoyle		600 W x 225 H	94031010	5297
RES+ PLANTER BODY	56101702SD00998	5000	Gargoyle		750 W x 225 H	94031010	5973
RES+ PLANTER BODY	56101702SD00997	5000	Gargoyle		900 W x 225 H	94031010	6897
RES+ PLANTER BODY	56101702SD00996	5000	Gargoyle		1200 W x 225 H	94031010	8564
RES+ PLANTER BODY	56101702SD00995	5000	Gargoyle		1500 W x 225 H	94031010	10230
RES+ PLANTER BODY	56101702SD01000	5000	Tree Mist		600 W x 225 H	94031010	5297
RES+ PLANTER BODY	56101702SD01001	5000	Tree Mist		750 W x 225 H	94031010	5973
RES+ PLANTER BODY	56101702SD01002	5000	Tree Mist		900 W x 225 H	94031010	6897
RES+ PLANTER BODY	56101702SD01003	5000	Tree Mist		1200 W x 225 H	94031010	8564
RES+ PLANTER BODY	56101702SD01004	5000	Tree Mist		1500 W x 225 H	94031010	10230
RES+ LOCKER							
RES+ 4-DOOR METAL TOP LOCKER WITH NUMERIC LOCK	56101702SD00725	1170	Sugar White		620 W x 1020 H	94031010	18853
RES+ 4-DOOR METAL TOP LOCKER WITH NUMERIC LOCK	56101702SD00726	1170	Sugar White		620 W x 1200 H	94031010	20116
RES+ 4-DOOR METAL TOP LOCKER WITH NUMERIC LOCK	56101702SD00727	1170	Sugar White		770 W x 1020 H	94031010	19236
RES+ 4-DOOR METAL TOP LOCKER WITH NUMERIC LOCK	56101702SD00728	1170	Sugar White		770 W x 1200 H	94031010	20554
RES+ 4-DOOR METAL TOP LOCKER WITH NUMERIC LOCK	56101702SD00729	1170	Gargoyle		620 W x 1020 H	94031010	18853
RES+ 4-DOOR METAL TOP LOCKER WITH NUMERIC LOCK	56101702SD00730	1170	Gargoyle		620 W x 1200 H	94031010	20116
RES+ 4-DOOR METAL TOP LOCKER WITH NUMERIC LOCK	56101702SD00731	1170	Gargoyle		770 W x 1020 H	94031010	19236
RES+ 4-DOOR METAL TOP LOCKER WITH NUMERIC LOCK	56101702SD00732	1170	Gargoyle		770 W x 1200 H	94031010	20554
RES+ 6-DOOR METAL TOP LOCKER WITH NUMERIC LOCK	56101702SD00733	1170	Sugar White		620 W x 1200 H	94031010	24405
RES+ 6-DOOR METAL TOP LOCKER WITH NUMERIC LOCK	56101702SD00734	1170	Sugar White		770 W x 1200 H	94031010	24696
RES+ 6-DOOR METAL TOP LOCKER WITH NUMERIC LOCK	56101702SD00735	1170	Gargoyle		620 W x 1200 H	94031010	24405
RES+ 6-DOOR METAL TOP LOCKER WITH NUMERIC LOCK	56101702SD00736	1170	Gargoyle		770 W x 1200 H	94031010	24696
RES+ 6-DOOR METAL TOP LOCKER WITH NUMERIC LOCK	56101702SD00974	1170	Multicolour		620 W x 1200 H	94031010	24405
RES+ 6-DOOR METAL TOP LOCKER WITH NUMERIC LOCK	56101702SD00975	1170	Multicolour		770 W x 1200 H	94031010	24696
RES+ 8-DOOR METAL TOP LOCKER WITH NUMERIC LOCK	56101702SD00737	1170	Sugar White		1220 W x 1020 H	94031010	33664
RES+ 8-DOOR METAL TOP LOCKER WITH NUMERIC LOCK	56101702SD00738	1170	Sugar White		1220 W x 1200 H	94031010	36219
RES+ 8-DOOR METAL TOP LOCKER WITH NUMERIC LOCK	56101702SD00739	1170	Sugar White		1520 W x 1020 H	94031010	34892
RES+ 8-DOOR METAL TOP LOCKER WITH NUMERIC LOCK	56101702SD00740	1170	Sugar White		1520 W x 1200 H	94031010	37514
RES+ 8-DOOR METAL TOP LOCKER WITH NUMERIC LOCK	56101702SD00744	1170	Gargoyle		1220 W x 1020 H	94031010	33664
RES+ 8-DOOR METAL TOP LOCKER WITH NUMERIC LOCK	56101702SD00743	1170	Gargoyle		1220 W x 1200 H	94031010	36219
RES+ 8-DOOR METAL TOP LOCKER WITH NUMERIC LOCK	56101702SD00742	1170	Gargoyle		1520 W x 1020 H	94031010	34892
RES+ 8-DOOR METAL TOP LOCKER WITH NUMERIC LOCK	56101702SD00741	1170	Gargoyle		1520 W x 1200 H	94031010	37514
RES+ 12-DOOR METAL TOP LOCKER WITH NUMERIC LOCK	56101702SD00745	1170	Sugar White		1220 W x 1200 H	94031010	45270
RES+ 12-DOOR METAL TOP LOCKER WITH NUMERIC LOCK	56101702SD00746	1170	Sugar White		1520 W x 1200 H	94031010	46385

1) 18% GST extra will be applicable on the consumer basic prices. 2) In view of the Godrej policy of continuous development, the dimensions of products may be changed without prior notice or obligations. All dimensions are in metric system

PRODUCT NAME	PLM Code	Co.	COLOR DESCRIPTION	Image	Dimensions in mm	HSN codes	Consumer Basic
RES+ 12-DOOR METAL TOP LOCKER WITH NUMERIC LOCK	56101702SD00747	1170	Gargoyle		1220 W x 1200 H	94031010	45270
RES+ 12-DOOR METAL TOP LOCKER WITH NUMERIC LOCK	56101702SD00748	1170	Gargoyle		1520 W x 1200 H	94031010	46385
RES+ 12-DOOR METAL TOP LOCKER WITH NUMERIC LOCK	56101702SD00749	1170	Multicolour		1220 W x 1200 H	94031010	45270
RES+ 12-DOOR METAL TOP LOCKER WITH NUMERIC LOCK	56101702SD00750	1170	Multicolour		1520 W x 1200 H	94031010	46385
RES+ 4-DOOR METAL TOP LOCKER WITH DIGITAL LOCK	56101702SD00751	1170	Sugar White		620 W x 1020 H	94031010	22897
RES+ 4-DOOR METAL TOP LOCKER WITH DIGITAL LOCK	56101702SD00752	1170	Sugar White		620 W x 1200 H	94031010	24161
RES+ 4-DOOR METAL TOP LOCKER WITH DIGITAL LOCK	56101702SD00753	1170	Sugar White		770 W x 1020 H	94031010	23281
RES+ 4-DOOR METAL TOP LOCKER WITH DIGITAL LOCK	56101702SD00754	1170	Sugar White		770 W x 1200 H	94031010	24598
RES+ 4-DOOR METAL TOP LOCKER WITH DIGITAL LOCK	56101702SD00755	1170	Gargoyle		620 W x 1020 H	94031010	22897
RES+ 4-DOOR METAL TOP LOCKER WITH DIGITAL LOCK	56101702SD00756	1170	Gargoyle		620 W x 1200 H	94031010	24161
RES+ 4-DOOR METAL TOP LOCKER WITH DIGITAL LOCK	56101702SD00757	1170	Gargoyle		770 W x 1020 H	94031010	23281
RES+ 4-DOOR METAL TOP LOCKER WITH DIGITAL LOCK	56101702SD00758	1170	Gargoyle		770 W x 1200 H	94031010	24598
RES+ 6-DOOR METAL TOP LOCKER WITH DIGITAL LOCK	56101702SD00759	1170	Sugar White		620 W x 1200 H	94031010	30471
RES+ 6-DOOR METAL TOP LOCKER WITH DIGITAL LOCK	56101702SD00760	1170	Sugar White		770 W x 1200 H	94031010	30763
RES+ 6-DOOR METAL TOP LOCKER WITH DIGITAL LOCK	56101702SD00761	1170	Gargoyle		620 W x 1200 H	94031010	30471
RES+ 6-DOOR METAL TOP LOCKER WITH DIGITAL LOCK	56101702SD00762	1170	Gargoyle		770 W x 1200 H	94031010	30763
RES+ 6-DOOR METAL TOP LOCKER WITH DIGITAL LOCK	56101702SD00976	1170	Multicolour		620 W x 1200 H	94031010	30471
RES+ 6-DOOR METAL TOP LOCKER WITH DIGITAL LOCK	56101702SD00977	1170	Multicolour		770 W x 1200 H	94031010	30763
RES+ 8-DOOR METAL TOP LOCKER WITH DIGITAL LOCK	56101702SD00763	1170	Sugar White		1220 W x 1020 H	94031010	41753
RES+ 8-DOOR METAL TOP LOCKER WITH DIGITAL LOCK	56101702SD00764	1170	Sugar White		1220 W x 1200 H	94031010	44308
RES+ 8-DOOR METAL TOP LOCKER WITH DIGITAL LOCK	56101702SD00765	1170	Sugar White		1520 W x 1020 H	94031010	42980
RES+ 8-DOOR METAL TOP LOCKER WITH DIGITAL LOCK	56101702SD00766	1170	Sugar White		1520 W x 1200 H	94031010	45604
RES+ 8-DOOR METAL TOP LOCKER WITH DIGITAL LOCK	56101702SD00770	1170	Gargoyle		1220 W x 1020 H	94031010	41753
RES+ 8-DOOR METAL TOP LOCKER WITH DIGITAL LOCK	56101702SD00769	1170	Gargoyle		1220 W x 1200 H	94031010	44308
RES+ 8-DOOR METAL TOP LOCKER WITH DIGITAL LOCK	56101702SD00768	1170	Gargoyle		1520 W x 1020 H	94031010	42980
RES+ 8-DOOR METAL TOP LOCKER WITH DIGITAL LOCK	56101702SD00767	1170	Gargoyle		1520 W x 1200 H	94031010	45604
RES+ 12-DOOR METAL TOP LOCKER WITH DIGITAL LOCK	56101702SD00771	1170	Sugar White		1220 W x 1200 H	94031010	57402
RES+ 12-DOOR METAL TOP LOCKER WITH DIGITAL LOCK	56101702SD00772	1170	Sugar White		1520 W x 1200 H	94031010	58518
RES+ 12-DOOR METAL TOP LOCKER WITH DIGITAL LOCK	56101702SD00773	1170	Gargoyle	1220 W x 1200 H	94031010	57402	
RES+ 12-DOOR METAL TOP LOCKER WITH DIGITAL LOCK	56101702SD00774	1170	Gargoyle	1520 W x 1200 H	94031010	58518	
RES+ 12-DOOR METAL TOP LOCKER WITH DIGITAL LOCK	56101702SD00776	1170	Multicolour	1220 W x 1200 H	94031010	57402	
RES+ 12-DOOR METAL TOP LOCKER WITH DIGITAL LOCK	56101702SD00775	1170	Multicolour	1520 W x 1200 H	94031010	58518	
RES+ 4-DOOR METAL TOP LOCKER WITH CAM LOCK	56101702SD00777	1170	Sugar White		620 W x 1020 H	94031010	17207
RES+ 4-DOOR METAL TOP LOCKER WITH CAM LOCK	56101702SD00778	1170	Sugar White		620 W x 1200 H	94031010	18795
RES+ 4-DOOR METAL TOP LOCKER WITH CAM LOCK	56101702SD00779	1170	Sugar White		770 W x 1020 H	94031010	17759
RES+ 4-DOOR METAL TOP LOCKER WITH CAM LOCK	56101702SD00780	1170	Sugar White		770 W x 1200 H	94031010	19454
RES+ 4-DOOR METAL TOP LOCKER WITH CAM LOCK	56101702SD00781	1170	Gargoyle		620 W x 1020 H	94031010	17207
RES+ 4-DOOR METAL TOP LOCKER WITH CAM LOCK	56101702SD00782	1170	Gargoyle		620 W x 1200 H	94031010	18795
RES+ 4-DOOR METAL TOP LOCKER WITH CAM LOCK	56101702SD00783	1170	Gargoyle		770 W x 1020 H	94031010	17759
RES+ 4-DOOR METAL TOP LOCKER WITH CAM LOCK	56101702SD00784	1170	Gargoyle		770 W x 1200 H	94031010	19454
RES+ 6-DOOR METAL TOP LOCKER WITH CAM LOCK	56101702SD00785	1170	Sugar White		620 W x 1200 H	94031010	21798
RES+ 6-DOOR METAL TOP LOCKER WITH CAM LOCK	56101702SD00786	1170	Sugar White		770 W x 1200 H	94031010	22252
RES+ 6-DOOR METAL TOP LOCKER WITH CAM LOCK	56101702SD00788	1170	Gargoyle		620 W x 1200 H	94031010	21798
RES+ 6-DOOR METAL TOP LOCKER WITH CAM LOCK	56101702SD00787	1170	Gargoyle		770 W x 1200 H	94031010	22252
RES+ 6-DOOR METAL TOP LOCKER WITH CAM LOCK	56101702SD00978	1170	Multicolour	620 W x 1200 H	94031010	21755	
RES+ 6-DOOR METAL TOP LOCKER WITH CAM LOCK	56101702SD00979	1170	Multicolour	770 W x 1200 H	94031010	22210	

1) 18% GST extra will be applicable on the consumer basic prices. 2) In view of the Godrej policy of continuous development, the dimensions of products may be changed without prior notice or obligations. All dimensions are in metric system

PRODUCT NAME	PLM Code	Co.	COLOR DESCRIPTION	Image	Dimensions in mm	HSN codes	Consumer Basic
RES+ 8-DOOR METAL TOP LOCKER WITH CAM LOCK	56101702SD00796	1170	Sugar White	 	1220 W x 1020 H	94031010	30372
RES+ 8-DOOR METAL TOP LOCKER WITH CAM LOCK	56101702SD00795	1170	Sugar White		1220 W x 1200 H	94031010	33577
RES+ 8-DOOR METAL TOP LOCKER WITH CAM LOCK	56101702SD00794	1170	Sugar White		1520 W x 1020 H	94031010	31936
RES+ 8-DOOR METAL TOP LOCKER WITH CAM LOCK	56101702SD00793	1170	Sugar White		1520 W x 1200 H	94031010	35316
RES+ 8-DOOR METAL TOP LOCKER WITH CAM LOCK	56101702SD00789	1170	Gargoyle		1220 W x 1020 H	94031010	30372
RES+ 8-DOOR METAL TOP LOCKER WITH CAM LOCK	56101702SD00790	1170	Gargoyle		1220 W x 1200 H	94031010	33577
RES+ 8-DOOR METAL TOP LOCKER WITH CAM LOCK	56101702SD00791	1170	Gargoyle		1520 W x 1020 H	94031010	31936
RES+ 8-DOOR METAL TOP LOCKER WITH CAM LOCK	56101702SD00792	1170	Gargoyle		1520 W x 1200 H	94031010	35316
RES+ 12-DOOR METAL TOP LOCKER WITH CAM LOCK	56101702SD00797	1170	Sugar White		1220 W x 1200 H	94031010	40055
RES+ 12-DOOR METAL TOP LOCKER WITH CAM LOCK	56101702SD00798	1170	Sugar White		1520 W x 1200 H	94031010	41495
RES+ 12-DOOR METAL TOP LOCKER WITH CAM LOCK	56101702SD00800	1170	Gargoyle		1220 W x 1200 H	94031010	40055
RES+ 12-DOOR METAL TOP LOCKER WITH CAM LOCK	56101702SD00799	1170	Gargoyle		1520 W x 1200 H	94031010	41495
RES+ 12-DOOR METAL TOP LOCKER WITH CAM LOCK	56101702SD00801	1170	Multicolour	1220 W x 1200 H	94031010	40055	
RES+ 12-DOOR METAL TOP LOCKER WITH CAM LOCK	56101702SD00802	1170	Multicolour	1520 W x 1200 H	94031010	41495	
RES+ 4-DOOR METAL TOP LOCKER WITH RFID LOCK	56101702SD00803	1170	Sugar White	620 W x 1020 H	94031010	24007	
RES+ 4-DOOR METAL TOP LOCKER WITH RFID LOCK	56101702SD00804	1170	Sugar White	620 W x 1200 H	94031010	25370	
RES+ 4-DOOR METAL TOP LOCKER WITH RFID LOCK	56101702SD00805	1170	Sugar White	770 W x 1020 H	94031010	24558	
RES+ 4-DOOR METAL TOP LOCKER WITH RFID LOCK	56101702SD00806	1170	Sugar White	770 W x 1200 H	94031010	26030	
RES+ 4-DOOR METAL TOP LOCKER WITH RFID LOCK	56101702SD00807	1170	Gargoyle	620 W x 1020 H	94031010	24007	
RES+ 4-DOOR METAL TOP LOCKER WITH RFID LOCK	56101702SD00808	1170	Gargoyle	620 W x 1200 H	94031010	25370	
RES+ 4-DOOR METAL TOP LOCKER WITH RFID LOCK	56101702SD00809	1170	Gargoyle	770 W x 1020 H	94031010	24558	
RES+ 4-DOOR METAL TOP LOCKER WITH RFID LOCK	56101702SD00810	1170	Gargoyle	770 W x 1200 H	94031010	26030	
RES+ 6-DOOR METAL TOP LOCKER WITH RFID LOCK	56101702SD00813	1170	Sugar White	620 W x 1200 H	94031010	31921	
RES+ 6-DOOR METAL TOP LOCKER WITH RFID LOCK	56101702SD00814	1170	Sugar White	770 W x 1200 H	94031010	32375	
RES+ 6-DOOR METAL TOP LOCKER WITH RFID LOCK	56101702SD00812	1170	Gargoyle	620 W x 1200 H	94031010	31921	
RES+ 6-DOOR METAL TOP LOCKER WITH RFID LOCK	56101702SD00811	1170	Gargoyle	770 W x 1200 H	94031010	32375	
RES+ 6-DOOR METAL TOP LOCKER WITH RFID LOCK	56101702SD00980	1170	Multicolour	620 W x 1200 H	94031010	31921	
RES+ 6-DOOR METAL TOP LOCKER WITH RFID LOCK	56101702SD00981	1170	Multicolour	770 W x 1200 H	94031010	32375	
RES+ 8-DOOR METAL TOP LOCKER WITH RFID LOCK	56101702SD00856	1170	Sugar White	1220 W x 1020 H	94031010	43975	
RES+ 8-DOOR METAL TOP LOCKER WITH RFID LOCK	56101702SD00857	1170	Sugar White	1220 W x 1200 H	94031010	46730	
RES+ 8-DOOR METAL TOP LOCKER WITH RFID LOCK	56101702SD00858	1170	Sugar White	1520 W x 1020 H	94031010	45537	
RES+ 8-DOOR METAL TOP LOCKER WITH RFID LOCK	56101702SD00859	1170	Sugar White	1520 W x 1200 H	94031010	48469	
RES+ 8-DOOR METAL TOP LOCKER WITH RFID LOCK	56101702SD00860	1170	Gargoyle	1220 W x 1020 H	94031010	43975	
RES+ 8-DOOR METAL TOP LOCKER WITH RFID LOCK	56101702SD00861	1170	Gargoyle	1220 W x 1200 H	94031010	46730	
RES+ 8-DOOR METAL TOP LOCKER WITH RFID LOCK	56101702SD00862	1170	Gargoyle	1520 W x 1020 H	94031010	45537	
RES+ 8-DOOR METAL TOP LOCKER WITH RFID LOCK	56101702SD00863	1170	Gargoyle	1520 W x 1200 H	94031010	48469	
RES+ 12-DOOR METAL TOP LOCKER WITH RFID LOCK	56101702SD00864	1170	Sugar White	1220 W x 1200 H	94031010	60304	
RES+ 12-DOOR METAL TOP LOCKER WITH RFID LOCK	56101702SD00865	1170	Sugar White	1520 W x 1200 H	94031010	61742	
RES+ 12-DOOR METAL TOP LOCKER WITH RFID LOCK	56101702SD00866	1170	Gargoyle	1220 W x 1200 H	94031010	60304	
RES+ 12-DOOR METAL TOP LOCKER WITH RFID LOCK	56101702SD00867	1170	Gargoyle	1520 W x 1200 H	94031010	61742	
RES+ 12-DOOR METAL TOP LOCKER WITH RFID LOCK	56101702SD00868	1170	Multicolour	1220 W x 1200 H	94031010	60304	
RES+ 12-DOOR METAL TOP LOCKER WITH RFID LOCK	56101702SD00869	1170	Multicolour	1520 W x 1200 H	94031010	61742	
RES+ 4-DOOR WOODEN TOP LOCKER WITH NUMERIC LOCK	56101702SD00870	1170	Sugar White	620 W x 1020 H	94031010	17901	
RES+ 4-DOOR WOODEN TOP LOCKER WITH NUMERIC LOCK	56101702SD00871	1170	Sugar White	620 W x 1200 H	94031010	19165	



1) 18% GST extra will be applicable on the consumer basic prices. 2) In view of the Godrej policy of continuous development, the dimensions of products may be changed without prior notice or obligations. All dimensions are in metric system

PRODUCT NAME	PLM Code	Co.	COLOR DESCRIPTION	Image	Dimensions in mm	HSN codes	Consumer Basic
RES+ 4-DOOR WOODEN TOP LOCKER WITH NUMERIC LOCK	56101702SD00872	1170	Sugar White		770 W x 1020 H	94031010	18164
RES+ 4-DOOR WOODEN TOP LOCKER WITH NUMERIC LOCK	56101702SD00873	1170	Sugar White		770 W x 1200 H	94031010	19482
RES+ 4-DOOR WOODEN TOP LOCKER WITH NUMERIC LOCK	56101702SD00874	1170	Gargoyle		620 W x 1020 H	94031010	17901
RES+ 4-DOOR WOODEN TOP LOCKER WITH NUMERIC LOCK	56101702SD00875	1170	Gargoyle		620 W x 1200 H	94031010	19165
RES+ 4-DOOR WOODEN TOP LOCKER WITH NUMERIC LOCK	56101702SD00876	1170	Gargoyle		770 W x 1020 H	94031010	18164
RES+ 4-DOOR WOODEN TOP LOCKER WITH NUMERIC LOCK	56101702SD00877	1170	Gargoyle		770 W x 1200 H	94031010	19482
RES+ 6-DOOR WOODEN TOP LOCKER WITH NUMERIC LOCK	56101702SD00879	1170	Sugar White		620 W x 1200 H	94031010	23453
RES+ 6-DOOR WOODEN TOP LOCKER WITH NUMERIC LOCK	56101702SD00878	1170	Sugar White		770 W x 1200 H	94031010	23624
RES+ 6-DOOR WOODEN TOP LOCKER WITH NUMERIC LOCK	56101702SD00880	1170	Gargoyle		620 W x 1200 H	94031010	23453
RES+ 6-DOOR WOODEN TOP LOCKER WITH NUMERIC LOCK	56101702SD00881	1170	Gargoyle		770 W x 1200 H	94031010	23624
RES+ 6-DOOR WOODEN TOP LOCKER WITH NUMERIC LOCK	56101702SD00982	1170	Multicolour		620 W x 1200 H	94031010	23411
RES+ 6-DOOR WOODEN TOP LOCKER WITH NUMERIC LOCK	56101702SD00983	1170	Multicolour		770 W x 1200 H	94031010	23582
RES+ 8-DOOR WOODEN TOP LOCKER WITH NUMERIC LOCK	56101702SD00882	1170	Sugar White		1220 W x 1020 H	94031010	32108
RES+ 8-DOOR WOODEN TOP LOCKER WITH NUMERIC LOCK	56101702SD00883	1170	Sugar White		1220 W x 1200 H	94031010	34663
RES+ 8-DOOR WOODEN TOP LOCKER WITH NUMERIC LOCK	56101702SD00884	1170	Sugar White		1520 W x 1020 H	94031010	33082
RES+ 8-DOOR WOODEN TOP LOCKER WITH NUMERIC LOCK	56101702SD00885	1170	Sugar White		1520 W x 1200 H	94031010	35705
RES+ 8-DOOR WOODEN TOP LOCKER WITH NUMERIC LOCK	56101702SD00889	1170	Gargoyle		1220 W x 1020 H	94031010	32108
RES+ 8-DOOR WOODEN TOP LOCKER WITH NUMERIC LOCK	56101702SD00888	1170	Gargoyle		1220 W x 1200 H	94031010	34663
RES+ 8-DOOR WOODEN TOP LOCKER WITH NUMERIC LOCK	56101702SD00887	1170	Gargoyle		1520 W x 1020 H	94031010	33082
RES+ 8-DOOR WOODEN TOP LOCKER WITH NUMERIC LOCK	56101702SD00886	1170	Gargoyle		1520 W x 1200 H	94031010	35705
RES+ 12-DOOR WOODEN TOP LOCKER WITH NUMERIC LOCK	56101702SD00890	1170	Sugar White	1220 W x 1200 H	94031010	43713	
RES+ 12-DOOR WOODEN TOP LOCKER WITH NUMERIC LOCK	56101702SD00891	1170	Sugar White	1520 W x 1200 H	94031010	44576	
RES+ 12-DOOR WOODEN TOP LOCKER WITH NUMERIC LOCK	56101702SD00893	1170	Gargoyle	1220 W x 1200 H	94031010	43713	
RES+ 12-DOOR WOODEN TOP LOCKER WITH NUMERIC LOCK	56101702SD00892	1170	Gargoyle	1520 W x 1200 H	94031010	44576	
RES+ 12-DOOR WOODEN TOP LOCKER WITH NUMERIC LOCK	56101702SD00894	1170	Multicolour	1220 W x 1200 H	94031010	43713	
RES+ 12-DOOR WOODEN TOP LOCKER WITH NUMERIC LOCK	56101702SD00895	1170	Multicolour	1520 W x 1200 H	94031010	44576	
RES+ 4-DOOR WOODEN TOP LOCKER WITH DIGITAL LOCK	56101702SD00896	1170	Sugar White	620 W x 1020 H	94031010	21946	




1) 18% GST extra will be applicable on the consumer basic prices. 2) In view of the Godrej policy of continuous development, the dimensions of products may be changed without prior notice or obligations. All dimensions are in metric system

PRODUCT NAME	PLM Code	Co.	COLOR DESCRIPTION	Image	Dimensions in mm	HSN codes	Consumer Basic
RES+ 4-DOOR WOODEN TOP LOCKER WITH DIGITAL LOCK	56101702SD00897	1170	Sugar White		620 W x 1200 H	94031010	23209
RES+ 4-DOOR WOODEN TOP LOCKER WITH DIGITAL LOCK	56101702SD00898	1170	Sugar White		770 W x 1020 H	94031010	22209
RES+ 4-DOOR WOODEN TOP LOCKER WITH DIGITAL LOCK	56101702SD00899	1170	Sugar White		770 W x 1200 H	94031010	23526
RES+ 4-DOOR WOODEN TOP LOCKER WITH DIGITAL LOCK	56101702SD00903	1170	Gargoyle		620 W x 1020 H	94031010	21946
RES+ 4-DOOR WOODEN TOP LOCKER WITH DIGITAL LOCK	56101702SD00902	1170	Gargoyle		620 W x 1200 H	94031010	23209
RES+ 4-DOOR WOODEN TOP LOCKER WITH DIGITAL LOCK	56101702SD00901	1170	Gargoyle		770 W x 1020 H	94031010	22209
RES+ 4-DOOR WOODEN TOP LOCKER WITH DIGITAL LOCK	56101702SD00900	1170	Gargoyle		770 W x 1200 H	94031010	23526
RES+ 6-DOOR WOODEN TOP LOCKER WITH DIGITAL LOCK	56101702SD00904	1170	Sugar White		620 W x 1200 H	94031010	29520
RES+ 6-DOOR WOODEN TOP LOCKER WITH DIGITAL LOCK	56101702SD00905	1170	Sugar White		770 W x 1200 H	94031010	29691
RES+ 6-DOOR WOODEN TOP LOCKER WITH DIGITAL LOCK	56101702SD00907	1170	Gargoyle		620 W x 1200 H	94031010	29520
RES+ 6-DOOR WOODEN TOP LOCKER WITH DIGITAL LOCK	56101702SD00906	1170	Gargoyle		770 W x 1200 H	94031010	29691
RES+ 6-DOOR WOODEN TOP LOCKER WITH DIGITAL LOCK	56101702SD00984	1170	Multicolour		620 W x 1200 H	94031010	29520
RES+ 6-DOOR WOODEN TOP LOCKER WITH DIGITAL LOCK	56101702SD00985	1170	Multicolour		770 W x 1200 H	94031010	29691
RES+ 8-DOOR WOODEN TOP LOCKER WITH DIGITAL LOCK	56101702SD00908	1170	Sugar White		1220 W x 1020 H	94031010	40197
RES+ 8-DOOR WOODEN TOP LOCKER WITH DIGITAL LOCK	56101702SD00909	1170	Sugar White		1220 W x 1200 H	94031010	42752
RES+ 8-DOOR WOODEN TOP LOCKER WITH DIGITAL LOCK	56101702SD00910	1170	Sugar White		1520 W x 1020 H	94031010	41171
RES+ 8-DOOR WOODEN TOP LOCKER WITH DIGITAL LOCK	56101702SD00911	1170	Sugar White		1520 W x 1200 H	94031010	43794
RES+ 8-DOOR WOODEN TOP LOCKER WITH DIGITAL LOCK	56101702SD00912	1170	Gargoyle		1220 W x 1020 H	94031010	40197
RES+ 8-DOOR WOODEN TOP LOCKER WITH DIGITAL LOCK	56101702SD00913	1170	Gargoyle		1220 W x 1200 H	94031010	42752
RES+ 8-DOOR WOODEN TOP LOCKER WITH DIGITAL LOCK	56101702SD00914	1170	Gargoyle		1520 W x 1020 H	94031010	41171
RES+ 8-DOOR WOODEN TOP LOCKER WITH DIGITAL LOCK	56101702SD00915	1170	Gargoyle		1520 W x 1200 H	94031010	43794
RES+ 12-DOOR WOODEN TOP LOCKER WITH DIGITAL LOCK	56101702SD00916	1170	Sugar White		1220 W x 1200 H	94031010	55846
RES+ 12-DOOR WOODEN TOP LOCKER WITH DIGITAL LOCK	56101702SD00917	1170	Sugar White		1520 W x 1200 H	94031010	56708
RES+ 12-DOOR WOODEN TOP LOCKER WITH DIGITAL LOCK	56101702SD00919	1170	Gargoyle		1220 W x 1200 H	94031010	55846
RES+ 12-DOOR WOODEN TOP LOCKER WITH DIGITAL LOCK	56101702SD00918	1170	Gargoyle		1520 W x 1200 H	94031010	56708
RES+ 12-DOOR WOODEN TOP LOCKER WITH DIGITAL LOCK	56101702SD00920	1170	Multicolour		1220 W x 1200 H	94031010	55846
RES+ 12-DOOR WOODEN TOP LOCKER WITH DIGITAL LOCK	56101702SD00921	1170	Multicolour		1520 W x 1200 H	94031010	56708
RES+ 4-DOOR WOODEN TOP LOCKER WITH CAM LOCK	56101702SD00922	1170	Sugar White		620 W x 1020 H	94031010	16256
RES+ 4-DOOR WOODEN TOP LOCKER WITH CAM LOCK	56101702SD00923	1170	Sugar White		620 W x 1200 H	94031010	17843
RES+ 4-DOOR WOODEN TOP LOCKER WITH CAM LOCK	56101702SD00924	1170	Sugar White		770 W x 1020 H	94031010	16687

Sudipta Ghosh

1) 18% GST extra will be applicable on the consumer basic prices. 2) In view of the Godrej policy of continuous development, the dimensions of products may be changed without prior notice or obligations. All dimensions are in metric system

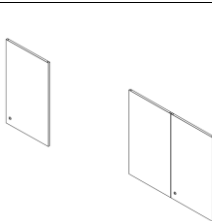
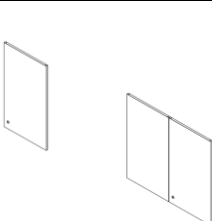
PRODUCT NAME	PLM Code	Co.	COLOR DESCRIPTION	Image	Dimensions in mm	HSN codes	Consumer Basic
RES+ 4-DOOR WOODEN TOP LOCKER WITH CAM LOCK	56101702SD00925	1170	Sugar White		770 W x 1200 H	94031010	18382
RES+ 4-DOOR WOODEN TOP LOCKER WITH CAM LOCK	56101702SD00929	1170	Gargoyle		620 W x 1020 H	94031010	16256
RES+ 4-DOOR WOODEN TOP LOCKER WITH CAM LOCK	56101702SD00928	1170	Gargoyle		620 W x 1200 H	94031010	17843
RES+ 4-DOOR WOODEN TOP LOCKER WITH CAM LOCK	56101702SD00927	1170	Gargoyle		770 W x 1020 H	94031010	16687
RES+ 4-DOOR WOODEN TOP LOCKER WITH CAM LOCK	56101702SD00926	1170	Gargoyle		770 W x 1200 H	94031010	18382
RES+ 6-DOOR WOODEN TOP LOCKER WITH CAM LOCK	56101702SD00930	1170	Sugar White		620 W x 1200 H	94031010	20847
RES+ 6-DOOR WOODEN TOP LOCKER WITH CAM LOCK	56101702SD00931	1170	Sugar White		770 W x 1200 H	94031010	21180
RES+ 6-DOOR WOODEN TOP LOCKER WITH CAM LOCK	56101702SD00933	1170	Gargoyle		620 W x 1200 H	94031010	20847
RES+ 6-DOOR WOODEN TOP LOCKER WITH CAM LOCK	56101702SD00932	1170	Gargoyle		770 W x 1200 H	94031010	21180
RES+ 6-DOOR WOODEN TOP LOCKER WITH CAM LOCK	56101702SD00986	1170	Multicolour		620 W x 1200 H	94031010	20847
RES+ 6-DOOR WOODEN TOP LOCKER WITH CAM LOCK	56101702SD00987	1170	Multicolour		770 W x 1200 H	94031010	21180
RES+ 8-DOOR WOODEN TOP LOCKER WITH CAM LOCK	56101702SD00934	1170	Sugar White		1220 W x 1020 H	94031010	28816
RES+ 8-DOOR WOODEN TOP LOCKER WITH CAM LOCK	56101702SD00935	1170	Sugar White		1220 W x 1200 H	94031010	32020
RES+ 8-DOOR WOODEN TOP LOCKER WITH CAM LOCK	56101702SD00936	1170	Sugar White		1520 W x 1020 H	94031010	30128
RES+ 8-DOOR WOODEN TOP LOCKER WITH CAM LOCK	56101702SD00937	1170	Sugar White		1520 W x 1200 H	94031010	33507
RES+ 8-DOOR WOODEN TOP LOCKER WITH CAM LOCK	56101702SD00941	1170	Gargoyle		1220 W x 1020 H	94031010	28816
RES+ 8-DOOR WOODEN TOP LOCKER WITH CAM LOCK	56101702SD00940	1170	Gargoyle		1220 W x 1200 H	94031010	32020
RES+ 8-DOOR WOODEN TOP LOCKER WITH CAM LOCK	56101702SD00939	1170	Gargoyle		1520 W x 1020 H	94031010	30128
RES+ 8-DOOR WOODEN TOP LOCKER WITH CAM LOCK	56101702SD00938	1170	Gargoyle		1520 W x 1200 H	94031010	33507
RES+ 12-DOOR WOODEN TOP LOCKER WITH CAM LOCK	56101702SD00942	1170	Sugar White		1220 W x 1200 H	94031010	38499
RES+ 12-DOOR WOODEN TOP LOCKER WITH CAM LOCK	56101702SD00943	1170	Sugar White		1520 W x 1200 H	94031010	39686
RES+ 12-DOOR WOODEN TOP LOCKER WITH CAM LOCK	56101702SD00945	1170	Gargoyle		1220 W x 1200 H	94031010	38499
RES+ 12-DOOR WOODEN TOP LOCKER WITH CAM LOCK	56101702SD00944	1170	Gargoyle		1520 W x 1200 H	94031010	39686
RES+ 12-DOOR WOODEN TOP LOCKER WITH CAM LOCK	56101702SD00946	1170	Multicolour		1220 W x 1200 H	94031010	38499
RES+ 12-DOOR WOODEN TOP LOCKER WITH CAM LOCK	56101702SD00947	1170	Multicolour		1520 W x 1200 H	94031010	39686
RES+ 4-DOOR WOODEN TOP LOCKER WITH RFID LOCK	56101702SD00948	1170	Sugar White		620 W x 1020 H	94031010	23056
RES+ 4-DOOR WOODEN TOP LOCKER WITH RFID LOCK	56101702SD00949	1170	Sugar White		620 W x 1200 H	94031010	24419
RES+ 4-DOOR WOODEN TOP LOCKER WITH RFID LOCK	56101702SD00950	1170	Sugar White		770 W x 1020 H	94031010	23486
RES+ 4-DOOR WOODEN TOP LOCKER WITH RFID LOCK	56101702SD00951	1170	Sugar White		770 W x 1200 H	94031010	24957
RES+ 4-DOOR WOODEN TOP LOCKER WITH RFID LOCK	56101702SD00955	1170	Gargoyle		620 W x 1020 H	94031010	23056
RES+ 4-DOOR WOODEN TOP LOCKER WITH RFID LOCK	56101702SD00954	1170	Gargoyle		620 W x 1200 H	94031010	24419
RES+ 4-DOOR WOODEN TOP LOCKER WITH RFID LOCK	56101702SD00953	1170	Gargoyle		770 W x 1020 H	94031010	23486
RES+ 4-DOOR WOODEN TOP LOCKER WITH RFID LOCK	56101702SD00952	1170	Gargoyle		770 W x 1200 H	94031010	24957
RES+ 6-DOOR WOODEN TOP LOCKER WITH RFID LOCK	56101702SD00956	1170	Sugar White		620 W x 1200 H	94031010	30970
RES+ 6-DOOR WOODEN TOP LOCKER WITH RFID LOCK	56101702SD00957	1170	Sugar White		770 W x 1200 H	94031010	31303
RES+ 6-DOOR WOODEN TOP LOCKER WITH RFID LOCK	56101702SD00958	1170	Gargoyle		620 W x 1200 H	94031010	30970
RES+ 6-DOOR WOODEN TOP LOCKER WITH RFID LOCK	56101702SD00959	1170	Gargoyle		770 W x 1200 H	94031010	31303
RES+ 6-DOOR WOODEN TOP LOCKER WITH RFID LOCK	56101702SD00988	1170	Multicolour		620 W x 1200 H	94031010	30927
RES+ 6-DOOR WOODEN TOP LOCKER WITH RFID LOCK	56101702SD00989	1170	Multicolour		770 W x 1200 H	94031010	31260
RES+ 8-DOOR WOODEN TOP LOCKER WITH RFID LOCK	56101702SD00960	1170	Sugar White		1220 W x 1020 H	94031010	42418
RES+ 8-DOOR WOODEN TOP LOCKER WITH RFID LOCK	56101702SD00961	1170	Sugar White		1220 W x 1200 H	94031010	45174
RES+ 8-DOOR WOODEN TOP LOCKER WITH RFID LOCK	56101702SD00962	1170	Sugar White		1520 W x 1020 H	94031010	43728
RES+ 8-DOOR WOODEN TOP LOCKER WITH RFID LOCK	56101702SD00963	1170	Sugar White		1520 W x 1200 H	94031010	46660
RES+ 8-DOOR WOODEN TOP LOCKER WITH RFID LOCK	56101702SD00964	1170	Gargoyle		1220 W x 1020 H	94031010	42418
RES+ 8-DOOR WOODEN TOP LOCKER WITH RFID LOCK	56101702SD00965	1170	Gargoyle		1220 W x 1200 H	94031010	45174
RES+ 8-DOOR WOODEN TOP LOCKER WITH RFID LOCK	56101702SD00966	1170	Gargoyle		1520 W x 1020 H	94031010	43728
RES+ 8-DOOR WOODEN TOP LOCKER WITH RFID LOCK	56101702SD00967	1170	Gargoyle		1520 W x 1200 H	94031010	46660
RES+ 12-DOOR WOODEN TOP LOCKER WITH RFID LOCK	56101702SD00968	1170	Sugar White		1220 W x 1200 H	94031010	58748



1) 18% GST extra will be applicable on the consumer basic prices. 2) In view of the Godrej policy of continuous development, the dimensions of products may be changed without prior notice or obligations. All dimensions are in metric system

PRODUCT NAME	PLM Code	Co.	COLOR DESCRIPTION	Image	Dimensions in mm	HSN codes	Consumer Basic
RES+ 12-DOOR WOODEN TOP LOCKER WITH RFID LOCK	56101702SD00969	1170	Sugar White		1520 W x 1200 H	94031010	59933
RES+ 12-DOOR WOODEN TOP LOCKER WITH RFID LOCK	56101702SD00970	1170	Gargoyle		1220 W x 1200 H	94031010	58748
RES+ 12-DOOR WOODEN TOP LOCKER WITH RFID LOCK	56101702SD00971	1170	Gargoyle		1520 W x 1200 H	94031010	59933
RES+ 12-DOOR WOODEN TOP LOCKER WITH RFID LOCK	56101702SD00972	1170	Multicolour		1220 W x 1200 H	94031010	58748
RES+ 12-DOOR WOODEN TOP LOCKER WITH RFID LOCK	56101702SD00973	1170	Multicolour		1520 W x 1200 H	94031010	59933
RES+ Shelf Sticker & Hinge Cap							
RES+ SHELF STICKER & HINGE CAP	56101702SD00716	1170	Sugar White		725 H	94031010	429
RES+ SHELF STICKER & HINGE CAP	56101702SD00717	1170	Sugar White		1010 H	94031010	489
RES+ SHELF STICKER & HINGE CAP	56101702SD00718	1170	Sugar White		1109/1327 H	94031010	630
RES+ SHELF STICKER & HINGE CAP	56101702SD00719	1170	Gargoyle		725 H	94031010	429
RES+ SHELF STICKER & HINGE CAP	56101702SD00720	1170	Gargoyle		1010 H	94031010	489
RES+ SHELF STICKER & HINGE CAP	56101702SD00721	1170	Gargoyle		1109/1327 H	94031010	630
RES+ SHELF STICKER & HINGE CAP	56101702SD00722	1170	Tree Mist		725 H	94031010	429
RES+ SHELF STICKER & HINGE CAP	56101702SD00723	1170	Tree Mist		1010 H	94031010	489
RES+ SHELF STICKER & HINGE CAP	56101702SD00724	1170	Tree Mist		1109/1327 H	94031010	630
ASCEND							
BODY							
Main Unit 300W Sugar White	56101530SD01366	5000	Sugar White		300 W x 310 D x 785 H	94031010	5851
Main Unit 300W Gargoyle	56101530SD01367	5000	Gargoyle		300 W x 310 D x 785 H	94031010	5851
Main Unit 450W Sugar white	56101530SD01368	5000	Sugar White		450 W x 310 D x 785 H	94031010	6699
Main Unit 450W Gargoyle	56101530SD01369	5000	Gargoyle		450 W x 310 D x 785 H	94031010	6699
Main Unit 600W Sugar white	56101530SD01370	5000	Sugar White		600 W x 310 D x 785 H	94031010	8198
Main Unit 600W Gargoyle	56101530SD01371	5000	Gargoyle		600 W x 310 D x 785 H	94031010	8198
Main Unit 900W Sugar white	56101530SD01372	5000	Sugar White		900 W x 310 D x 785 H	94031010	10020
Main Unit 900W Gargoyle	56101530SD01373	5000	Gargoyle		900 W x 310 D x 785 H	94031010	10020
Add-on Unit 300W Sugar white	56101530SD01374	5000	Sugar White		300 W x 310 D x 785 H	94031010	4853
Add-on Unit 300W Gargoyle	56101530SD01375	5000	Gargoyle		300 W x 310 D x 785 H	94031010	4853
Add-on Unit 450W Sugar white	56101530SD01376	5000	Sugar White		450 W x 310 D x 785 H	94031010	5700
Add-on Unit 450W Gargoyle	56101530SD01377	5000	Gargoyle		450 W x 310 D x 785 H	94031010	5700
Add-on Unit 600W Sugar white	56101530SD01378	5000	Sugar White		600 W x 310 D x 785 H	94031010	7199
Add-on Unit 600W Gargoyle	56101530SD01379	5000	Gargoyle		600 W x 310 D x 785 H	94031010	7199
Add-on Unit 900W Sugar white	56101530SD01380	5000	Sugar White		900 W x 310 D x 785 H	94031010	9022
Add-on Unit 900W Gargoyle	56101530SD01381	5000	Gargoyle		900 W x 310 D x 785 H	94031010	9022
Penta Corner Unit Sugar white	56101530SD01382	5000	Sugar White		300 W x 310 W x 785 H	94031010	10224
Penta Corner Unit Gargoyle	56101530SD01383	5000	Gargoyle		300 W x 310 W x 785 H	94031010	10224

1) 18% GST extra will be applicable on the consumer basic prices. 2) In view of the Godrej policy of continuous development, the dimensions of products may be changed without prior notice or obligations. All dimensions are in metric system

PRODUCT NAME	PLM Code	Co.	COLOR DESCRIPTION	Image	Dimensions in mm	HSN codes	Consumer Basic
METAL DOOR							
Metal Shutters Sugar white	56101530SD01398	5000	Sugar White		300 W x 21 W x 785 H	94031010	1213
Metal Shutters Gargoyle	56101530SD01399	5000	Gargoyle		300 W x 21 W x 785 H	94031010	1213
Metal Shutters Sugar white	56101530SD01400	5000	Sugar White		450 W x 21 W x 785 H	94031010	1526
Metal Shutters Gargoyle	56101530SD01401	5000	Gargoyle		450 W x 21 W x 785 H	94031010	1526
Metal Shutters Sugar white	56101530SD01390	5000	Sugar White		600 W x 21 W x 785 H	94031010	2214
Metal Shutters Gargoyle	56101530SD01391	5000	Gargoyle		600 W x 21 W x 785 H	94031010	2214
Metal Shutters Sugar white	56101530SD01392	5000	Sugar White		900 W x 21 W x 785 H	94031010	2789
Metal Shutters Gargoyle	56101530SD01393	5000	Gargoyle		900 W x 21 W x 785 H	94031010	2789
Metal Shutters - Corner Unit Sugar white	56101530SD01402	5000	Sugar White		384 W x 21 W x 785 H	94031010	1343
Metal Shutters - Corner Unit Gargoyle	56101530SD01403	5000	Gargoyle		384 W x 21 W x 785 H	94031010	1343
WOODEN DOOR							
Wooden Shutters Siam Teak	56101530SD01384	1140	Siam Teak		300 W x 21 W x 785 H	94031010	1047
Wooden Shutters Riviera Oak	56101530SD01385	1140	Riviera Oak		300 W x 21 W x 785 H	94031010	1047
Wooden Shutters Siam Teak	56101530SD01386	1140	Siam Teak		450 W x 21 W x 785 H	94031010	1224
Wooden Shutters Riviera Oak	56101530SD01387	1140	Riviera Oak		450 W x 21 W x 785 H	94031010	1224
Wooden Shutters Siam Teak	56101530SD01394	1140	Siam Teak		600 W x 21 W x 785 H	94031010	2222
Wooden Shutters Riviera Oak	56101530SD01395	1140	Riviera Oak		600 W x 21 W x 785 H	94031010	2222
Wooden Shutters Siam Teak	56101530SD01396	1140	Siam Teak		900 W x 21 W x 785 H	94031010	2542
Wooden Shutters Riviera Oak	56101530SD01397	1140	Riviera Oak		900 W x 21 W x 785 H	94031010	2542
Wooden Shutters - Corner Unit Siam Teak	56101530SD01388	1140	Siam Teak		384 W x 21 W x 785 H	94031010	1317
Wooden Shutters - Corner Unit Riviera Oak	56101530SD01389	1140	Riviera Oak		384 W x 21 W x 785 H	94031010	1317

Sudipta Ghosh


1) 18% GST extra will be applicable on the consumer basic prices. 2) In view of the Godrej policy of continuous development, the dimensions of products may be changed without prior notice or obligations. All dimensions are in metric system

PRODUCT NAME	PLM Code	Co.	COLOR DESCRIPTION	Image	Dimensions in mm	HSN codes	Consumer Basic
STOROFIX							
Full Height Swing Door Storage	30161803SD02059	5000	Traffic White		1830 H x 914 W x 463 D	94031010	18768
Full Height Glass Swing Door Storage	30161803SD01747	5000	Traffic White		1830 H x 914 W x 463 D	94031010	26134
Full Height Half Glass + Half Steel Swing Door Storage	30161803SD01748	5000	Traffic White		1830 H x 914 W x 463 D	94031010	24898
Half Height Swing Door Storage	30161803SD02060	5000	Telegrey-2		914 H x 914 W x 463 D	94031010	12159
Half Height Glass Sliding Door Storage	30161803SD01750	5000	Traffic White		914 H x 914 W x 463 D	94031010	16275
Vertical Filing Cabinet (VFC 4 LS / FS)	56101702SD01025	5000	Telegrey-2		1320 H x 470 W x 620 D	94031010	19511